

# HD200 SelectSpray



**JOHN DEERE**

## **PARTS CATALOG**

**HD200 SelectSpray**

**PC10329 (Mar-24) English**

**John Deere Turf Care**

Worldwide Edition  
Printed in U.S.A. (Revised)  
COPYRIGHT © 2024  
DEERE & COMPANY  
Moline, Illinois  
All rights reserved

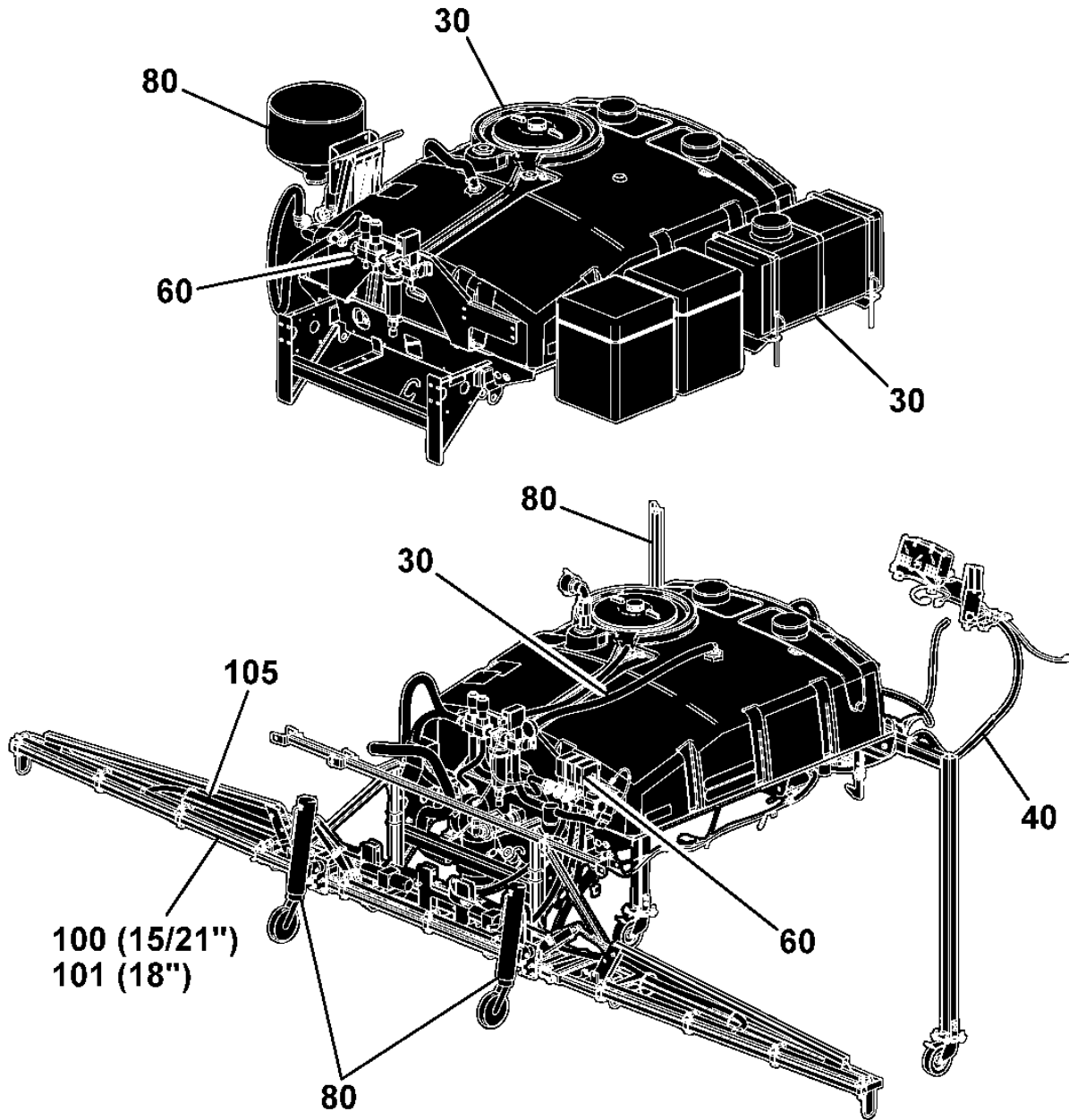




Primary Pictorial Index  
 Index d'illustrations principal  
 Hauptbildindex  
 Indice principale illustrato  
 Índice primario de ilustraciones  
 Huvudbildregister

PU01553 A.1

|      |   |
|------|---|
| 30-  | 1 |
| 40-  | 1 |
| 60-  |   |
| 80-  | 1 |
| 100- | 1 |
| 101- | 1 |
| 105- | 1 |

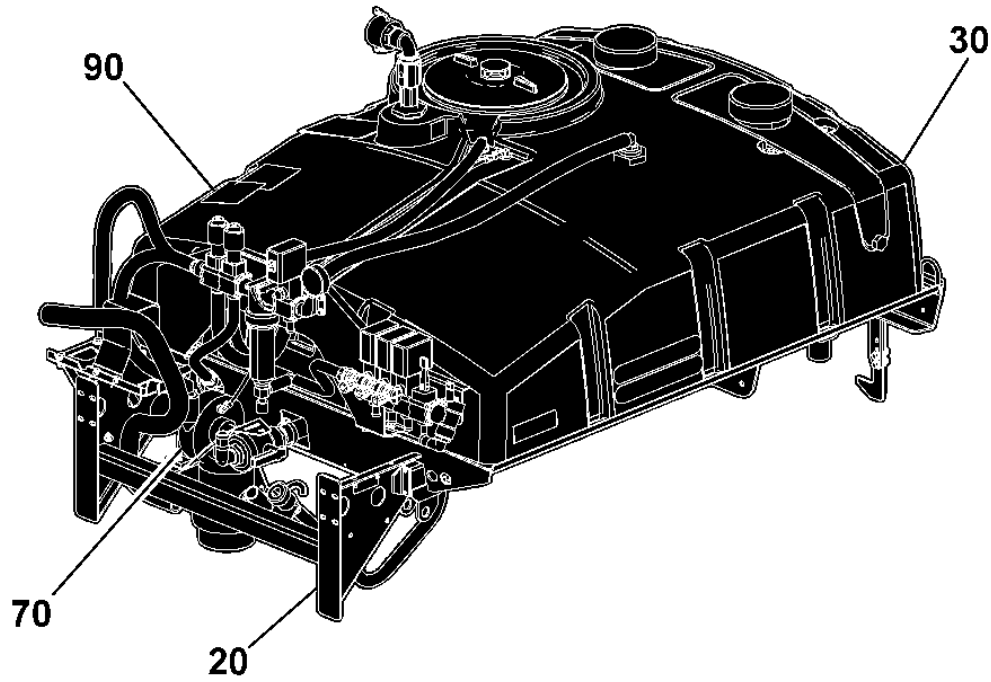


PU01553

Primary Pictorial Index  
 Index d'illustrations principal  
 Hauptbildindex  
 Indice principale illustrato  
 Índice primario de ilustraciones  
 Huvudbildregister

|     |   |
|-----|---|
| 20- | 1 |
| 30- | 1 |
| 70- | 1 |
| 90- | 1 |

PU02755 A.1



PU02755



## John Deere HD200 Selectspray

A.1



### MP33932

- 2009 Model (Serial No. TC200GX050001-055000)
- 2010 Model (Serial No. TC200GX055001-060000)
- 2011 Model (Serial No. TC200GX++T060001-065000)
- 2012 Model (Serial No. 1TC200GX++T065001-070000)
- 2013 Model (Serial No. 1TC200GX++T070001-075000)
- 2014 Model (Serial No. 1TC200GX++T075001-080000)
- 2015 Model (Serial No. 1TC200GX++T080001-085000)
- 2016 Model (Serial No. 1TC200GX++T085001-)

*(Specifications and design subject to change without notice)*

### Product Identification And Serial Number Plate

An individual product identification and serial number is assigned to each machine. When writing about or filling out warranty claims, use all the characters shown on the plate.

Example: TC200GX050001

- TC- Factory Designation (Turf Care)
- 200G- Model Or Machine Designation  
200 Gallon Sprayer
- X- Configuration Code
- 050001- Serial Number

Example: 1TC200GX++T060001

- 1TC- Factory Designation (Turf Care)
- 200G- Model Or Machine Designation  
200 Gallon Sprayer
- X- Configuration Code
- + - Random Number
- + - Calendar Year of Manufacture
- T- Turf Care
- 060001- Serial Number

### Product Configuration Code

The configuration "alpha" code identifies a variation of a product. Example: A machine may be manufactured as a two-wheel or four-wheel drive unit, and be shipped with standard or wide cutting units; thus four variations of the same machine exist. It also identifies different products which have the same model or machine designation (a tractor and an attachment tiller may have the same model numbers). If no configuration "alpha" code is required, space is filled in with an "X".

### Serial Number Listing Information

Serial number information is listed to show on which machines each part can be used; for example:

- **The part can be used on all products.**
- 000000 - **The part can be used on products beginning with the serial number listed.**
- 000000 **The part can be used on products up to and including the serial number listed.**
- 000000 - 000000 **The part can be used on products between and including the serial number listed.**

When XXXXXX's are listed in place of a serial number, a serial number change was made, but the exact serial number was not available at the time of publication.

---

## To The Customer

The part numbers in this Parts Catalog were correct at the time of publication. Per John Deere policy, we continuously improve our products. Therefore, when ordering parts verify the part numbers with your dealer.

## SI Units of Measure

Metric dimensions are provided as applicable throughout this parts catalog.

## Bolt and Cap Screw Strength Identification

Bolts and cap screws required to have high-strength qualities equivalent to metric property class 10.9 (SAE grade 8) or higher are identified throughout this catalog by the description 10.9, 12.9 or 14.9. All standard bolts and cap screws are metric property class 8.8 (SAE grade 5) or lower.

## Illustrations

Illustrations in this catalog are only intended as a reference for dealers and customers. These illustrations do not necessarily represent the exact view of the parts.

## Box-Enclosed Illustrations

Box-enclosed keyed parts in the illustration are available as a service assembly or an attachment. These parts may also include parts not available for service. The illustrations may not show all individual parts of an attachment. A box not keyed includes non-current parts.

## Orientation Of Product

An arrow shown with an illustration is to indicate the direction of product forward travel. Right Hand (RH) and Left Hand (LH) sides are determined by product forward travel.

## Orientation of Engine

Right Hand (RH) and Left Hand (LH) sides are determined by standing at flywheel and facing the engine.

## John Deere Remanufactured Components

The REMAN parts listed in this catalog are intended for the repair or replacement of failed or worn original equipment components. John Deere Reman components are manufactured to stringent John Deere standards and produced to original John Deere specifications that incorporates the latest design and performance improvement updates.

**Ag and Turf Turf and Utility — Trademarks**

|                       |               |                  |
|-----------------------|---------------|------------------|
| 7-Iron™               | Quik-Trak™    | Mulch On Demand™ |
| Aercore™              | Ready To Mow™ | Trail Gator™     |
| Auto 4x4 Wheel Drive™ | RGator™       | Turf Gator™      |
| AutoConnect™          | Roll-Gard™    | X700™            |
| AutoTrac™             | iMatch™       | ZTrak™           |
| Buck™                 | John Deere™   | Funk™            |
| Gator™                | SelectSpray™  | iTorque™         |
| Greens Tender™        | TerrainCut™   | Phoenix™         |
| Precision Cut Reel™   | E-Gator™      | PowerTech™       |
| PrecisionCut™         | eHydro™       | TMII™            |
| ProGator™             | EZtrak™       | TMIII™           |

### Ag and Turf Turf and Utility — Terms and Abbreviations

| Phrase               | Meaning  | Phrase         | Meaning                           |
|----------------------|--|----------------|-----------------------------------|
| A/C                  | Air Conditioning   | NSEP           | Not Supplied Separately           |
| ALSO ORDER           | Also Order   | OD             | Outside Diameter                  |
| AND                  | and  | OOS            | Open Operator's Station           |
| APPL                 | This Application Only                                    | OPTION         | Option                            |
| AR                   | As Required  | OPTIONAL       | Optional                          |
| ASSY                 | Complete Assembly  | OR             | Or                                |
| CNLA                 | Complete No Longer Available<br>(Order Individual Parts) | ORD            | Order                             |
| COMPLETE             | Complete   | ORD W/         | Order With                        |
| CTL                  | Cut To Length  | OS             | Oversize                          |
| CW                   | Clockwise  | OUTER          | Outer                             |
| ECU                  | Engine Control Unit                                      | PKG            | Package of                        |
| FI                   | Field Installation Kit                                   | PTO            | Power Take-Off                    |
| FIP                  | Fuel Injection Pump                                      | RATIO          | Ratio                             |
| FOR                  | For  | RCU            | Reverser Control Unit             |
| FRONT                | Front  | REAR           | Rear                              |
| HS, HEAD MARKED      | High Strength, Head Marked                               | REMAN          | Remanufactured                    |
| HTC                  | Heater Control Unit                                      | RH             | Right Hand                        |
| ID                   | Inside Diameter  | SCV            | Selective Control Valve           |
| INCL                 | Includes   | STD            | Standard                          |
| INCL KEYS            | Including Keys   | SUB            | Replaced by                       |
| INCLUDE PARTS MARKED | Include Parts Marked                                     | SUB COMPONENTS | Sub Components                    |
| INNER                | Inner  | SUB FOR        | Substitute for                    |
| KIT                  | Kit  | TK             | Thickness                         |
| LGTH                 | Length   | UIM            | User Interface Module             |
| LH                   | Left Hand  | UP             | Upper                             |
| LOW                  | Lower  | US             | Undersize                         |
| MARKED               | Marked   | USE WITH       | Use With                          |
| MF                   | Made From  | W/             | With                              |
| MFWD                 | Mechanical Front Wheel Drive                             | W/O            | Without                           |
| NA                   | Not Applicable   | Z              | Gear and Sprocket Teeth<br>Number |
| NLA                  | No Longer Available                                      |                |                                   |

## John Deere HD200 Selectspray

A.1



### MP33932

Modèle 2009 (no de série TC200GX050001-055000)

Modèle 2010 (no de série TC200GX055001-060000)

Modèle 2011 (no de série TC200GX++T060001-065000)

Modèle 2012 (no de série 1TC200GX++T065001-070000)

Modèle 2013 (no de série 1TC200GX++T070001-075000)

Modèle 2014 (no de série 1TC200GX++T075001-080000)

Modèle 2015 (no de série 1TC200GX++T080001-085000)

Modèle 2016 (no de série 1TC200GX++T085001-)

*(Les caractéristiques et la conception sont sujettes à modification sans préavis.)*

## Plaque d'identification de produit et plaque constructeur

Une identification de produit et un numéro de série sont attribués à chaque machine. Inclure l'ensemble des caractères visibles sur la plaque en écrivant au sujet d'une réclamation sous garantie ou en remplissant celle-ci.

Exemple:TC200GX050001

TC- Désignation d'usine (Turf Care)  
 200G- Désignation de modèle ou de machine  
 Pulvérisateur 200 gallons  
 X- Code de configuration  
 050001- Numéro de série

Exemple: 1TC200GX++T060001

1TC- Désignation d'usine (Turf Care)  
 200G- Désignation de modèle ou de machine  
 Pulvérisateur 200 gallons  
 X- Code de configuration  
 +- Nombre au hasard  
 +- Année civile de fabrication  
 T- Turf Care  
 060001- Numéro de série

### Code de configuration produit

Le code de configuration "alpha" signale qu'il s'agit d'une variation de produit. Exemple: une machine fabriquée en tant qu'unité à deux ou quatre roues motrices, puis expédiée avec des unités de coupe standard ou large; donc, il existe quatre variations de la même machine. Il sert aussi à identifier différents produits ayant la même désignation de modèle ou de machine. (Un tracteur et un cultivateur-accessoire peuvent avoir le même numéro de modèle.) Si aucun code de configuration "alpha" n'est nécessaire, un "X" figure dans ce champ.

### Informations concernant la liste des numéros de série

Le numéro de série est donné dans la liste pour indiquer sur quelles machines chaque pièce peut être utilisée.

- **La pièce peut être utilisée sur tous les produits.**
- 000000** - **La pièce peut être utilisée sur tous les produits à partir du numéro de série indiqué.**
- **000000** **La pièce peut être utilisée sur tous les produits jusqu'au numéro de série indiqué inclus.**
- 000000** - **000000** **La pièce peut être utilisée sur tous les produits entre les numéros de série indiqués inclus.**

Le XXXXXX à la place du numéro de série signale que celui-ci a été modifié mais que le nouveau numéro de série n'était pas encore disponible au moment de la publication du catalogue.

## Au client

Les numéros de référence dans ce catalogue de pièces étaient corrects au moment de la publication. Chez John Deere, notre politique est celle d'une amélioration continue des produits que nous fabriquons. Lors de la commande de pièces, il est donc recommandé de vérifier les numéros de référence auprès du concessionnaire.

## Unités de mesure SI

Les dimensions sont données en unités métriques, le cas échéant, dans ce catalogue pièces.

## Identification de la résistance des boulons

Les boulons devant présenter des caractéristiques de haute résistance de qualité au moins équivalente à la classe de propriété métrique 10.9 (catégorie SAE 8) sont identifiés tout au long de ce catalogue par la description 10.9, 12.9 ou 14.9. Tous les boulons standard sont de classe de propriété métrique 8.8 (catégorie SAE 5) ou inférieure.

## Illustrations

Les illustrations de ce catalogue ne sont fournies qu'à titre de référence pour les concessionnaires et les clients. Ces illustrations ne sont pas forcément une reproduction exacte de la vue des pièces.

## Illustrations encadrées

Les pièces indiquées avec un numéro de légende dans l'encadré sont disponibles en tant qu'ensemble de rechange ou accessoire. Ces pièces peuvent aussi comporter des pièces non réparables/remplaçables. Il se peut que toutes les pièces d'un accessoire ne figurent pas dans une illustration. Un encadré sans légende contient des pièces périmées.

## Orientation du produit

Les flèches sur certaines illustrations désignent le sens de marche avant du produit. Les côtés droit et gauche sont déterminés par rapport au sens de marche avant du produit.

## Orientation du moteur

Les côtés droit et gauche sont déterminés en se mettant devant le volant-moteur et en faisant face au moteur.

## Composants réusinés John Deere

Les pièces de REMAN répertoriées dans ce catalogue sont destinées à la réparation ou au remplacement de composants d'équipement d'origine qui sont cassés ou usés. Les composants John Deere Reman sont fabriqués selon les normes strictes de John Deere et de manière à être conformes aux spécifications d'origine John Deere comprenant les dernières améliorations apportées à la conception et en termes de rendement.



### Gazon et utilitaires Ag and Turf — Marques commerciales

|                       |               |                  |
|-----------------------|---------------|------------------|
| 7-Iron™               | Quik-Trak™    | Mulch On Demand™ |
| Aercore™              | Ready To Mow™ | Trail Gator™     |
| Auto 4x4 Wheel Drive™ | RGator™       | Turf Gator™      |
| AutoConnect™          | Roll-Gard™    | X700™            |
| AutoTrac™             | iMatch™       | ZTrak™           |
| Buck™                 | John Deere™   | Funk™            |
| Gator™                | SelectSpray™  | iTorque™         |
| Greens Tender™        | TerrainCut™   | Phoenix™         |
| Precision Cut Reel™   | E-Gator™      | PowerTech™       |
| PrecisionCut™         | eHydro™       | TMII™            |
| ProGator™             | EZtrak™       | TMIII™           |

## Gazon et utilitaires Ag and Turf — Terminologie et abréviations

| Expression           | Signification  | Expression     | Signification                                 |
|----------------------|--|----------------|---|
| A/C                  | Climatisation  | NSEP           | Non disponible séparément                     |
| ALSO ORDER           | À commander aussi  | OD             | Diamètre extérieur                            |
| AND                  | et   | OOS            | Poste de conduite sans cabine                 |
| APPL                 | Cette application uniquement   | OPTION         | Option  |
| AR                   | Selon le besoin  | OPTIONAL       | En option                                     |
| ASSY                 | Ensemble complet   | OR             | Ou  |
| CNLA                 | Ensemble complet plus disponible (commander les pièces individuellement) | ORD            | Commander                                     |
| COMPLETE             | Complet  | ORD W/         | À commander avec                              |
| CTL                  | Couper à la longueur voulue; mise à longueur                             | OS             | Surdimensionné                                |
| CW                   | Vers la droite   | OUTER          | Extérieur                                     |
| ECU                  | Unité de commande du moteur  | PKG            | Paquet de                                     |
| FI                   | Kit d'installation sur site  | PTO            | Prise de force                                |
| FIP                  | Pompe d'injection de carburant   | RATIO          | Rapport                                       |
| FOR                  | Pour   | RCU            | Unité de commande de l'inverseur              |
| FRONT                | Avant  | REAR           | Arrière                                       |
| HS, HEAD MARKED      | Haute résistance, tête marquée   | REMAN          | Pièce réusinée                                |
| HTC                  | Unité de commande du chauffage   | RH             | Côté droit                                    |
| ID                   | Diamètre intérieur   | SCV            | Distributeur sélectif                         |
| INCL                 | Comprend   | STD            | Standard                                      |
| INCL KEYS            | Clés comprises   | SUB            | Remplacé par                                  |
| INCLUDE PARTS MARKED | Comprend les pièces marquées   | SUB COMPONENTS | Sous-composants                               |
| INNER                | Intérieur  | SUB FOR        | Remplace                                      |
| KIT                  | Kit  | TK             | Épaisseur                                     |
| LGTH                 | Longueur   | UIM            | Module d'interface utilisateur                |
| LH                   | Côté gauche  | UP             | Supérieur                                     |
| LOW                  | Inférieur  | US             | À cote inférieure                             |
| MARKED               | Marqué   | USE WITH       | À utiliser avec                               |
| MF                   | À fabriquer à partir de  | W/             | Avec  |
| MFWD                 | Pont avant   | W/O            | Sans  |
| NA                   | Sans objet   | Z              | Nombre de dents d'engrenage et de roue dentée |
| NLA                  | Plus disponible  |                |   |

## John Deere HD200 Selectspray

A.1



### MP33932

Modell 2009 (Seriennr. TC200GX050001-055000)

Modell 2010 (Seriennr. TC200GX055001-060000)

Modell 2011 (Seriennr. TC200GX++T060001-065000)

Modell 2012 (Seriennr. 1TC200GX++T065001-070000)

Modell 2013 (Seriennr. 1TC200GX++T070001-075000)

Modell 2014 (Seriennr. 1TC200GX++T075001-080000)

Modell 2015 (Seriennr. 1TC200GX++T080001-085000)

Modell 2016 (Seriennr. 1TC200GX++T085001-)

*(Änderung der technischen Daten und Konstruktion ohne Vorankündigung vorbehalten)*

## Produktidentifikations- und Seriennummernschild

Jeder Maschine wird eine individuelle Produktidentifikation und Seriennummer zugewiesen. Beim Schreiben über bzw. Ausfüllen von Garantieforderungen müssen alle auf dem Schild angegebenen Zeichen verwendet werden.

Beispiel: TC200GX050001

TC- Werksbezeichnung (Turf Care)  
 200G- Modell- oder Maschinenbezeichnung  
 200-Gallon-Feldspritze  
 X- Konfigurationscode  
 050001- Seriennummer

Beispiel: 1TC200GX++T060001

1TC- Werksbezeichnung (Turf Care)  
 200G- Modell- oder Maschinenbezeichnung  
 200-Gallon-Feldspritze  
 X- Konfigurationscode  
 +- Zufallszahl  
 +- Herstellungs-Kalenderjahr  
 T- Turf Care  
 060001- Seriennummer

## Produktkonfigurationscode

Der Konfigurationscode "alpha" kennzeichnet eine Ausführung eines Produkts. Beispiel: Eine Maschine kann beispielsweise als Zweirad- oder Allradantriebseinheit gefertigt und mit standardmäßigen oder breiten Mähwerken geliefert werden; deshalb gibt es vier Ausführungen der gleichen Maschine. Der Code kennzeichnet außerdem verschiedene Produkte, die über die gleiche Modell- bzw. Maschinenbezeichnung verfügen (ein Traktor und ein Bodenbearbeitungsgerät können die gleichen Modellnummern aufweisen). Wenn kein Konfigurationscode "alpha" erforderlich ist, wird der Freiraum mit einem "X" gefüllt.

## Aufgeführte Seriennummerninformationen

Die Seriennummerninformationen werden aufgeführt, um anzugeben, an welchen Maschinen jedes Teil verwendet werden kann. Beispiel:

|                 |  |
|-----------------|--|
| -               | <b>Das Teil kann an allen Produkten verwendet werden.</b>  |
| 000000 -        | <b>Das Teil kann an Produkten verwendet werden, die mit der aufgeführten Seriennummer beginnen.</b>            |
| - 000000        | <b>Das Teil kann an Produkten bis zu und einschließlich der aufgeführten Seriennummer verwendet werden.</b>    |
| 000000 - 000000 | <b>Das Teil kann an Produkten zwischen und einschließlich der aufgeführten Seriennummern verwendet werden.</b> |

Wenn XXXXXX anstelle einer Seriennummer angegeben wird, wurde eine Seriennummeränderung durchgeführt, aber die genaue Seriennummer war zum Zeitpunkt der Veröffentlichung nicht verfügbar.

## **An den Kunden**

Die Teilenummern in diesem Teilekatalog waren zum Zeitpunkt der Veröffentlichung richtig. Gemäß der Richtlinie von John Deere verbessern wir ständig unsere Produkte. Bei der Bestellung von Teilen die Teilenummern durch den Händler bestätigen lassen.

## **SI-Maßeinheiten**

In diesem Ersatzteilkatalog werden, soweit zutreffend, metrische Abmessungen angegeben.

## **Festigkeitskennzeichnung von Bolzen und Sechskantschrauben**

Bolzen und Sechskantschrauben, die über hochfeste Eigenschaften der metrischen Güteklasse 10.9 (SAE-Güteklasse 8) oder einer höheren Güteklasse verfügen müssen, werden in diesem Katalog durch die Bezeichnung 10.9, 12.9 oder 14.9 angegeben. Alle standardmäßigen Bolzen und Sechskantschrauben entsprechen der metrischen Güteklasse 8.8 (SAE-Güteklasse 5) oder einer niedrigeren Güteklasse.

## **Abbildungen**

Die Abbildungen in diesem Katalog dienen nur als Referenz für Händler und Kunden. Diese Abbildungen sind nicht unbedingt eine genaue Darstellung der Teile.

## **Abbildungen mit umrandeten Teilen**

Mit einer Umrandung versehene Teile sind als Wartungsbaugruppe oder Zubehör erhältlich und in der Abbildung mit einer Nummer gekennzeichnet. Diese Teile können außerdem Teile enthalten, die nicht gewartet werden können. Die Abbildungen zeigen möglicherweise nicht alle Einzelteile eines Zubehörs. Umrandete Teile ohne Nummern sind alte Teile.

## **Ausrichtung des Produkts**

Ein Pfeil in einer Abbildung zeigt die Vorwärtsfahrtrichtung des Produkts an. Die Bezeichnungen RECHTS und LINKS beziehen sich auf die Vorwärtsfahrtrichtung.

## **Ausrichtung des Motors**

Die Angaben "Rechts" und "Links" beziehen sich auf die Ansicht des Motors von der Schwungradseite aus.

## **John Deere-Austauschteile**

Die in diesem Katalog aufgeführten Austauschteile (REMAN) sind zur Reparatur bzw. zum Ersetzen von defekten oder abgenutzten Originalausrüstungsteilen bestimmt. John Deere-Austauschteile entsprechen den strengen John Deere-Normen und werden gemäß den ursprünglichen John Deere-Spezifikationen, die die neuesten Konstruktions- und Leistungsverbesserungen umfassen, gefertigt.

### Ag and Turf — Rasen- und Nutzfahrzeuge — Marken

|                       |               |                  |
|-----------------------|---------------|------------------|
| 7-Iron™               | Quik-Trak™    | Mulch On Demand™ |
| Aercore™              | Ready To Mow™ | Trail Gator™     |
| Auto 4x4 Wheel Drive™ | RGator™       | Turf Gator™      |
| AutoConnect™          | Roll-Gard™    | X700™            |
| AutoTrac™             | iMatch™       | ZTrak™           |
| Buck™                 | John Deere™   | Funk™            |
| Gator™                | SelectSpray™  | iTorque™         |
| Greens Tender™        | TerrainCut™   | Phoenix™         |
| Precision Cut Reel™   | E-Gator™      | PowerTech™       |
| PrecisionCut™         | eHydro™       | TMII™            |
| ProGator™             | EZtrak™       | TMIII™           |

## Ag and Turf — Rasen und Nutzfahrzeuge — Begriffe und Abkürzungen

| Ausdruck             | Bedeutung  | Ausdruck       | Bedeutung                                 |
|----------------------|--|----------------|---|
| A/C                  | Klimaanlage  | NSEP           | Nicht getrennt lieferbar                  |
| ALSO ORDER           | Ebenfalls bestellen                                      | OD             | Außendurchmesser                          |
| AND                  | und  | OOS            | Offene Fahrerplattform                    |
| APPL                 | Nur für diese Anwendung                                  | OPTION         | Wahlausrüstung                            |
| AR                   | Nach Bedarf  | OPTIONAL       | Wahlausrüstung                            |
| ASSY                 | Komplette Baugruppe                                      | OR             | Oder                                      |
| CNLA                 | Nicht mehr komplett verfügbar<br>(Einzelteile bestellen) | ORD            | Bestellen                                 |
| COMPLETE             | Vollständig  | ORD W/         | Bestellen mit                             |
| CTL                  | Zuschneiden  | OS             | Übergröße                                 |
| CW                   | Im Uhrzeigersinn   | OUTER          | Außen                                     |
| ECU                  | Motorsteuereinheit                                       | PKG            | Verpackung von                            |
| FI                   | Nachrüstsatz   | PTO            | Zapfwelle                                 |
| FIP                  | Kraftstoffeinspritzpumpe                                 | RATIO          | Verhältnis                                |
| FOR                  | Für  | RCU            | Steuereinheit für Reversierer             |
| FRONT                | Vorne  | REAR           | Hinten                                    |
| HS, HEAD MARKED      | Hochfest, vorn gekennzeichnet                            | REMAN          | Aufgearbeitet                             |
| HTC                  | Heizung-Steuereinheit                                    | RH             | Rechts                                    |
| ID                   | Innendurchmesser   | SCV            | Zusatzsteuergerät                         |
| INCL                 | Einschließlich   | STD            | Standard                                  |
| INCL KEYS            | Einschließlich<br>Legendennummern                        | SUB            | Ersetzt durch                             |
| INCLUDE PARTS MARKED | Enthält gekennzeichnete Teile                            | SUB COMPONENTS | Komponenten ersetzen                      |
| INNER                | Innen  | SUB FOR        | Ersatz für                                |
| KIT                  | Satz   | TK             | Stärke                                    |
| LGTH                 | Länge  | UIM            | Benutzerschnittstellenmodul               |
| LH                   | Links  | UP             | Oben                                      |
| LOW                  | Unten  | US             | Untergröße                                |
| MARKED               | Markiert   | USE WITH       | Verwenden mit                             |
| MF                   | Hergestellt von  | W/             | Mit                                       |
| MFWD                 | Mechanischer Frontantrieb                                | W/O            | Ohne                                      |
| NA                   | Nicht zutreffend   | Z              | Anzahl der Zahnrad- und<br>Kettenradzähne |
| NLA                  | Nicht mehr erhältlich                                    |                |   |

## John Deere HD200 Selectspray

A.1



### MP33932

Modello 2009 (numero di matricola TC200GX050001-055000)

Modello 2010 (numero di matricola TC200GX055001-060000)

Modello 2011 (numero di matricola TC200GX++T060001-065000)

Modello 2012 (numero di matricola 1TC200GX++T065001-070000)

Modello 2013 (numero di matricola 1TC200GX++T070001-075000)

Modello 2014 (numero di matricola 1TC200GX++T075001-080000)

Modello 2015 (numero di matricola 1TC200GX++T080001-085000)

Modello 2016 (numero di matricola 1TC200GX++T085001-)

*(I dati tecnici e le caratteristiche progettuali sono soggetti a modifiche senza preavviso)*



## Targhetta numero di identificazione prodotto e di matricola

A ciascuna macchina viene assegnato un singolo numero di identificazione prodotto e di matricola. Quando si redige o si compila una richiesta di rimborso in garanzia, usare tutti i caratteri riportati sulla targhetta.

Esempio: TC200GX050001

- TC- Designazione fabbrica (Turf Care)
- 200G- Designazione modello o macchina  
Irroratrice 200 Gallon
- X- Codice di configurazione
- 050001- Numero di matricola

Esempio: 1TC200GX++T060001

- 1TC- Designazione fabbrica (Turf Care)
- 200G- Designazione modello o macchina  
Irroratrice 200 Gallon
- X- Codice di configurazione
- + - Numero casuale
- + - Anno solare di costruzione
- T- Turf Care
- 060001- Numero di matricola

## Codice di configurazione prodotto

Il codice di configurazione "alpha" identifica una variazione in un prodotto. Esempio: una macchina può essere costruita come unità a due ruote motrici o a trazione integrale ed essere dotata di unità di taglio standard o larghe; pertanto esistono quattro variazioni della stessa macchina. Inoltre, identifica diversi prodotti con la stessa designazione di modello o macchina (un trattore e un attrezzo erpice possono avere gli stessi numeri di modello). Se non occorre alcun codice di configurazione "alpha", lo spazio viene compilato con una "X".

## Informazioni sui numeri di matricola

Le informazioni sui numeri di matricola mostrano su quale macchina può essere usato ciascun componente; ad esempio:

- **Il componente può essere usato su tutti i prodotti.**
- 000000** - **Il componente può essere usato sui prodotti a partire dal numero di matricola indicato.**
- **000000** **Il componente può essere usato sui prodotti fino al numero di matricola indicato incluso.**
- 000000** - **000000** **Il componente può essere usato sui prodotti compresi tra i numeri di matricola indicati ed inclusi.**

Se è presente XXXXXX al posto del numero di matricola significa che è stata effettuata una modifica, ma il numero di matricola esatto non era disponibile al momento della stesura del catalogo.

## Informazioni per il cliente

I codici ricambio indicati nel presente catalogo ricambi erano corretti alla data di pubblicazione del catalogo stesso. Come da politica John Deere, continuiamo a migliorare i nostri prodotti. Pertanto, per l'ordinazione dei componenti, verificare i codici ricambio con il concessionario.

### Unità di misura del sistema internazionale

In questo catalogo ricambi vengono forniti valori metrici, ove applicabili.

### Identificazione della resistenza della viteria

La viteria dotata di proprietà di resistenza elevate equivalenti a 10.9 in caso di classe metrica (SAE grado 8) o valore superiore è identificata nel presente catalogo mediante l'indicazione 10.9, 12.9 o 14.9. Tutta la viteria standard è pari o inferiore a 8.8 in caso di classe metrica (SAE grado 5).

### Illustrazioni

Le illustrazioni presenti in questo catalogo vengono fornite esclusivamente a scopo di riferimento per rivenditori e clienti. Dette illustrazioni non rappresentano necessariamente l'aspetto effettivo dei componenti.

### Illustrazioni racchiuse in un riquadro

I componenti numerati racchiusi in un riquadro nell'illustrazione sono disponibili come gruppo ricambi o attrezzo. Inoltre, tali componenti possono includere pezzi non disponibili per la manutenzione. Le illustrazioni non sempre mostrano tutti i componenti di un attrezzo. Un riquadro non numerato include componenti non attuali.

### Orientamento del prodotto

La freccia riportata in una figura indica il senso di avanzamento del prodotto. I lati destro (dx) e sinistro (sx) si intendono riferiti al senso di avanzamento del prodotto.

### Orientamento del motore

I lati destro (dx) e sinistro (sx) si intendono sostando presso il volano e rivolti verso il motore.

### Componenti ricondizionati John Deere

I ricambi RICONDIZ. elencati in questo catalogo sono destinati alla riparazione o sostituzione di componenti delle attrezzature originali difettosi o usurati. I componenti ricondizionati John Deere vengono fabbricati nel rispetto dei rigorosi standard John Deere e sono conformi alle specifiche originali John Deere che includono i più recenti aggiornamenti progettuali e prestazionali.

**Veicoli agricoli e per terreno erboso/prati e multiuso — Marchi commerciali**

|                       |               |                  |
|-----------------------|---------------|------------------|
| 7-Iron™               | Quik-Trak™    | Mulch On Demand™ |
| Aercore™              | Ready To Mow™ | Trail Gator™     |
| Auto 4x4 Wheel Drive™ | RGator™       | Turf Gator™      |
| AutoConnect™          | Roll-Gard™    | X700™            |
| AutoTrac™             | iMatch™       | ZTrak™           |
| Buck™                 | John Deere™   | Funk™            |
| Gator™                | SelectSpray™  | iTorque™         |
| Greens Tender™        | TerrainCut™   | Phoenix™         |
| Precision Cut Reel™   | E-Gator™      | PowerTech™       |
| PrecisionCut™         | eHydro™       | TMII™            |
| ProGator™             | EZtrak™       | TMIII™           |

### Veicoli agricoli e per terreno erboso/prati e multiuso — Termini ed abbreviazioni

| Frase                | Significato   | Frase          | Significato                             |
|----------------------|---|----------------|---|
| A/C                  | Impianto condizionamento aria                           | NSEP           | Non disponibile separatamente           |
| ALSO ORDER           | Ordinare inoltre  | OD             | Diametro esterno                        |
| AND                  | e   | OOS            | Posto di guida aperto                   |
| APPL                 | Solo questa applicazione                                | OPTION         | Opzione                                 |
| AR                   | Secondo necessità                                       | OPTIONAL       | Opzionale                               |
| ASSY                 | Gruppo completo   | OR             | Oppure                                  |
| CNLA                 | Non più disponibile completo (ordinare i singoli pezzi) | ORD            | Ordinare                                |
| COMPLETE             | Completo  | ORD W/         | Ordinare con                            |
| CTL                  | Tagliare a misura                                       | OS             | Sovradimensionato                       |
| CW                   | Senso orario  | OUTER          | Esterno                                 |
| ECU                  | Unità di comando motore                                 | PKG            | Confezione da                           |
| FI                   | Kit di installazione sul campo                          | PTO            | Presa di forza                          |
| FIP                  | Pompa di iniezione                                      | RATIO          | Rapporto                                |
| FOR                  | Per   | RCU            | Unità di comando inversore              |
| FRONT                | Anteriore   | REAR           | Posteriore                              |
| HS, HEAD MARKED      | Ad alta resistenza, contrassegnato in testa             | REMAN          | Ricondiz.                               |
| HTC                  | Unità di comando riscaldatore                           | RH             | Dx                                      |
| ID                   | Diametro interno  | SCV            | Distributore idraulico                  |
| INCL                 | Include   | STD            | Standard                                |
| INCL KEYS            | Include chiavette                                       | SUB            | Sostituito da                           |
| INCLUDE PARTS MARKED | Include le parti contrassegnate                         | SUB COMPONENTS | Sost. componenti                        |
| INNER                | Interno   | SUB FOR        | Sostituisce                             |
| KIT                  | Kit   | TK             | Spessore                                |
| LGTH                 | Lunghezza   | UIM            | Modulo interfaccia utente               |
| LH                   | Sx  | UP             | Superiore                               |
| LOW                  | Inferiore   | US             | Sottodimensionato                       |
| MARKED               | Contrassegnato  | USE WITH       | Usare con                               |
| MF                   | Fatto in  | W/             | Con                                     |
| MFWD                 | Trazione anteriore meccanica                            | W/O            | Senza                                   |
| NA                   | Non applicabile   | Z              | Numero denti ingranaggi e ruota dentata |
| NLA                  | Non più disponibile                                     |                |   |

## John Deere HD200 SelectSpray

A.1



### MP33932

Modelo de 2009 (N.º de serie TC200X050001-055000)

Modelo de 2010 (N.º de serie TC200X055001-060000)

Modelo de 2011 (N.º de serie TC200GX++T060001-065000)

Modelo de 2012 (N.º de serie 1TC200GX++T065001-070000)

Modelo de 2013 (N.º de serie 1TC200GX++T070001-075000)

Modelo de 2014 (N.º de serie 1TC200GX++T075001-080000)

Modelo de 2015 (N.º de serie 1TC200GX++T080001-085000)

Modelo de 2016 (N.º de serie 1TC200GX++T085001-)

*(Las especificaciones y el diseño están sujetos a cambios sin previo aviso)*

## Número de identificación del producto y chapa de identificación

Se asigna un número de identificación del producto y un número de serie individual a cada máquina. Al redactar o completar reclamos de garantía, usar todos los caracteres que figuran en la chapa.

Ejemplo: TC200GX050001

- TC- Designación de fábrica (Turf Care)
- 200G- Designación de modelo o máquina  
Pulverizador de 200 galones
- X- Código de configuración
- 050001- Número de serie

Ejemplo: 1TC200GX++T060001

- 1TC- Designación de fábrica (Turf Care)
- 200G- Designación de modelo o máquina  
Pulverizador de 200 galones
- X- Código de configuración
- + - Número aleatorio
- + - Año calendario de fabricación
- T- Turf Care
- 060001- Número de serie

### Código de configuración del producto

El código de configuración "alfa" identifica una variación del producto. Ejemplo: La máquina puede fabricarse con tracción en dos o cuatro ruedas y despacharse con unidades de corte estándar o anchas; por lo tanto, existen cuatro variaciones de una misma máquina. También identifica productos distintos con la misma designación de modelo o máquina (un tractor con un accesorio de cultivadora pueden tener los mismos números de modelo). Si no se necesita un código "alfa", el espacio se completa con una "X".

### Información de lista de número de serie

La información de número de serie se lista para indicar las máquinas en las cuales se puede usar la pieza; por ejemplo:

- **La pieza puede usarse en todos los productos.**
- 000000** - **La pieza puede usarse en los productos a partir del número de serie listado.**
- **000000** **La pieza puede usarse en los productos hasta e inclusive el número de serie listado.**
- 000000** - **000000** **La pieza puede usarse en los productos entre e inclusive el número de serie listado.**

Cuando XXXXXX aparece en lugar de un número de serie, quiere decir que se modificó el número de serie, pero el número de serie preciso no estaba disponible al momento de la publicación.

---

## Al cliente

Los números de pieza en este catálogo de piezas eran correctos al momento de la publicación. Conforme a la política de John Deere, mejoramos los productos continuamente. Por lo tanto, al pedir piezas, consultar al concesionario para verificar los números de pieza.

## Unidades de medida SI

Siempre que sea aplicable, en todo este catálogo de piezas las dimensiones se indican en el sistema métrico.

## Identificación de resistencia de pernos y tornillos

Los pernos y tornillos que deben tener características de resistencia alta equivalentes al valor de sistema métrico 10,9 (grado 8 de SAE) o superior se identifican en este catálogo con la descripción 10,9; 12,9 ó 14,9. Todos los pernos y tornillos estándar son del valor de sistema métrico 8,8 (grado 5 de SAE) o inferior.

## Ilustraciones

El propósito de las ilustraciones de este catálogo es únicamente servir de referencia para los concesionarios y clientes. Estas ilustraciones no necesariamente representan la vista exacta de las piezas.

## Ilustraciones encerradas en cuadros

Los componentes con referencias encerradas en cuadros en la ilustración están disponibles como un conjunto de mantenimiento o un accesorio. Estas piezas pueden incluir otras que no estén disponibles como piezas de repuesto. Es posible que en las ilustraciones no se muestren todos los componentes individuales de un accesorio. Un cuadro sin referencia incluye componentes no actuales.

## Orientación del producto

Una flecha junto a una ilustración sirve para indicar el sentido de avance del producto. Los lados derecho (RH) e izquierdo (LH) se determinan en función del sentido de avance del producto.

## Orientación del motor

Los lados derecho (RH) e izquierdo (LH) se determinan al pararse junto al volante mirando hacia el motor.

## Componentes remanufacturados de John Deere

Los componentes REMAN listados en este catálogo están destinados a la reparación o la sustitución de componentes originales averiados o desgastados. Los componentes Reman de John Deere están fabricados bajo estrictas normas de John Deere y realizados según las especificaciones originales de John Deere que incorporan las últimas actualizaciones y mejoras del diseño y del rendimiento.

**Productos para jardinería y utilitarios — Agricultura y Jardinería — Marcas comerciales**

|                       |               |                  |
|-----------------------|---------------|------------------|
| 7-Iron™               | Quik-Trak™    | Mulch On Demand™ |
| Aercore™              | Ready To Mow™ | Trail Gator™     |
| Auto 4x4 Wheel Drive™ | RGator™       | Turf Gator™      |
| AutoConnect™          | Roll-Gard™    | X700™            |
| AutoTrac™             | iMatch™       | ZTrak™           |
| Buck™                 | John Deere™   | Funk™            |
| Gator™                | SelectSpray™  | iTorque™         |
| Greens Tender™        | TerrainCut™   | Phoenix™         |
| Precision Cut Reel™   | E-Gator™      | PowerTech™       |
| PrecisionCut™         | eHydro™       | TMII™            |
| ProGator™             | EZtrak™       | TMIII™           |



## Productos para jardinería y utilitarios — Agricultura y Jardinería — Términos y abreviaturas

| Frase                | Significado  | Frase          | Significado                                       |
|----------------------|--|----------------|---|
| A/C                  | Aire acondicionado   | NSEP           | No disponible por separado                        |
| ALSO ORDER           | Pedir también  | OD             | Diámetro exterior                                 |
| AND                  | y  | OOS            | Plataforma de conducción abierta                  |
| APPL                 | Esta aplicación solamente  | OPTION         | Opción  |
| AR                   | Según se requiera  | OPTIONAL       | Opcional  |
| ASSY                 | Conjunto completo  | OR             | O   |
| CNLA                 | Conjunto completo ya no disponible (pedir las piezas por separado) | ORD            | Pedir   |
| COMPLETE             | Completo   | ORD W/         | Pedir con   |
| CTL                  | Cortar según se requiera   | OS             | Sobretamaño                                       |
| CW                   | Sentido horario  | OUTER          | Exterior  |
| ECU                  | Unidad de control del motor  | PKG            | Paquete de  |
| FI                   | Juego de instalación en campo                                      | PTO            | Toma de fuerza                                    |
| FIP                  | Bomba de inyección de combustible                                  | RATIO          | Relación  |
| FOR                  | Para   | RCU            | Unidad de control del inversor                    |
| FRONT                | Frente, frontal  | REAR           | Parte trasera                                     |
| HS, HEAD MARKED      | Resistencia alta, cabeza marcada                                   | REMAN          | Remanufacturado                                   |
| HTC                  | Unidad de control del calefactor                                   | RH             | Lado derecho                                      |
| ID                   | Diámetro interior  | SCV            | Válvula de mando a distancia                      |
| INCL                 | Incluye  | STD            | Estándar  |
| INCL KEYS            | Incluye elementos  | SUB            | Sustituido por                                    |
| INCLUDE PARTS MARKED | Include Parts Marked   | SUB COMPONENTS | Sustituir componentes                             |
| INNER                | Interior   | SUB FOR        | Sustitución para                                  |
| KIT                  | Juego, kit   | TK             | Espesor   |
| LGTH                 | Largo  | UIM            | Módulo de interfaz de usuario                     |
| LH                   | Lado izquierdo   | UP             | Arriba, superior                                  |
| LOW                  | Bajo, inferior   | US             | Subtamaño   |
| MARKED               | Marcado  | USE WITH       | Usar con  |
| MF                   | Fabricado de   | W/             | Con   |
| MFWD                 | Tracción delantera mecánica  | W/O            | Sin   |
| NA                   | No corresponde   | Z              | Número de dientes de engranajes y ruedas dentadas |
| NLA                  | Ya no está disponible  |                |   |

## John Deere HD200 SelectSpray

A.1



### MP33932

- Modell 2009 (serienr TC200GX050001–055000)
- Modell 2010 (serienr TC200GX055001–060000)
- Modell 2011 (serienr TC200GX++T060001–065000)
- Modell 2012 (serienr 1TC200GX++T065001–070000)
- Modell 2013 (serienr 1TC200GX++T070001–075000)
- Modell 2014 (serienr 1TC200GX++T075001–080000)
- Modell 2015 (serienr 1TC200GX++T080001–085000)
- Modell 2016 (serienr 1TC200GX++T085001–)

*(Specifikationer och utförande kan komma att ändras utan föregående meddelande)*

## Produktidentifierings- och serienummerplåt

Varje maskin har tilldelats ett unikt produktidentifierings- och serienummer. I korrespondens som gäller garantin eller vid ifyllning av garantianspråk måste samtliga tecken på plåten anges.

Exempel: TC200GX050001

TC- Fabriksbeteckning (Turf Care)  
 200G- Modell- eller maskinbeteckning  
 Spruta 200 gallon  
 X- Utförandekod  
 050001- Serienummer

Exempel: 1TC200GX++T060001

1TC- Fabriksbeteckning (Turf Care)  
 200G- Modell- eller maskinbeteckning  
 Spruta 200 gallon  
 X- Utförandekod  
 +- Slumpmässig siffra  
 +- Tillverkningsår  
 T- Turf Care  
 060001- Serienummer

## Produktutförandekod

Utförandekoden "alpha" identifierar en produktvariation. Exempel: En maskin kan vara tillverkad som en två- eller fyrhjulsdriven enhet och levereras med standard eller breda klippenheter. Fyra variationer finns alltså tillgängliga för samma maskin. Koden identifierar även olika produkter som har samma modell- eller maskinbeteckning (en traktor och ett plogtillbehör kan ha samma modellnummer). Om ingen "alpha"-kod behövs anges ett "X" i fältet.

## Upptagen serienummerinformation

Serienummerinformationen upptas för att visa vilka maskiner reservdelen kan användas på, exempelvis:

- **Reservdelen kan användas på alla produkter.**
- 000000** - **Reservdelen kan användas på produkter som börjar med det upptagna serienumret.**
- **000000** **Reservdelen kan användas på produkter t.o.m. det upptagna serienumret.**
- 000000** - **000000** **Reservdelen kan användas på produkter mellan och inklusive de upptagna serienumren.**

När XXXXXX anges istället för ett serienummer har serienumret ändrats, men det nya serienumret var inte tillgängligt när katalogen trycktes.

---

## Till kunden

Numren i denna reservdelskatalog var korrekta när katalogen utgavs. I enlighet med John Deeres policy förbättrar vi konstant våra produkter. Bekräfta därför numren med din återförsäljare vid beställning av reservdelar.

## SI-måttenheter

Metrisk mått visas i denna reservdelskatalog där de är tillämpliga.

## Hållfasthetsidentifiering för bultar och skruvar

Bultar och skruvar, som kräver samma hållfasthet som metrisk klass 10.9 (SAE-klass 8) eller högre, identifieras i denna katalog genom beskrivningen 10.9, 12.9 or 14.9. Alla standardbultar och skruvar är av metrisk klass 8.8 (SAE-klass 5) eller lägre.

## Illustrationer

Illustrationerna i denna katalog är endast avsedda som referens för återförsäljare och kunder. Illustrationerna utgör inte alltid en exakt bild av delarna.

## Bilder i rutor

Referensnumrerade delar på bilden, som visas i särskilda rutor, är tillgängliga som en serviceenhet eller ett tillbehör. Dessa delar kan också inkludera delar, som inte är tillgängliga för service. Bilderna kanske inte visar alla individuella delar i ett tillbehör. En ruta utan referensnummer inkluderar delar som inte är uppdaterade.

## Produktens orientering

En pil indikerar produktens körriktning framåt. Beteckningarna "höger" och "vänster" gäller sett i maskinens körriktning framåt.

## Motorns inriktning

Avgör "höger" och "vänster" genom att stå vid svänghjulet och titta mot motorn.

## John Deeres omarbetade komponenter

De omarbetade reservdelarna som är upptagna i denna katalog är avsedda för reparation eller byte av utrustningens originalkomponenter. John Deeres omarbetade komponenter är tillverkade efter John Deeres stränga standarder och har producerats efter John Deeres originalspecifikationer som omfattar de senaste uppdaterade utformnings- och prestationsförbättringarna.

### Jordbruk och gräsytor, bruksutrustning – varumärken

|                       |               |                  |
|-----------------------|---------------|------------------|
| 7-Iron™               | Quik-Trak™    | Mulch On Demand™ |
| Aercore™              | Ready To Mow™ | Trail Gator™     |
| Auto 4x4 Wheel Drive™ | RGator™       | Turf Gator™      |
| AutoConnect™          | Roll-Gard™    | X700™            |
| AutoTrac™             | iMatch™       | ZTrak™           |
| Buck™                 | John Deere™   | Funk™            |
| Gator™                | SelectSpray™  | iTorque™         |
| Greens Tender™        | TerrainCut™   | Phoenix™         |
| Precision Cut Reel™   | E-Gator™      | PowerTech™       |
| PrecisionCut™         | eHydro™       | TMII™            |
| ProGator™             | EZtrak™       | TMIII™           |

### Jordbruk och grönytor, bruksutrustning – villkor och förkortningar

| Fras                 | Förklaring   | Fras           | Förklaring                             |
|----------------------|--|----------------|--|
| A/C                  | Luftkonditionering                                       | NSEP           | Ej tillgänglig separat                 |
| ALSO ORDER           | Beställ även   | OD             | Ytterdiameter                          |
| AND                  | och  | OOS            | Öppen förarplats                       |
| APPL                 | Enbart denna tillämpning                                 | OPTION         | Alternativ                             |
| AR                   | Efter behov  | OPTIONAL       | Extrautrustning                        |
| ASSY                 | Fullständig enhet  | OR             | Eller                                  |
| CNLA                 | Ej längre tillgänglig komplett (beställ delarna separat) | ORD            | Beställ                                |
| COMPLETE             | Fullständig  | ORD W/         | Beställ med                            |
| CTL                  | Måttbeställd   | OS             | Överdimensionerad                      |
| CW                   | Medsols  | OUTER          | Yttre                                  |
| ECU                  | Motorstyrenhet   | PKG            | Paket med                              |
| FI                   | Fältinstallationssats                                    | PTO            | Kraftuttag                             |
| FIP                  | Bränsleinsprutningspump                                  | RATIO          | Förhållande                            |
| FOR                  | För  | RCU            | Styrenhet för fram-/backspak           |
| FRONT                | Fram   | REAR           | Bak                                    |
| HS, HEAD MARKED      | Starkt, huvudet markerat                                 | REMAN          | Omarbetad                              |
| HTC                  | Värmereglage   | RH             | Höger                                  |
| ID                   | Innerdiameter  | SCV            | Hydrauluttag                           |
| INCL.                | Inkluderar   | STD            | Standard                               |
| INCL KEYS            | Nycklar inkluderade                                      | SUB            | Ersatt av                              |
| INCLUDE PARTS MARKED | Inkluderar markerade delar                               | SUB COMPONENTS | Underordnade komponenter               |
| INNER                | Inre   | SUB FOR        | Ersättning för                         |
| KIT                  | Sats   | TK             | Tjocklek                               |
| LGTH                 | Längd  | UIM            | Användargränssnittets modul            |
| LH                   | Vänster  | UP             | Övre                                   |
| LOW                  | Undre  | US             | Underdimensionerad                     |
| MARKED               | Märkt  | USE WITH       | Använd med                             |
| MF                   | Tillverkad av  | W/             | Med                                    |
| MFWD                 | Mekanisk framhjulsdraft                                  | W/O            | Utan                                   |
| NA                   | Ej tillämpligt   | Z              | Kuggstorlek för kuggjul och kedjekrans |
| NLA                  | Ej längre tillgänglig                                    |                |  |

**Table of Contents**

020 FRAME ..... 43

030 TANKS ..... 49

040 Electrical (Sprayers) ..... 81

060 Valves ..... 107

070 Pump ..... 143

080 SPRAYER ACCESSORIES ..... 169

090 LABELS ..... 225

100 Boom ..... 233

101 Boom ..... 243

105 Boom Lines and Fittings ..... 251





Alphabetical Index

|  | Page     |  | Page     |
|--|----------|--|----------|
| 4-Post Rollover Protective Structure Conversion Kit, Green             | 208      | Cam, Throttle / Governor Control Kit                                     | 202      |
| <b>A</b>   |          | CAP, FLAT FAN NOZZLES  | 124, 138 |
| Accelerator, Throttle Kit, Throttle / Governor Control Kit             | 202      | CAP, FLOODING NOZZLES  | 125      |
| ACCUMULATOR DIAPHRAGM  | 146      | CAP, FLOODING NOZZLES  | 125      |
| ACCUMULATOR HEAD   | 146      | CAP, HYDRAULIC FILLER ( - 060000)  | 222      |
| Accumulator, Pneumatic Accumulator, DIAPHRAGM PUMP                     | 146      | CAP, LOW DRIFT NOZZLE  | 123      |
| Accumulator, Pneumatic Accumulator, Diaphragm Pump Kit (1/3)           | 150      | CAP, RINSE TANK  | 76       |
| Actuator, Actuators, 180 / 252 inch                                    | 234      | Case, Centrifugal Pump Kit, Cast Iron (110001 - )                        | 158      |
| Actuator, Boom Assembly, 216 inch                                      | 246      | Case, Centrifugal Pump Kit, Stainless Steel (110001 - )                  | 156      |
| Actuators, 180 / 252 inch  | 234      | Case, Pump   | 164      |
| AGITATOR   | 50       | CATCH ASSEMBLY   | 176      |
| Agitator, Sprayer Tank (065001 - ) (065001 - )                         | 56       | CE CONVERSION DRAIN HOSE   | 60       |
| Arm, Attachment, Ground Plane Wheel                                    | 198      | CE Conversion Kit  | 78       |
| ARM, CASTER  | 200      | CE CONVERSION PINS, 4.5/6.4 M (15/21 FT) BOOM                            | 238      |
| ARM, CONTROL BOX   | 46       | CE CONVERSION PINS, 5.4 M (18 FOOT) BOOM                                 | 246      |
| Arm, CONTROL BOX MOUNTING  | 46       | CENTER SECTION HOSES AND FITTINGS 4.6/6.4 M (15/21 FT)                   | 254      |
| Arm, Ground Plane Wheel Kit  | 200      | CENTER SECTION HOSES AND FITTINGS 5.5 M (18 FT)                          | 258      |
| Arm, Throttle / Governor Control Kit                                   | 202      | Center Section Hoses and Fittings, 181 / 252 inch                        | 254      |
| Attachment, Automatic Rate Controller                                  | 108      | Center Section Hoses and Fittings, 216 inch                              | 258      |
| Attachment, Auxiliary Hydraulic ( - 060000)                            | 222      | Centrifugal Hose Plumbing Kit  | 166      |
| Attachment, Centrifugal Pump   | 160      | Centrifugal Pump Kit, Cast Iron (110001 - )                              | 158      |
| Attachment, Chemical Eductor   | 174      | Centrifugal Pump Kit, Stainless Steel (110001 - )                        | 156      |
| Attachment, Diaphragm Pump   | 144      | Centrifugal Pump, Attachment   | 160      |
| Attachment, Electric Foam Marker                                       | 180      | CHAIN, 4.5/6.4 M (15/21 FOOT) BOOM                                       | 238      |
| Attachment, Electrical Hose Reel                                       | 94       | CHAIN, 4.5/6.4 M (15/21 FT) BOOM   | 234      |
| Attachment, Ground Plane Wheel   | 198      | CHAIN, 5.4 M (18 FOOT) BOOM  | 246      |
| Attachment, Manual Reel and 2400 inch. of 0.5 inch Hose, Less Spraygun | 190      | CHAIN, BOOM, 4.5/6.4 M (15/21 FOOT)                                      | 240      |
| Attachment, Nozzle, Flat Fan, Extended Range                           | 138      | CHAIN, BOOM, 5.4 M (18 FOOT)   | 248      |
| Attachment, Nozzle, Low Drift  | 123      | Chain, Link Chain, Actuators, 180 / 252 inch                             | 234      |
| Attachment, Pump   | 162      | Chain, Link Chain, Boom Assembly, 216 inch                               | 246      |
| Attachment, Rinse Deflector  | 74       | Chain, Roller Chain, Steering Column Kit                                 | 172      |
| Attachment, Rinse Tank   | 224      | Chassis Wiring Harness   | 86       |
| Attachment, Spray Gun  | 216      | Chemical Eductor Kit   | 176      |
| Attachment, Sprayer Boom, 216 inch                                     | 244      | Chemical Eductor, Attachment   | 174      |
| Automatic Rate Control Kit   | 108      | CLOTHING LOCKER  | 186      |
| Auxiliary Hydraulic Kit ( - 060000)                                    | 222      | Collar, Locking Collar, Attachment, Ground Plane Wheel                   | 198      |
| Auxiliary Hydraulic, Attachment ( - 060000)                            | 222      | Collar, Locking Collar, Ground Plane Wheel Kit                           | 200      |
| <b>B</b>   |          | Console Wiring Harness   | 91       |
| Boom Assembly, 216 inch  | 246      | Container Tank, Hydraulic Reservoir, Auxiliary Hydraulic Kit ( - 060000) | 222      |
| BOOM ASSEMBLY, 4.5/6.4 M (15/21 FT)                                    | 234      | Container Tank, Reservoir, DIAPHRAGM PUMP                                | 146      |
| Boom Center Section, 180 / 252 inch                                    | 238      | Container Tank, Reservoir, Diaphragm Pump Kit (1/3)                      | 150      |
| Boom Sprayer, Attachment, 180 / 252 inch                               | 236      | CONTROL BOX MOUNTING   | 46       |
| Boom Wings, 180 / 252 inch   | 240      | CONTROL BOX, FOAMER (OPTIONAL)   | 182      |
| Boom Wings, 216 inch   | 248      | Control Unit   | 120      |
| Boom, Sprayer, Attachment  | 236      | CONTROL UNIT   | 46       |
| BOX, FOAMER CONTROL (OPTIONAL)   | 182      | Control Unit, Manual Spray (Digital)                                     | 122      |
| BRACKET, CONTROL BOX MOUNTING  | 46       | Control Valve Kit  | 134      |
| Bracket, Hose Reel Mounting  | 192, 194 | Controller Unit  | 100      |
| BRACKET, HYDRAULIC RESERVOIR ( - 060000)                               | 222      | CONVERSION KIT, CE   | 78       |
| BRACKET, LEG MOUNT   | 170      | CONVERSION KIT, EUROPEAN DECAL   | 230      |
| BRACKET, NOZZLE BODY, CENTER SECTION 4.6/6.4 M (15/21 FT)              | 254      | COOLER, HYDRAULIC OIL ( - 060000)  | 222      |
| BRACKET, NOZZLE BODY, CENTER SECTION 5.5 M (18 FT)                     | 258      | Cooler, Oil Cooler, Auxiliary Hydraulic Kit ( - 060000)                  | 222      |
| BRACKET, NOZZLE BODY, WING 4.6/6.4 M (15/21 FT)                        | 252      | Coupling, Diaphragm Pump Kit (2/3)                                       | 152      |
| BRACKET, NOZZLE BODY, WING 5.5 M (18 FT)                               | 256      | Coupling, PUMP MOUNTING  | 148      |
| BRACKET, RELAY MOUNTING  | 84       | Coupling, Sprayer Tank Hoses And Fittings                                | 60       |
| Bracket, Sprayer (065001 - )   | 58       | Coupling, Sprayer Tank, 200 Gallon (For Europe) (065001 - )              | 56       |
| BRACKET, STRAINER MOUNT  | 148      | COVER, HINGED (TANK)   | 68       |
| BRACKET, VALVE MOUNTING  | 44       | COVER, RELAY MOUNTING  | 84       |
| Brackets and Cable   | 98       | COVER, SCREW-ON (TANK)   | 66       |
| Breather, HINGED TANK COVER  | 68       | <b>D</b>   |          |
| BREATHER, HINGED TANK COVER  | 68       | DECAL CONVERSION KIT, EUROPEAN   | 230      |
| BREATHER, SCREW-ON TANK COVER  | 66       | Decal, Label, Actuators, 180 / 252 inch                                  | 234      |
| Bumper, Diaphragm Pump Kit (2/3)                                       | 152      | Decal, Label, Auxiliary Hydraulic Kit ( - 060000)                        | 222      |
| Bumper, PUMP MOUNTING  | 148      | Decal, Label, CE Conversion Kit  | 78       |
| Bumper, Sprayer Frame  | 44       | Decal, Label, Diaphragm Pump Kit (2/3)                                   | 152      |
| Bumper, Sprayer Frame (For Europe)                                     | 54       | Decal, Label, Electronic Multi-Mode Throttle and Governor Control Kit    | 214      |
| <b>C</b>   |          | Decal, Label, EYEWASH TANK ASSEMBLY                                      | 65       |
| Cable, Brackets and Cable  | 98       | Decal, Label, Hopper Kit   | 178      |
| Cable, Elec. Connector Cable Seal, Rate Controller Wiring Harness      | 104      | Decal, Label, Labels   | 228      |
| Cable, Elec. Connector Cable Seal, Wiring Harness                      | 90       | Decal, Label, LABELS (FRENCH CANADIAN)                                   | 226      |
| Cable, Elec. Connector Cable Seal, Wiring Harness, Sprayer Tank (1/2)  | 102      | Decal, Label, Labels, Conversion Kit, For Europe                         | 230      |
|  |          | Decal, Label, RINSE TANK (OPTIONAL)                                      | 76       |
|  |          | Decal, Label, Sprayer Frame  | 44       |
|  |          | Decal, Label, Sprayer Frame (For Europe)                                 | 54       |
|  |          | Decal, Label, Sprayer Tank Accessories (For Europe) (065001 - )          | 58       |
|  |          | Decal, Label, Sprayer Tank Hoses And Fittings                            | 60       |
|  |          | Decal, Label, Sprayer Tank W/ Fittings                                   | 52       |
|  |          | Decal, Label, Sprayer Tank, 200 Gallon                                   | 50       |
|  |          | Decal, Label, Sprayer Tank, 200 Gallon (For Europe) (065001 - )          | 56       |
|  |          | Decal, Label, Throttle / Governor Control Kit                            | 202      |

Alphabetical Index - Continued

|  | Page       |  | Page   |
|--|------------|--|--------|
| DECALS .....   | 228        | Gauge, Pressure Gauge, Sprayer Tank Hoses and Fittings (For Europe) (065001 - ).....   | 62     |
| DECALS (FRENCH CANADIAN) .....                                 | 226        | Gauge, Pressure Gauge, Valve Stack Kit.....  | 140    |
| DIAPHRAGM KIT .....  | 146        | Grip, Chemical Eductor Kit .....   | 176    |
| DIAPHRAGM PUMP .....   | 146        | Ground Plane Wheel Kit.....  | 200    |
| Diaphragm Pump Kit (1/3).....                                  | 150        | GROUND PLANE WHEEL KIT .....   | 200    |
| Diaphragm Pump Kit (2/3).....                                  | 152        | Ground Plane Wheel, Attachment.....  | 198    |
| Diaphragm Pump Kit (3/3).....                                  | 154        | GUN, SPRAY (OPTIONAL).....   | 216    |
| Digital Manual Rate Control Kit .....                          | 121        |  |        |
| <b>E</b>   |            | <b>H</b>   |        |
| Electric Foam Marker, Attachment .....                         | 180        | Handle, Auxiliary Hydraulic Kit ( - 060000).....                                       | 222    |
| Electric Hose Reel.....  | 94         | Handle, Hopper Kit.....  | 178    |
| ELECTRIC HOSE REEL (OPTIONAL).....                             | 94         | Handle, MANUAL VALVE.....  | 116    |
| Electric Hose Reel Wire Harness .....                          | 196        | HANDLE, MANUAL VALVE.....  | 116    |
| ELECTRIC PROPORTIONAL VALVE .....                              | 118, 128   | Handle, Throttle / Governor Control Kit.....   | 202    |
| Electrical Hose Reel, Attachment.....                          | 94         | Harness, Bulkhead Wiring Harness, Foamer Control Box .....                             | 182    |
| Electronic Multi-Mode Throttle and Governor Control Kit.....   | 214        | HARNES, CONSOLE BRANCH WIRING .....  | 91     |
| ELEMENT, AUXILIARY HYDRAULIC FILTER ( - 060000).....           | 222        | Harness, Harness Kit, Steering Column Kit.....   | 172    |
| EUROPEAN DECAL CONVERSION KIT.....                             | 230        | HARNES, MAIN.....  | 86     |
| Extension, Extension Spring, Chemical Eductor Kit.....         | 176        | HARNES, POWER.....   | 88     |
| EYEWASH TANK .....   | 65         | Harness, Wiring Harness, Automatic Rate Control Kit.....                               | 108    |
| EYEWASH TANK ASSEMBLY .....                                    | 65         | Harness, Wiring Harness, Chassis Wiring Harness .....                                  | 86     |
|  |            | Harness, Wiring Harness, Console Wiring Harness.....                                   | 91     |
| <b>F</b>   |            | Harness, Wiring Harness, Electric Hose Reel Wire Harness .....                         | 196    |
| Filter ( - 110000).....  | 130        | Harness, Wiring Harness, Electronic Multi-Mode Throttle and Governor Control Kit ..... | 214    |
| Filter (110001 - ).....  | 132        | Harness, Wiring Harness, Flow Meter, Control Unit and Fittings .....                   | 110    |
| FILTER CUP ( - 110000).....                                    | 130        | Harness, Wiring Harness, Foamer Control Box .....                                      | 182    |
| FILTER, AUXILIARY HYDRAULIC ( - 060000).....                   | 222        | Harness, Wiring Harness, Power Wiring Harness.....                                     | 88     |
| Filter, Filter ( - 110000).....                                | 130        | Harness, Wiring Harness, Rate Controller Wiring Harness.....                           | 104    |
| Filter, Filter (110001 - ).....                                | 132        | Harness, Wiring Harness, Reel, Electrical Hose Kit.....                                | 92     |
| Filter, Filter Head, Auxiliary Hydraulic Kit ( - 060000).....  | 222        | Harness, Wiring Harness, Wiring Harness.....   | 90     |
| Filter, Foamer .....   | 184        | Harness, Wiring Harness, Wiring Harness, Sprayer Tank (1/2).....                       | 102    |
| FILTER, IN-LINE ASSY ( - 110000).....                          | 130        | Harness, Wiring Harness, Wiring Harness, Sprayer Tank (2/2).....                       | 96     |
| Filter, Oil Filter, Auxiliary Hydraulic Kit ( - 060000).....   | 222        | Headlight, Attachment, Ground Plane Wheel.....   | 198    |
| Filter, Valve Stack Kit.....                                   | 140        | Heavy Duty Rear Leaf Spring Kit.....   | 220    |
| Filter, Valve Stack, Flow Control.....                         | 126        | HINGE, 4.5/6.4 M (15/21 FT) BOOM BREAKAWAY.....  | 234    |
| FITTINGS AND BUSHINGS, SPRAYER TANK .....                      | 50         | HINGE, 5.4 M (18 FOOT) BOOM BREAKAWAY .....  | 246    |
| FITTINGS AND HOSES, SPRAYER TANK.....                          | 60         | Hinge, Boom Center Section, 180 / 252 inch .....                                       | 238    |
| Fittings, Hoses (065001 - ).....                               | 58         | Hinge, Boom Wings, 216 inch .....  | 248    |
| Flat Fan Nozzles.....  | 138        | HINGED TANK COVER .....  | 68     |
| FLAT FAN NOZZLES .....   | 124        | Holder, Reel, Electrical Hose Kit.....   | 92     |
| FLOODING NOZZLES.....  | 125        | Holder, Reel, Eletrical Hose.....  | 194    |
| FLOW METER.....  | 110        | Holder, Reel, Manual Hose.....   | 192    |
| Flow Meter, Control Unit and Fittings .....                    | 110        | Holder, Spray Gun (Optional).....  | 216    |
| Foamer .....   | 184        | Hopper Kit.....  | 178    |
| Foamer Control Box .....                                       | 182        | Hopper, Chemical Eductor Kit .....   | 176    |
| FOAMER CONTROL BOX (OPTIONAL).....                             | 182        | HOSE AND FITTINGS, RINSE TANK .....  | 76     |
| Frame, Hopper Kit.....   | 178        | HOSE FITTING, FLOW METER .....   | 110    |
| Frame, Sprayer Frame.....                                      | 44         | HOSE REEL, ELECTRIC (OPTIONAL).....  | 94     |
| Frame, Sprayer Frame (For Europe).....                         | 54         | HOSE, AUXILIARY HYDRAULIC ( - 060000).....   | 222    |
| FRAME, SPRAYER TANK MOUNTING.....                              | 44         | Hose, Auxiliary Hydraulic Kit ( - 060000).....   | 222    |
| Frame, Wing Frame, Boom Wings, 216 inch.....                   | 248        | HOSE, BOOM WING PLUMBING 4.6/6.4 M (15/21 FT).....                                     | 252    |
| Fuse, Chassis Wiring Harness.....                              | 86         | HOSE, BOOM WING PLUMBING 5.5 M (18 FT).....  | 256    |
| Fuse, Power Wiring Harness.....                                | 88         | Hose, Bulk Hose, Center Section Hoses and Fittings, 181 / 252 inch.....                | 254    |
| Fuse, Rate Controller Wiring Harness.....                      | 104        | Hose, Bulk Hose, Center Section Hoses and Fittings, 216 inch.....                      | 258    |
| Fuse, Wiring Harness.....                                      | 90         | Hose, Bulk Hose, Chemical Eductor Kit .....  | 176    |
| Fuse, Wiring Harness, Sprayer Tank (2/2).....                  | 96         | Hose, Bulk Hose, Foamer .....  | 184    |
|  |            | Hose, Bulk Hose, Foamer Control Box.....   | 182    |
| <b>G</b>   |            | Hose, Bulk Hose, Hopper Kit.....   | 178    |
| Gasket, CE Conversion Kit.....                                 | 78         | Hose, Bulk Hose, PUMP MOUNTING .....   | 148    |
| Gasket, DIAPHRAGM PUMP .....                                   | 146        | Hose, Bulk Hose, Reel, Eletrical Hose .....  | 194    |
| Gasket, Diaphragm Pump Kit (1/3).....                          | 150        | Hose, Bulk Hose, Reel, Manual Hose .....   | 192    |
| Gasket, Filter ( - 110000).....                                | 130        | Hose, Bulk Hose, RINSE TANK (OPTIONAL).....  | 76     |
| Gasket, Filter (110001 - ).....                                | 132        | Hose, Bulk Hose, Spray Gun (Optional).....   | 216    |
| Gasket, HINGED TANK COVER.....                                 | 68         | Hose, Bulk Hose, Sprayer Tank Accessories (For Europe) (065001 - ).....                | 58     |
| Gasket, Hopper Kit.....  | 178        | Hose, Bulk Hose, Sprayer Tank Hoses And Fittings .....                                 | 60, 72 |
| Gasket, Pump.....  | 164        | Hose, Bulk Hose, SPRAYER TANK HOSES AND FITTINGS .....                                 | 70     |
| Gasket, SCREW-ON TANK COVER.....                               | 66         | Hose, Bulk Hose, Sprayer Tank Hoses and Fittings (For Europe) (065001 - ).....         | 62     |
| Gasket, Sprayer Tank Hoses And Fittings.....                   | 60         | Hose, Bulk Hose, VALVE BANK MOUNTING & HOSES .....                                     | 112    |
| Gasket, Sprayer Tank W/ Fittings.....                          | 52         | Hose, Bulk Hose, Wing Hoses and Fittings, 181 / 252 inch .....                         | 252    |
| Gasket, Sprayer Tank, 200 Gallon.....                          | 50         | Hose, Bulk Hose, Wing Hoses and Fittings, 216 inch .....                               | 256    |
| Gasket, Sprayer Tank, 200 Gallon (For Europe) (065001 - )..... | 56         | Hose, CE Conversion Kit.....   | 78     |
| Gasket, Valve Stack Kit.....                                   | 140        | Hose, Centrifugal Hose Plumbing Kit .....  | 166    |
| GAUGE, FOAMER (OPTIONAL).....                                  | 182        | Hose, Chemical Eductor Kit.....  | 176    |
| Gauge, Pressure .....  | 70, 72, 82 | Hose, Diaphragm Pump Kit (2/3).....  | 152    |
| Gauge, Pressure Gauge, Sprayer Tank Hoses And Fittings.....    | 60         | HOSE, EYEWASH TANK .....   | 65     |
| Gauge, Pressure Gauge, SPRAYER TANK HOSES AND FITTINGS.....    | 70         | Hose, Flow Meter, Control Unit and Fittings.....                                       | 110    |

Alphabetical Index - Continued

| Page   | Page       |
|--|------------|
| Hose, Foamer.....  | 184        |
| HOSE, FOAMER CONTROL BOX (OPTIONAL).....   | 182        |
| Hose, Hose Clamp, Centrifugal Hose Plumbing Kit.....   | 166        |
| Hose, Hose Clamp, Foamer.....  | 184        |
| Hose, Hose Clamp, Foamer Control Box.....  | 182        |
| Hose, Hose Clamp, Reel, Electrical Hose Kit.....   | 92         |
| Hose, Hose Clamp, Reel, Electrical Hose.....   | 194        |
| Hose, Hose Clamp, Reel, Manual Hose.....   | 192        |
| Hose, Hose Clamp, Spray Gun (Optional).....  | 216        |
| Hose, Hose Clamp, Sprayer Tank Hoses And Fittings.....   | 60, 72     |
| Hose, Hose Clamp, Sprayer Tank, 200 Gallon (For Europe) (065001 - ).....                       | 56         |
| Hose, Hose Fitting, Automatic Rate Control Kit.....  | 108        |
| Hose, Hose Fitting, Center Section Hoses and Fittings, 181 / 252 inch.....                     | 254        |
| Hose, Hose Fitting, Centrifugal Hose Plumbing Kit.....   | 166        |
| Hose, Hose Fitting, Chemical Eductor Kit.....  | 176        |
| Hose, Hose Fitting, Diaphragm Pump Kit (2/3).....  | 152        |
| Hose, Hose Fitting, Flow Meter, Control Unit and Fittings.....                                 | 110        |
| Hose, Hose Fitting, Foamer.....  | 184        |
| Hose, Hose Fitting, Foamer Control Box.....  | 182        |
| Hose, Hose Fitting, Kit, Manual Spray Control.....   | 120        |
| Hose, Hose Fitting, PUMP MOUNTING.....   | 148        |
| Hose, Hose Fitting, Reel, Electrical Hose.....   | 194        |
| Hose, Hose Fitting, Reel, Manual Hose.....   | 192        |
| Hose, Hose Fitting, RINSE TANK (OPTIONAL).....   | 76         |
| Hose, Hose Fitting, Sprayer Tank Accessories (For Europe) (065001 - ).....                     | 58         |
| Hose, Hose Fitting, Sprayer Tank Hoses And Fittings.....                                       | 60         |
| Hose, Hose Fitting, Sprayer Tank Hoses and Fittings (For Europe) (065001 - ).....              | 62         |
| Hose, Hose Fitting, VALVE BANK MOUNTING & HOSES.....   | 112        |
| Hose, Hose Fitting, Valve Stack Kit.....   | 140        |
| Hose, Hose Fitting, Wing Hoses and Fittings, 181 / 252 inch.....                               | 252        |
| Hose, Hydraulic Hose, Auxiliary Hydraulic Kit ( - 060000).....                                 | 222        |
| Hose, Hydraulic Hose, Centrifugal Hose Plumbing Kit.....                                       | 166        |
| Hose, Hydraulic Hose, Diaphragm Pump Kit (2/3).....  | 152        |
| Hose, Hydraulic Hose, HYDRAULIC LINES (PUMP).....  | 64         |
| Hose, Pressure Gauge.....  | 82         |
| Hose, PUMP MOUNTING.....   | 148        |
| Hose, Reel, Electrical Hose Kit.....   | 92         |
| HOSE, SPRAY GUN (OPTIONAL).....  | 216        |
| Hose, Sprayer Tank Hoses And Fittings.....   | 60         |
| Hose, Sprayer Tank Hoses and Fittings (For Europe) (065001 - ).....                            | 62         |
| Hose, Sprayer Tank, 200 Gallon (For Europe) (065001 - ).....                                   | 56         |
| Hose, Suction Hose, Auxiliary Hydraulic Kit ( - 060000).....                                   | 222        |
| Hose, Suction Hose, Foamer Control Box.....  | 182        |
| HOSES AND FITTINGS, CENTER BOOM SECTION 4.6/6.4 M (15/21 FT).....                              | 254        |
| HOSES AND FITTINGS, CENTER BOOM SECTION 5.5 M (18 FT).....                                     | 258        |
| HOSES AND FITTINGS, SPRAYER TANK.....  | 60, 70, 72 |
| Housing, Diaphragm Pump Kit (1/3).....   | 150        |
| Housing, Elec. Connector Housing, Chassis Wiring Harness.....                                  | 86         |
| Housing, Elec. Connector Housing, Electronic Multi-Mode Throttle and Governor Control Kit..... | 214        |
| Housing, Elec. Connector Housing, INSTRUMENT PANEL.....  | 82         |
| Housing, Elec. Connector Housing, Rate Controller Wiring Harness.....                          | 104        |
| Housing, Elec. Connector Housing, Steering Column Kit.....                                     | 172        |
| Housing, Elec. Connector Housing, Wiring Harness.....  | 90         |
| Housing, Elec. Connector Housing, Wiring Harness, Sprayer Tank (1/2).....                      | 102        |
| Housing, Elec. Connector Housing, Wiring Harness, Sprayer Tank (2/2).....                      | 96         |
| Housing, Filter ( - 110000).....   | 130        |
| Housing, MANUAL VALVE.....   | 116        |
| Housing, Pump.....   | 164        |
| Housing, Throttle / Governor Control Kit.....  | 202        |
| HYDRAULIC AUXILIARY KIT ( - 060000).....   | 222        |
| HYDRAULIC LINES (PUMP).....  | 64         |
| HYDRAULIC LINES, PUMP.....   | 64         |
| HYPRO CLEAN LOAD ASSEMBLY.....   | 176        |
| I  |            |
| Impeller, Centrifugal Pump Kit, Cast Iron (110001 - ).....                                     | 158        |
| Impeller, Centrifugal Pump Kit, Stainless Steel (110001 - ).....                               | 156        |
| Impeller, Pump.....  | 164        |
| Indicator, Indicator Lamp, Ground Plane Wheel Kit.....   | 200        |
| Injector Injection nozzle, Nozzle, Flat Fan Nozzles.....                                       | 138        |
| Injector Injection nozzle, Nozzle, FLAT FAN NOZZLES.....                                       | 124        |
| Injector Injection nozzle, Nozzle, FLOODING NOZZLES.....                                       | 125        |
| Injector Injection nozzle, Nozzle, Foamer.....   | 184        |
| Injector Injection nozzle, Nozzle, Hopper Kit.....   | 178        |
| Injector Injection nozzle, Nozzle, LOW DRIFT NOZZLES.....                                      | 123        |
| Injector Injection nozzle, Nozzle, Sprayer Tank, 200 Gallon (For Europe) (065001 - ).....      | 56         |
| Injector Injection nozzle, Nozzle, Turf XC Nozzle.....   | 136        |
| INSTRUMENT PANEL.....  | 82         |
| Isolator.....  | 120        |
| Isolator, Controller Unit.....   | 100        |
| Isolator, Heavy Duty Rear Leaf Spring Kit.....   | 220        |
| Isolator, Kit, Manual Spray Control.....   | 120        |
| Isolator, Leaf Springs Kit.....  | 204        |
| J  |            |
| JOINT PIN.....   | 186        |
| K  |            |
| Key, Shaft Key, Centrifugal Pump Kit, Cast Iron (110001 - ).....                               | 158        |
| Key, Shaft Key, Centrifugal Pump Kit, Stainless Steel (110001 - ).....                         | 156        |
| Key, Shaft Key, Pump.....  | 164        |
| KIT, AUXILIARY HYDRAULIC ( - 060000).....  | 222        |
| KIT, CE CONVERSION.....  | 78         |
| Kit, Manual Spray.....   | 120        |
| Kit, Manual Spray Control.....   | 120        |
| Kit, Manual Spray Control (Digital).....   | 122        |
| KIT, PRESSURE RELIEF VALVE (OPTIONAL).....   | 154        |
| KIT, PUMP.....   | 148        |
| Kit, Pump Seal.....  | 164        |
| Knob, Auxiliary Hydraulic Kit ( - 060000).....   | 222        |
| Knob, Brackets and Cable.....  | 98         |
| Knob, Electronic Multi-Mode Throttle and Governor Control Kit.....                             | 214        |
| Knob, Foamer.....  | 184        |
| KNOB, PTO LEVER (AUX. HYDRAULIC KIT) ( - 060000).....  | 222        |
| Knob, Steering Column Kit.....   | 172        |
| Knob, Throttle / Governor Control Kit.....   | 202        |
| L  |            |
| LABEL CONVERSION KIT, EUROPEAN.....  | 230        |
| Label, Actuators, 180 / 252 inch.....  | 234        |
| Label, Auxiliary Hydraulic Kit ( - 060000).....  | 222        |
| Label, CE Conversion Kit.....  | 78         |
| Label, Diaphragm Pump Kit (2/3).....   | 152        |
| Label, Electronic Multi-Mode Throttle and Governor Control Kit.....                            | 214        |
| Label, EYEWASH TANK ASSEMBLY.....  | 65         |
| Label, Hopper Kit.....   | 178        |
| Label, Labels.....   | 228        |
| Label, LABELS (FRENCH CANADIAN).....   | 226        |
| Label, Labels, Conversion Kit, For Europe.....   | 230        |
| Label, RINSE TANK (OPTIONAL).....  | 76         |
| Label, Sprayer Frame.....  | 44         |
| Label, Sprayer Frame (For Europe).....   | 54         |
| Label, Sprayer Tank Accessories (For Europe) (065001 - ).....                                  | 58         |
| Label, Sprayer Tank Hoses And Fittings.....  | 60         |
| Label, Sprayer Tank W/ Fittings.....   | 52         |
| Label, Sprayer Tank, 200 Gallon.....   | 50         |
| Label, Sprayer Tank, 200 Gallon (For Europe) (065001 - ).....                                  | 56         |
| Label, Throttle / Governor Control Kit.....  | 202        |
| Labels.....  | 228        |
| LABELS (FRENCH CANADIAN).....  | 226        |
| Labels, Conversion Kit, For Europe.....  | 230        |
| Lamp, Indicator Lamp, Ground Plane Wheel Kit.....  | 200        |
| Leaf Springs Kit.....  | 204        |
| LEG, SPRAYER STAND.....  | 170        |
| LEVER, MANUAL VALVE.....   | 116        |
| LEVER, PTO (AUX. HYDRAULIC KIT) ( - 060000).....   | 222        |
| Light Bulb Floodlamp, Indicator Lamp, Ground Plane Wheel Kit.....                              | 200        |
| LINE, AUXILIARY HYDRAULIC ( - 060000).....   | 222        |
| LOW DRIFT NOZZLES.....   | 123        |
| M  |            |
| MAIN BRACKET ASSEMBLY.....   | 176        |
| Manifold, DIAPHRAGM PUMP.....  | 146        |
| Manifold, Diaphragm Pump Kit (1/3).....  | 150        |
| Manifold, Foamer Control Box.....  | 182        |

Alphabetical Index - Continued

|  | Page     |  | Page |
|--|----------|--|------|
| Manifold, Manifold Kit, Foamer Control Box.....                                | 182      | Pressure Sensor.....   | 122  |
| Manual Reel and 200 Ft. of 1/2 In. Hose, Less Spraygun,<br>Attachment.....     | 190      | PROCESS VALVE (FLOW CONTROL).....  | 114  |
| Manual Spray Control (Digital), Attachment.....                                | 121      | PTO LEVER (AUX. HYDRAULIC KIT) ( - 060000).....                          | 222  |
| Manual Spray Control Kit.....  | 120, 122 | Pump.....  | 164  |
| MANUAL VALVE.....  | 116      | Pump Assembly.....   | 164  |
| Mirror Kit.....  | 218      | PUMP BODY.....   | 146  |
| Mirror Kit, EU (065001 - ).....  | 188      | PUMP HYDRAULIC LINES.....  | 64   |
| Mirror, Mirror Kit, Mirror Kit.....  | 218      | Pump Kit.....  | 144  |
| Mirror, Rear View Mirror, Mirror Kit.....                                      | 218      | PUMP MOUNT PARTS.....  | 148  |
| Mirror, Rear View Mirror, Mirror Kit, EU (065001 - ).....                      | 188      | PUMP MOUNTING.....   | 148  |
| Module, Mass Flow Sensor Module, Valve Stack Kit.....                          | 140      | Pump, Attachment.....  | 162  |
| Motor, Electric Motor, Valve, Electric Proportional, Boom Control.....         | 118      | PUMP, DIAPHRAGM.....   | 146  |
| Motor, Electric Motor, Valve, Electric Proportional, Flow Control.....         | 128      | Pump, DIAPHRAGM PUMP.....  | 146  |
| MOTOR, ELECTRIC PROPORTIONAL VALVE.....  | 118, 128 | Pump, Diaphragm Pump Kit (1/3).....                                      | 150  |
| Motor, Hydraulic Motor, Centrifugal Pump Kit, Cast Iron (110001 - ).....       | 158      | Pump, FLAT FAN NOZZLES.....  | 124  |
| Motor, Hydraulic Motor, Centrifugal Pump Kit, Stainless Steel (110001 - )..... | 156      | PUMP, FOAMER (OPTIONAL).....   | 182  |
| Motor, Hydraulic Motor, Diaphragm Pump Kit (2/3).....                          | 152      | Pump, Foamer Control Box.....  | 182  |
| Motor, Hydraulic Motor, Pump.....  | 164      | Pump, Pump.....  | 164  |
| Motor, Hydraulic Motor, PUMP MOUNTING.....                                     | 148      | Pump, Pump Kit, Attachment, Centrifugal Pump.....                        | 160  |
| Motor, Motor Kit, Steering Column Kit.....                                     | 172      | Pump, Pump Kit, Attachment, Diaphragm Pump.....                          | 144  |
| MOUNT, RINSE TANK.....   | 76       | Pump, Pump Kit, Attachment, Pump.....                                    | 162  |
| MOUNTING FRAME, SPRAYER TANK.....  | 44       | Pump, Pump Kit, Centrifugal Hose Plumbing Kit.....                       | 166  |
| MOUNTING, VALVE STACK (BOOM CONTROL).....                                      | 114      | Pump, Pump Kit, Centrifugal Pump Kit, Cast Iron (110001 - ).....         | 158  |
| MOUNTING, VALVE STACK (FLOW CONTROL).....                                      | 126      | Pump, Pump Kit, Centrifugal Pump Kit, Stainless Steel (110001 - ).....   | 156  |
| N  |          |  |      |
| NOZZLE BODY, CENTER SECTION 4.6/6.4 M (15/21 FT).....                          | 254      | R  |      |
| NOZZLE BODY, CENTER SECTION 5.5 M (18 FT).....                                 | 258      | Rate Controller Wiring Harness.....                                      | 104  |
| NOZZLE BODY, WING 4.6/6.4 M (15/21 FT).....                                    | 252      | Rear View Mirror, Mirror Kit, EU (065001 - ).....                        | 188  |
| NOZZLE BODY, WING 5.5 M (18 FT).....   | 256      | Rear Wheel Kit.....  | 206  |
| Nozzle, Flat Fan Nozzles.....  | 138      | Reel Mounting, Electrical Hose.....                                      | 194  |
| Nozzle, FLAT FAN NOZZLES.....  | 124      | Reel Mounting, Manual Hose.....  | 192  |
| Nozzle, Flat Fan, Extended Range, Attachment.....                              | 138      | REEL, ELECTRIC HOSE (OPTIONAL).....                                      | 94   |
| Nozzle, FLOODING NOZZLES.....  | 125      | Reel, Electrical Hose Kit.....   | 92   |
| Nozzle, Foamer.....  | 184      | Reel, Electrical Hose.....   | 194  |
| Nozzle, Hopper Kit.....  | 178      | Reel, Manual Hose.....   | 192  |
| Nozzle, LOW DRIFT NOZZLES.....   | 123      | Relay, Chassis Wiring Harness.....                                       | 86   |
| Nozzle, Low Drift, Attachment.....   | 123      | Relay, Wiring Harness, Sprayer Tank (2/2).....                           | 96   |
| Nozzle, Sprayer Tank (065001 - ) (065001 - ).....                              | 56       | Relays.....  | 84   |
| Nozzle, Sprayer Tank, 200 Gallon (For Europe) (065001 - ).....                 | 56       | RELIEF VALVE KIT (FLOW CONTROL).....                                     | 126  |
| Nozzle, Turf XC Nozzle.....  | 136      | Repair Parts, Pump.....  | 164  |
| NOZZLES, FLAT FAN.....   | 124, 138 | Reservoir, DIAPHRAGM PUMP.....   | 146  |
| NOZZLES, FLOODING.....   | 125      | Reservoir, Diaphragm Pump Kit (1/3).....                                 | 150  |
| NOZZLES, LOW DRIFT.....  | 123      | RESERVOIR, HYDRAULIC ( - 060000).....                                    | 222  |
| O  |          |  |      |
| OIL COOLER, HYDRAULIC ( - 060000).....   | 222      | Reservoir, Hydraulic Reservoir, Auxiliary Hydraulic Kit ( - 060000)..... | 222  |
| OIL RESERVOIR, HYDRAULIC ( - 060000).....                                      | 222      | Retainer, Chemical Educator Kit.....                                     | 176  |
| P  |          |  |      |
| PANEL, INSTRUMENT.....   | 82       | Retainer, DIAPHRAGM PUMP.....  | 146  |
| PIN LOCK, CLOTHING LOCKER.....   | 186      | Retainer, Diaphragm Pump Kit (1/3).....                                  | 150  |
| Piston, DIAPHRAGM PUMP.....  | 146      | Retainer, PUMP MOUNTING.....   | 148  |
| Piston, Diaphragm Pump Kit (1/3).....  | 150      | Rim, Rear Wheel Kit.....   | 206  |
| Piston, Piston Pin, DIAPHRAGM PUMP.....  | 146      | Rim, SCREW-ON TANK COVER.....  | 66   |
| Piston, Piston Pin, Diaphragm Pump Kit (1/3).....                              | 150      | Rim, Sprayer Tank W/ Fittings.....                                       | 52   |
| Piston, Piston Ring, DIAPHRAGM PUMP.....                                       | 146      | Rim, Sprayer Tank, 200 Gallon.....                                       | 50   |
| Piston, Piston Ring, Diaphragm Pump Kit (1/3).....                             | 150      | Rim, Tire And Wheel Assembly, Attachment, Ground Plane Wheel.....        | 198  |
| PIVOT HINGE, 4.5/6.4 M (15/21 FT) BOOM.....                                    | 234      | Rim, Tire And Wheel Assembly, Ground Plane Wheel Kit.....                | 200  |
| PIVOT HINGE, 5.4 M (18 FOOT) BOOM.....   | 246      | Rim, Wheel Kit, Attachment, Ground Plane Wheel.....                      | 198  |
| PIVOT, CONTROL BOX.....  | 46       | Rim, Wheel, Wide Fairway Rear Tires Kit.....                             | 212  |
| Pivot, CONTROL BOX MOUNTING.....   | 46       | Rim, Wheel, Wide Smooth Front Tires Kit.....                             | 210  |
| PLUG, INSTRUMENT PANEL.....  | 82       | Rim, Wheel, Wide Smooth Rear Tires Kit.....                              | 211  |
| PLUNGER KIT, ELECTRIC PROPORTIONAL VALVE.....                                  | 118, 128 | Rinse Deflector, Attachment.....   | 74   |
| PLUNGER KIT, MANUAL VALVE.....   | 116      | RINSE TANK.....  | 76   |
| Plunger, Foamer Control Box.....   | 182      | RINSE TANK (OPTIONAL).....   | 76   |
| Plunger, MANUAL VALVE.....   | 116      | Rinse Tank, Attachment.....  | 224  |
| Plunger, Valve, Electric Proportional, Boom Control.....                       | 118      | Rod, Connecting Rod, DIAPHRAGM PUMP.....                                 | 146  |
| Potentiometer, Electronic Multi-Mode Throttle and Governor Control<br>Kit..... | 214      | Rod, Connecting Rod, Diaphragm Pump Kit (1/3).....                       | 150  |
| Power Wiring Harness.....  | 88       | Rod, Throttle / Governor Control Kit.....                                | 202  |
| Pressure Gauge.....  | 82       | Roller, Cylindrical Roller Bearing, DIAPHRAGM PUMP.....                  | 146  |
| Pressure Gauge, Sprayer Tank Hoses and Fittings, EU (065001 - ).....           | 62       | Roller, Cylindrical Roller Bearing, Diaphragm Pump Kit (1/3).....        | 150  |
| PRESSURE RELIEF VALVE (FLOW CONTROL).....                                      | 126      | Roller, Roller Chain, Steering Column Kit.....                           | 172  |
| PRESSURE RELIEF VALVE (OPTIONAL).....  | 154      | S  |      |
|  |          | SAFETY LABELS.....   | 228  |
|  |          | SAFETY LABELS (FRENCH CANADIAN).....                                     | 226  |
|  |          | SAFETY LABELS, EUROPEAN.....   | 230  |
|  |          | SCREEN ( - 110000).....  | 130  |

Alphabetical Index - Continued

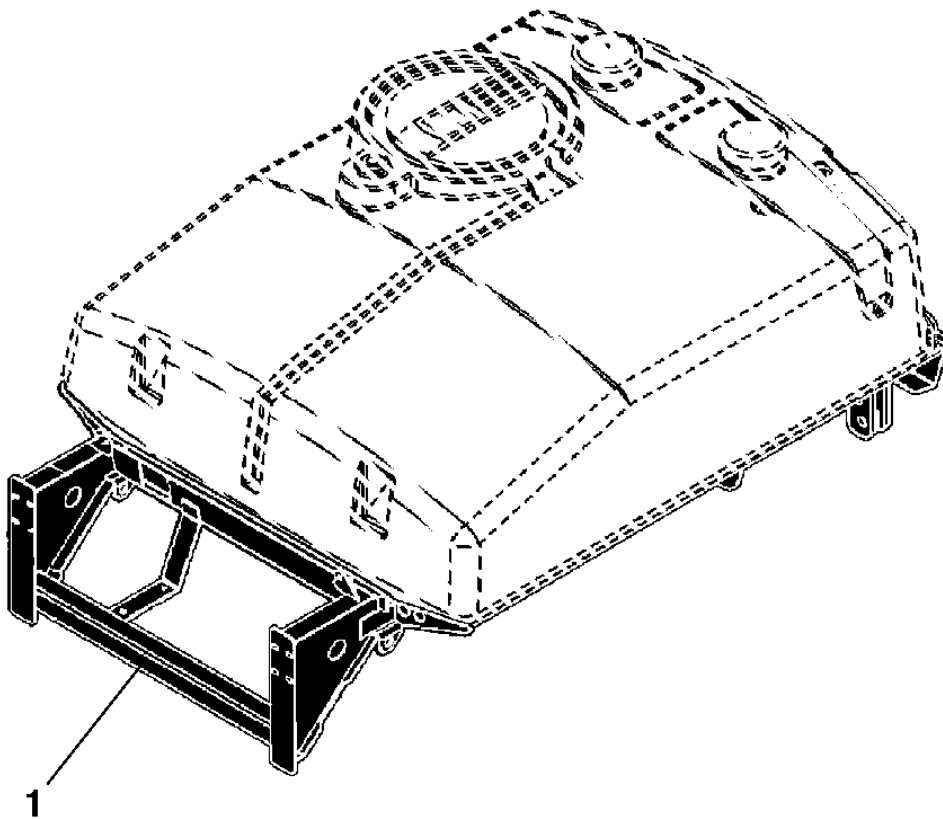
| Page   | Page     |
|--|----------|
| SCREW-ON COVER (TANK).....   | 66       |
| SCREW-ON TANK COVER.....   | 66       |
| SEAL KIT, ELECTRIC PROPORTIONAL VALVE.....   | 118, 128 |
| SEAL KIT, MANUAL VALVE.....  | 116      |
| Seal Kit, Pump.....  | 164      |
| Seat, Valve, Electric Proportional, Boom Control.....  | 118      |
| Sender, Mass Flow Sensor Module, Valve Stack Kit.....  | 140      |
| Sender, Pressure Sensor, Automatic Rate Control Kit.....   | 108      |
| Sender, Pressure Sensor, Digital Manual Rate Control Kit.....                                      | 121      |
| Sender, Pressure Sensor, Flow Meter, Control Unit and Fittings.....                                | 110      |
| Sender, Pressure Sensor, Manual Spray Control Kit.....   | 122      |
| Sensor Sender , Push Switch, Manual Spray Control Kit.....   | 122      |
| Sensor Sender , Switch Kit, Brackets and Cable.....  | 98       |
| Sensor Sender , Switch, Attachment, Ground Plane Wheel.....  | 198      |
| Sensor Sender , Switch, Auxiliary Hydraulic Kit ( - 060000).....                                   | 222      |
| Sensor Sender , Switch, Electric Hose Reel Wire Harness.....                                       | 196      |
| Sensor Sender , Switch, Flow Meter, Control Unit and Fittings.....                                 | 110      |
| Sensor Sender , Switch, Ground Plane Wheel Kit.....  | 200      |
| Sensor Sender , Switch, Manual Spray Control Kit.....  | 122      |
| Sensor Sender , Switch, Reel, Electrical Hose Kit.....   | 92       |
| Sensor Sender , Toggle/Rocker Switch, Brackets and Cable.....                                      | 98       |
| Sensor Sender , Toggle/Rocker Switch, Electronic Multi-Mode Throttle and Governor Control Kit..... | 214      |
| SENSOR, HYDRAULIC OIL TEMPERATURE ( - 060000).....   | 222      |
| Sensor, Mass Flow Sensor Module, Valve Stack Kit.....  | 140      |
| Sensor, Pressure Sensor, Automatic Rate Control Kit.....   | 108      |
| Sensor, Pressure Sensor, Digital Manual Rate Control Kit.....                                      | 121      |
| Sensor, Pressure Sensor, Flow Meter, Control Unit and Fittings.....                                | 110      |
| Sensor, Pressure Sensor, Manual Spray Control Kit.....   | 122      |
| Shaft, DIAPHRAGM PUMP.....   | 146      |
| Shaft, Diaphragm Pump Kit (1/3).....   | 150      |
| Shaft, MANUAL VALVE.....   | 116      |
| Shaft, Pump.....   | 164      |
| Shaft, Shaft Key, Centrifugal Pump Kit, Cast Iron (110001 - ).....                                 | 158      |
| Shaft, Shaft Key, Centrifugal Pump Kit, Stainless Steel (110001 - ).....                           | 156      |
| Shaft, Shaft Key, Pump.....  | 164      |
| SHIELD, PUMP COUPLER.....  | 148      |
| SIGNS.....   | 228      |
| SIGNS (FRENCH CANADIAN).....   | 226      |
| SIGNS, EUROPEAN.....   | 230      |
| Sleeve, 4-Post Rollover Protective Structure Conversion Kit, Green.....                            | 208      |
| Sleeve, Attachment, Ground Plane Wheel.....  | 198      |
| Sleeve, Boom Center Section, 180 / 252 inch.....   | 238      |
| Sleeve, Boom Wings, 216 inch.....  | 248      |
| Sleeve, DIAPHRAGM PUMP.....  | 146      |
| Sleeve, Diaphragm Pump Kit (1/3).....  | 150      |
| Sleeve, Ground Plane Wheel Kit.....  | 200      |
| Sleeve, Mirror Kit.....  | 218      |
| Sleeve, Mirror Kit, EU (065001 - ).....  | 188      |
| SLIDE BRACKET ASSEMBLY.....  | 176      |
| SOLENOID.....  | 84       |
| Solenoid, Electric Hose Reel.....  | 196      |
| Solenoid, Electric Hose Reel Wire Harness.....   | 196      |
| Solenoid, Foamer Control Box.....  | 182      |
| Solenoid, Reel, Electrical Hose Kit.....   | 92       |
| Solenoid, Relays.....  | 84       |
| SPEED CONTROL, FOAMER (OPTIONAL).....  | 182      |
| Spray Gun (Optional).....  | 216      |
| Spray Gun, Attachment.....   | 216      |
| SPRAY NOZZLES, FLAT FAN.....   | 124, 138 |
| SPRAY NOZZLES, FLOODING.....   | 125      |
| SPRAY NOZZLES, LOW DRIFT.....  | 123      |
| Sprayer Boom, 18', Attachment.....   | 244      |
| Sprayer Frame.....   | 44       |
| Sprayer Frame (For Europe).....  | 54       |
| Sprayer Stand Kit.....   | 170      |
| Sprayer Tank Accessories (For Europe) (065001 - ).....   | 58       |
| Sprayer Tank Hoses And Fittings.....   | 60, 72   |
| SPRAYER TANK HOSES AND FITTINGS.....   | 70       |
| Sprayer Tank Hoses and Fittings (For Europe) (065001 - ).....                                      | 62       |
| SPRAYER TANK MOUNTING FRAME.....   | 44       |
| Sprayer Tank W/ Fittings.....  | 52       |
| Sprayer Tank, 200 Gallon.....  | 50       |
| Sprayer Tank, 200 Gallon (For Europe) (065001 - ).....   | 56       |
| Steering Column Kit.....   | 172      |
| Strainer, Auxiliary Hydraulic Kit ( - 060000).....   | 222      |
| Strainer, Chemical Eductor Kit.....  | 176      |
| Strainer, Diaphragm Pump Kit (2/3).....  | 152      |
| Strainer, FLOODING NOZZLES.....  | 125      |
| Strainer, HINGED TANK COVER.....   | 68       |
| STRAINER, HYDRAULIC RESERVOIR ( - 060000).....   | 222      |
| Strainer, LOW DRIFT NOZZLES.....   | 123      |
| Strainer, PUMP MOUNTING.....   | 148      |
| Strainer, SCREW-ON TANK COVER.....   | 66       |
| STRAINER, SCREW-ON TANK COVER.....   | 66       |
| Strainer, Sprayer Tank W/ Fittings.....  | 52       |
| Strainer, Sprayer Tank, 200 Gallon.....  | 50       |
| Strainer, Sprayer Tank, 200 Gallon (For Europe) (065001 - ).....                                   | 56       |
| Strap, Auxiliary Hydraulic Kit ( - 060000).....  | 222      |
| Strap, Boom Wings, 180 / 252 inch.....   | 240      |
| Strap, Reel, Electrical Hose Kit.....  | 92       |
| Strap, Reel, Electrical Hose.....  | 194      |
| Strap, Reel, Manual Hose.....  | 192      |
| Strap, RINSE TANK (OPTIONAL).....  | 76       |
| SUPPORT, HYDRAULIC RESERVOIR ( - 060000).....  | 222      |
| SUPPORT, JACK MOUNT.....   | 170      |
| Switch, Attachment, Ground Plane Wheel.....  | 198      |
| Switch, Auxiliary Hydraulic Kit ( - 060000).....   | 222      |
| Switch, Electric Hose Reel.....  | 196      |
| Switch, Electric Hose Reel Wire Harness.....   | 196      |
| Switch, Flow Meter, Control Unit and Fittings.....   | 110      |
| Switch, Ground Plane Wheel Kit.....  | 200      |
| Switch, Manual Spray Control Kit.....  | 122      |
| Switch, Push Switch, Manual Spray Control Kit.....   | 122      |
| Switch, Reel, Electrical Hose Kit.....   | 92       |
| Switch, Switch Kit, Brackets and Cable.....  | 98       |
| Switch, Toggle/Rocker Switch, Brackets and Cable.....  | 98       |
| Switch, Toggle/Rocker Switch, Electronic Multi-Mode Throttle and Governor Control Kit.....         | 214      |
| T  |          |
| TANK COVER, HINGED.....  | 68       |
| TANK COVER, SCREW-ON.....  | 66       |
| TANK HOSES AND FITTINGS.....   | 60       |
| TANK, EYEWASH.....   | 65       |
| Tank, EYEWASH TANK ASSEMBLY.....   | 65       |
| Tank, Hopper Kit.....  | 178      |
| TANK, RINSE.....   | 76       |
| Tank, RINSE TANK (OPTIONAL).....   | 76       |
| TANK, SPRAYER.....   | 50       |
| Tank, Sprayer Tank (065001 - ) (065001 - ).....  | 56       |
| Tank, Sprayer Tank W/ Fittings.....  | 52       |
| Tank, Sprayer Tank, 200 Gallon.....  | 50       |
| Tank, Sprayer Tank, 200 Gallon (For Europe) (065001 - ).....                                       | 56       |
| Tank, Tank Kit, Attachment, Chemical Eductor.....  | 174      |
| Tank, Tank Kit, Attachment, Rinse Deflector.....   | 74       |
| Tank, Tank Kit, Attachment, Rinse Tank.....  | 224      |
| TEMPERATURE SWITCH, HYDRAULIC OIL ( - 060000).....   | 222      |
| Throttle / Governor Control Kit.....   | 202      |
| Throttle, Throttle Kit, Throttle / Governor Control Kit.....                                       | 202      |
| Tube, Auxiliary Hydraulic Kit ( - 060000).....   | 222      |
| Tube, Sprayer Tank (065001 - ) (065001 - ).....  | 56       |
| Tube, Sprayer Tank Accessories (For Europe) (065001 - ).....                                       | 58       |
| Tube, Sprayer Tank W/ Fittings.....  | 52       |
| Tube, Sprayer Tank, 200 Gallon.....  | 50       |
| Tube, Sprayer Tank, 200 Gallon (For Europe) (065001 - ).....                                       | 56       |
| Tube, Structural Tube, 4-Post Rollover Protective Structure Conversion Kit, Green.....             | 208      |
| Turf XC Nozzle.....  | 136      |
| U  |          |
| Universal joint, Yoke, Actuators, 180 / 252 inch.....  | 234      |
| Universal joint, Yoke, Boom Assembly, 216 inch.....  | 246      |
| Universal joint, Yoke, Throttle / Governor Control Kit.....  | 202      |
| V  |          |
| VALVE BANK.....  | 112      |
| VALVE BANK MOUNTING & HOSES.....   | 112      |
| VALVE MOTOR.....   | 118, 128 |
| VALVE STACK ASSEMBLY (BOOM CONTROL).....   | 114      |
| VALVE STACK ASSEMBLY (FLOW CONTROL).....   | 126      |
| Valve Stack Kit.....   | 140      |
| Valve Stack, Boom Control.....   | 114      |
| Valve Stack, Flow Control.....   | 126      |
| VALVE, CONTROL.....  | 134      |
| Valve, Electric Proportional, Boom Control.....  | 118      |
| Valve, Electric Proportional, Flow Control.....  | 128      |
| VALVE, FOAMER CONTROL (OPTIONAL).....  | 182      |
| VALVE, MANUAL.....   | 116      |

Alphabetical Index - Continued

|   | <i>Page</i> | <i>Page</i> |
|---|-------------|-------------|
| VALVE, PRESSURE RELIEF (OPTIONAL) .....                                 | 154         |             |
| VALVE, WING 4.6/6.4 M (15/21 FT) .....                                  | 252         |             |
| W   |             |             |
| WAND, SPRAY (OPTIONAL) .....  | 216         |             |
| WHEEL, GROUND PLANE .....   | 200         |             |
| Wheel, Rim, Rear Wheel Kit .....  | 206         |             |
| Wheel, Rim, SCREW-ON TANK COVER .....                                   | 66          |             |
| Wheel, Rim, Sprayer Tank W/ Fittings .....                              | 52          |             |
| Wheel, Rim, Sprayer Tank, 200 Gallon .....                              | 50          |             |
| Wheel, Tire And Wheel Assembly, Attachment, Ground Plane<br>Wheel ..... | 198         |             |
| Wheel, Tire And Wheel Assembly, Ground Plane Wheel Kit .....            | 200         |             |
| Wheel, Wheel Kit, Attachment, Ground Plane Wheel .....                  | 198         |             |
| Wheel, Wide Fairway Rear Tires Kit .....                                | 212         |             |
| Wheel, Wide Smooth Front Tires Kit .....                                | 210         |             |
| Wheel, Wide Smooth Rear Tires Kit .....                                 | 211         |             |
| Wide Fairway Rear Tires Kit .....                                       | 212         |             |
| Wide Smooth Front Tires Kit .....                                       | 210         |             |
| Wide Smooth Front Tires, Attachment .....                               | 210         |             |
| Wide Smooth Rear Tires Kit .....  | 211         |             |
| WING HOSES AND FITTINGS 4.6/6.4 M (15/21 FT) .....                      | 252         |             |
| WING HOSES AND FITTINGS 5.5 M (18 FT) .....                             | 256         |             |
| Wing Hoses and Fittings, 181 / 252 inch .....                           | 252         |             |
| Wing Hoses and Fittings, 216 inch .....                                 | 256         |             |
| WING PLUMBING, BOOM 4.6/6.4 M (15/21 FT) .....                          | 252         |             |
| WING PLUMBING, BOOM 5.5 M (18 FT) .....                                 | 256         |             |
| WING SECTIONS, 4.5/6.4 M (15/21 FOOT) .....                             | 240         |             |
| WING SECTIONS, 4.5/6.4 M (15/21 FT) BOOM .....                          | 234         |             |
| WING SECTIONS, 5.4 M (18 FOOT) .....                                    | 248         |             |
| WING SECTIONS, 5.4 M (18 FOOT) BOOM .....                               | 246         |             |
| Wiring Harness .....  | 90          |             |
| WIRING HARNESS, CONSOLE BRANCH .....                                    | 91          |             |
| Wiring Harness, Electric Hose Reel .....                                | 196         |             |
| WIRING HARNESS, MAIN .....  | 86          |             |
| Wiring Harness, Sprayer Tank (1/2) .....                                | 102         |             |
| Wiring Harness, Sprayer Tank (2/2) .....                                | 96          |             |
| Y   |             |             |
| Yoke, Actuators, 180 / 252 inch .....                                   | 234         |             |
| Yoke, Boom Assembly, 216 inch .....                                     | 246         |             |
| YOKE, CASTER WHEEL .....  | 200         |             |
| Yoke, Throttle / Governor Control Kit .....                             | 202         |             |

Sectional Pictorial Index  
Index d'illustrations par sections.  
Gruppenbildindex  
Indice illustrato delle sezioni  
Índice de ilustraciones por secciones  
Avsnittsbildregister

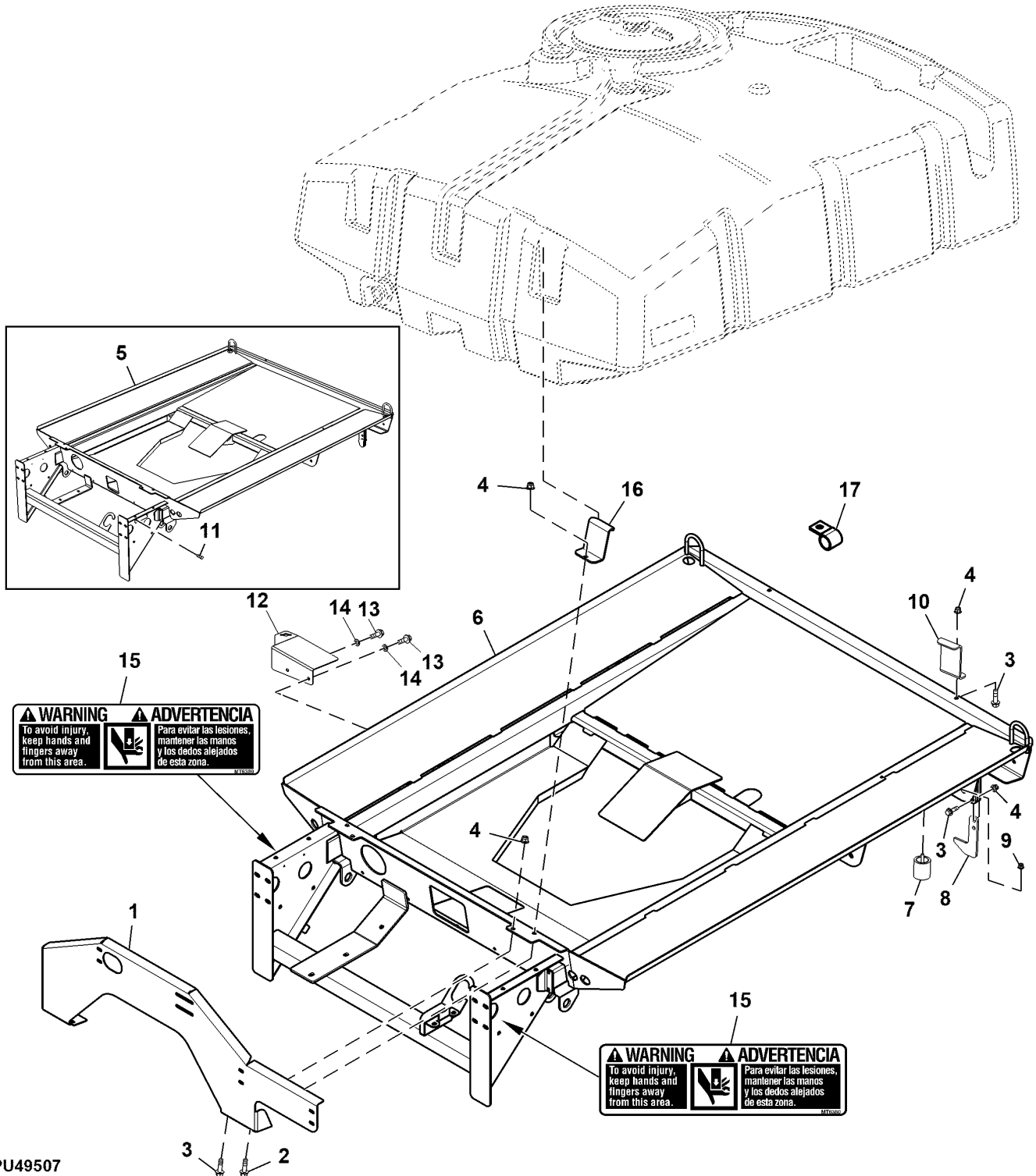
PU02756 A.1



PU02756

Sprayer Frame  
 Châssis du pulvérisateur  
 Feldspritzenrahmen  
 Telaio dell'irroratrice  
 Bastidor del pulverizador  
 Sprutram

PU49507 A.1



PU49507

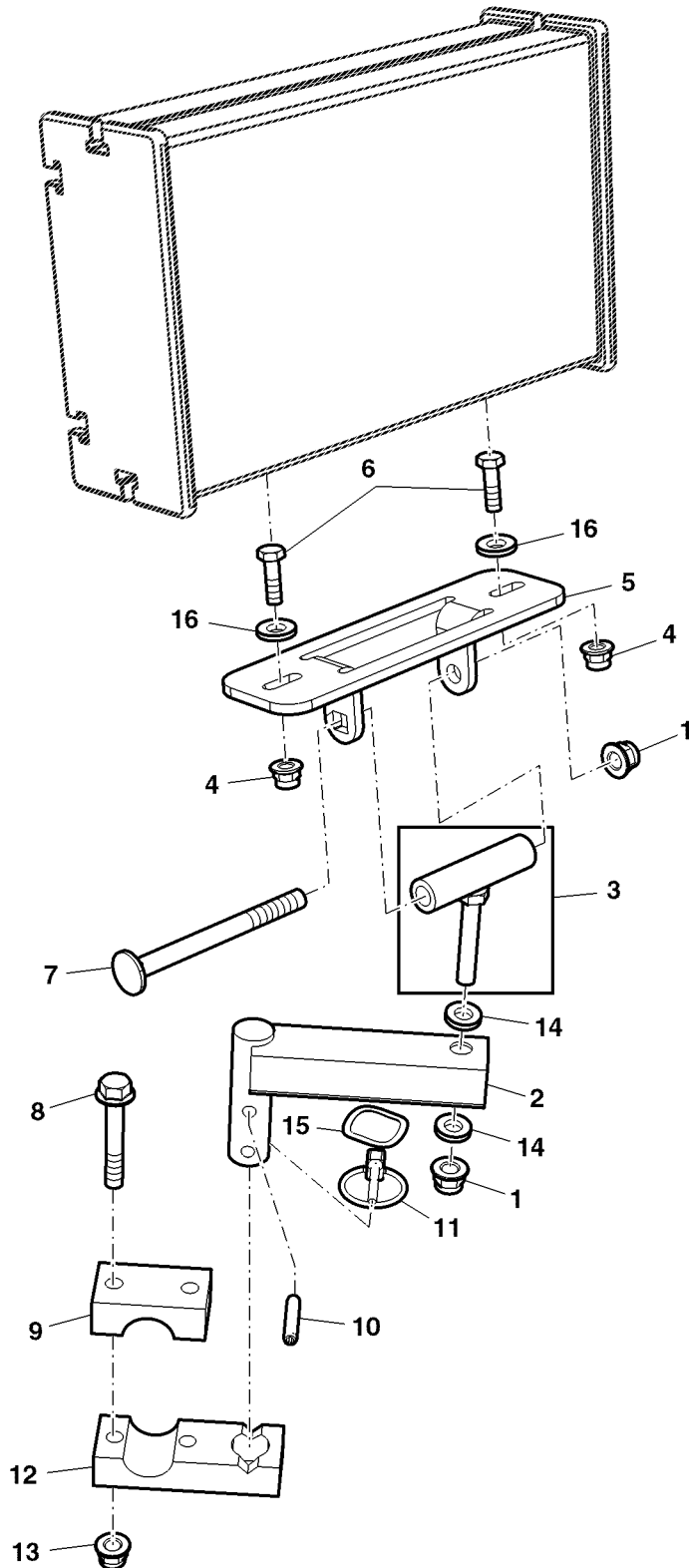


| Key | Part No. | Part Name   | Qty. | Serial No. | Remarks                               |
|-----|----------|-------------|------|------------|---------------------------------------|
| 1   | TCU25521 | Bracket     | 1    | -065000    | ORDER TCU31386                        |
|     | TCU31386 | Bracket     | 1    | 065001-    |                                       |
| 2   | 19M7785  | Screw       | 2    |            | M10 X 25                              |
| 3   | 19M7835  | Screw       | 8    |            | M10 X 35                              |
| 4   | 14M7465  | Lock Nut    | 10   |            | M10                                   |
| 5   | TCA19382 | Frame       | 1    |            | ORDER TCA22537                        |
|     | TCA22537 | Frame       | 1    |            | ORDER TCA25833                        |
|     | TCA26082 | Frame       | 1    | -110000    | INCLUDES (2) MT6380; SUB FOR TCA25833 |
| 6   | AUC17537 | Frame       | 1    | 110001-    | SUB FOR AUC12898                      |
| 7   | TCU22625 | Bumper      | 2    |            |                                       |
| 8   | TCU22707 | Clamp       | 2    |            |                                       |
| 9   | 14M7396  | Lock Nut    | 2    |            | M8                                    |
| 10  | MT6328   | Clamp       | 2    |            |                                       |
| 11  | M93911   | Rivet       | 2    | -110000    |                                       |
| 12  | TCA19397 | Bracket     | 1    |            | Control Arm Storage                   |
| 13  | 19M7786  | Screw       | 2    |            | M10 X 30                              |
| 14  | 12M7066  | Lock Washer | 2    |            | 10 mm                                 |
| 15  | MT6380   | Label       | 2    |            | Warning, English/Spanish              |
| 16  | VG11712  | Clamp       | 2    |            |                                       |
| 17  | AH77924  | Clip        | 2    |            |                                       |

CONTROL BOX MOUNTING  
 SUPPORT DE MONTAGE DE BOITIER DE COMMANDE  
 STEUERGERÜTEHALTERUNG  
 SUPPORTO DI MONTAGGIO DELLA SCATOLA DI COMANDO  
 MONTAJE DE LA CAJA DE CONTROL  
 KONTROLLBOXFÜSTE



PU04957 B.1



PU04957

| Key | Part No. | Part Name      | Qty. | Serial No. | Remarks               |
|-----|----------|----------------|------|------------|-----------------------|
| 1   | 14M7396  | Lock Nut       | 2    |            | M8                    |
| 2   | TCA19347 | Arm            | 1    |            | Control Mount         |
| 3   | TCA19391 | Pivot          | 1    |            |                       |
| 4   | 14M7397  | Lock Nut       | 2    |            | M6                    |
|     | M40333   | Lock Nut       | 2    |            | 1/4 INCH              |
| 5   | TCU27055 | Bracket        | 1    |            | SUB FOR TCA19392      |
| 6   | 19M7862  | Screw          | 2    |            | M6 X 20               |
|     | 19H1948  | Cap Screw      | 2    |            | 1/4" X 3/4"           |
| 7   | 03M7295  | Bolt           | 1    |            | M8 X 90               |
| 8   | 19M7979  | Screw          | 2    |            | M8 X 55               |
| 9   | TCU26540 | Block Clamp    | 1    |            |                       |
| 10  | 34H314   | Spring Pin     | 1    |            | 1/4" X 1-1/4"         |
| 11  | AA21292  | Quick Lock Pin | 1    |            |                       |
| 12  | TCU26539 | Block Clamp    | 1    |            | Arm Support           |
| 13  | 14M7396  | Lock Nut       | 2    |            | M8                    |
| 14  | R52921   | Washer         | 2    |            |                       |
| 15  | M112504  | Washer         | 1    |            |                       |
| 16  | 24H1287  | Washer         | 2    |            | 9/32" X 5/8" X 0.065" |
| 17  | 19M9128  | Screw          | 1    |            | (A) M10 X 75          |

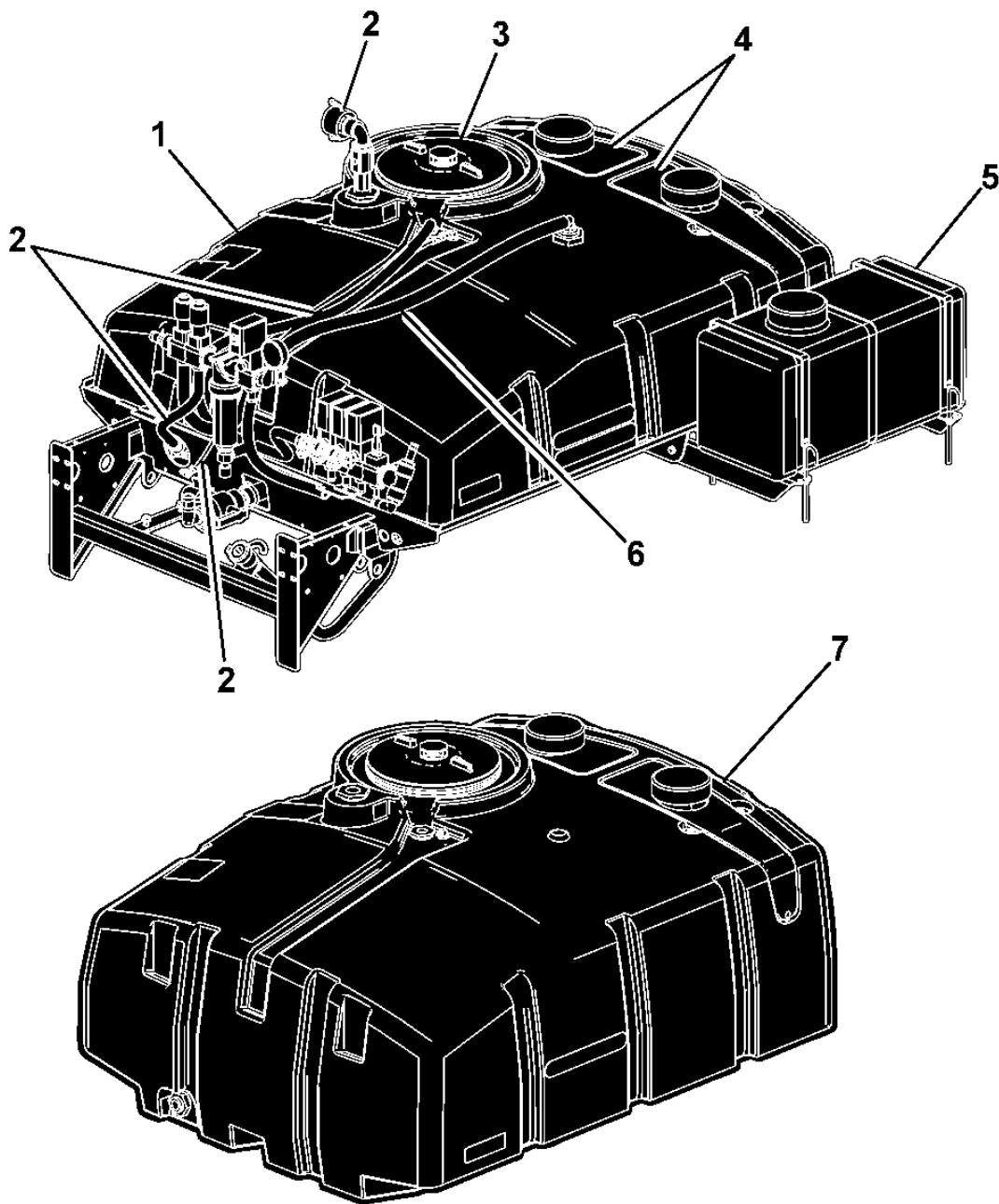
(A) Not Illustrated  
 Non illustres  
 Nicht abgebildet  
 Non in figura  
 No se ilustra  
 Visas ej på bilden



Sectional Pictorial Index  
 Index d'illustrations par sections.  
 Gruppenbildindex  
 Índice ilustrado delle sezioni  
 Índice de ilustraciones por secciones  
 Avsnittsbildregister

PU01562 A.1

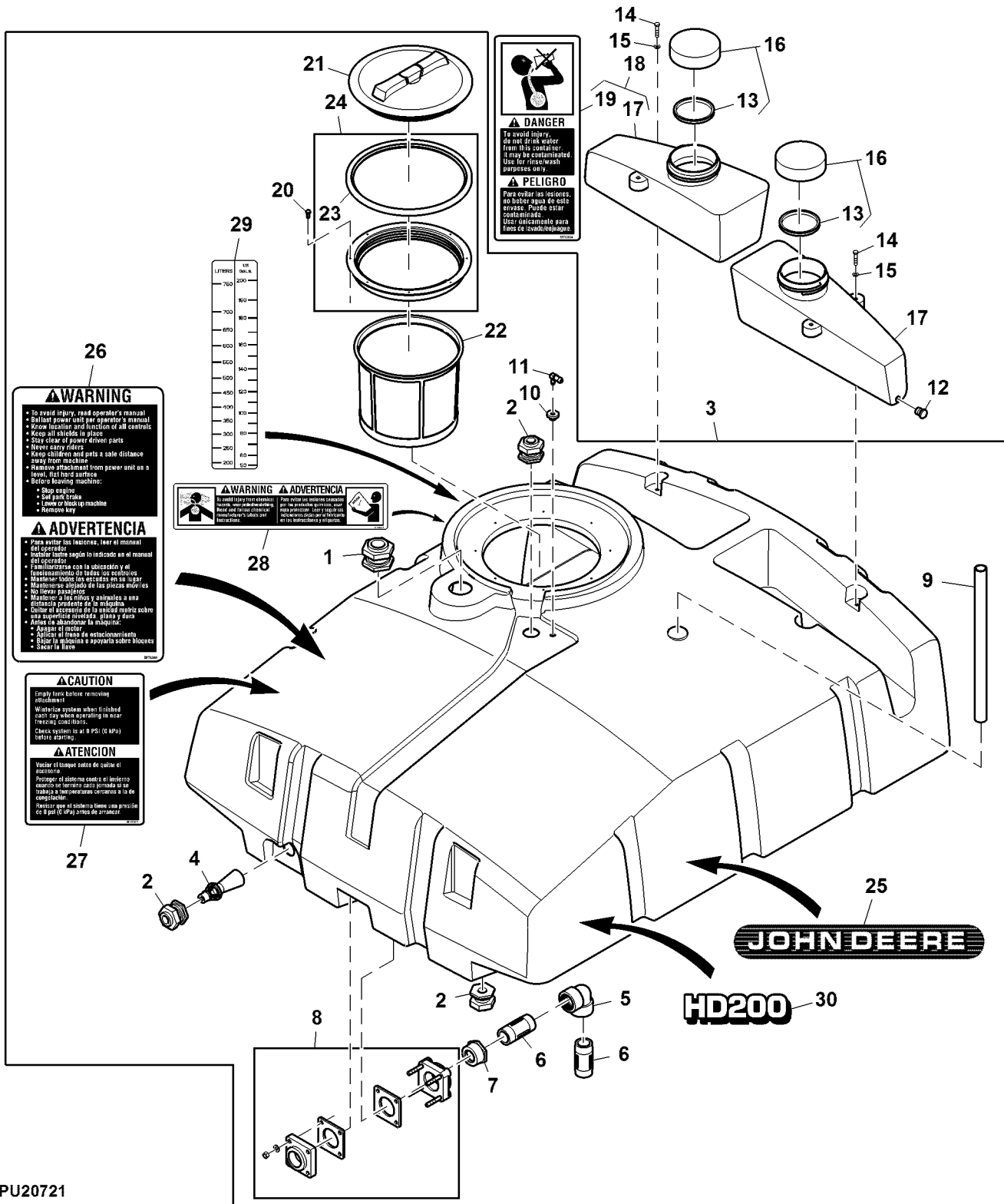
|    |    |
|----|----|
| 1- | 50 |
| 2- | 60 |
| 2- | 62 |
| 2- | 64 |
| 2- | 74 |
| 4- | 65 |
| 3- | 66 |
| 3- | 68 |
| 6- | 70 |
| 2- | 72 |
| 5- | 76 |
| 7- | 56 |



PU01562

Sprayer Tank, 200 Gallon  
 Réservoir de pulvérisateur, 200 gallons  
 Feldspritzenbehälter, 200 Gallon  
 Sprayer Tank, 200 Gallon  
 Depósito de pulverizador, 200 galones  
 Sprayer Tank, 200 Gallon

PU20721 A.1

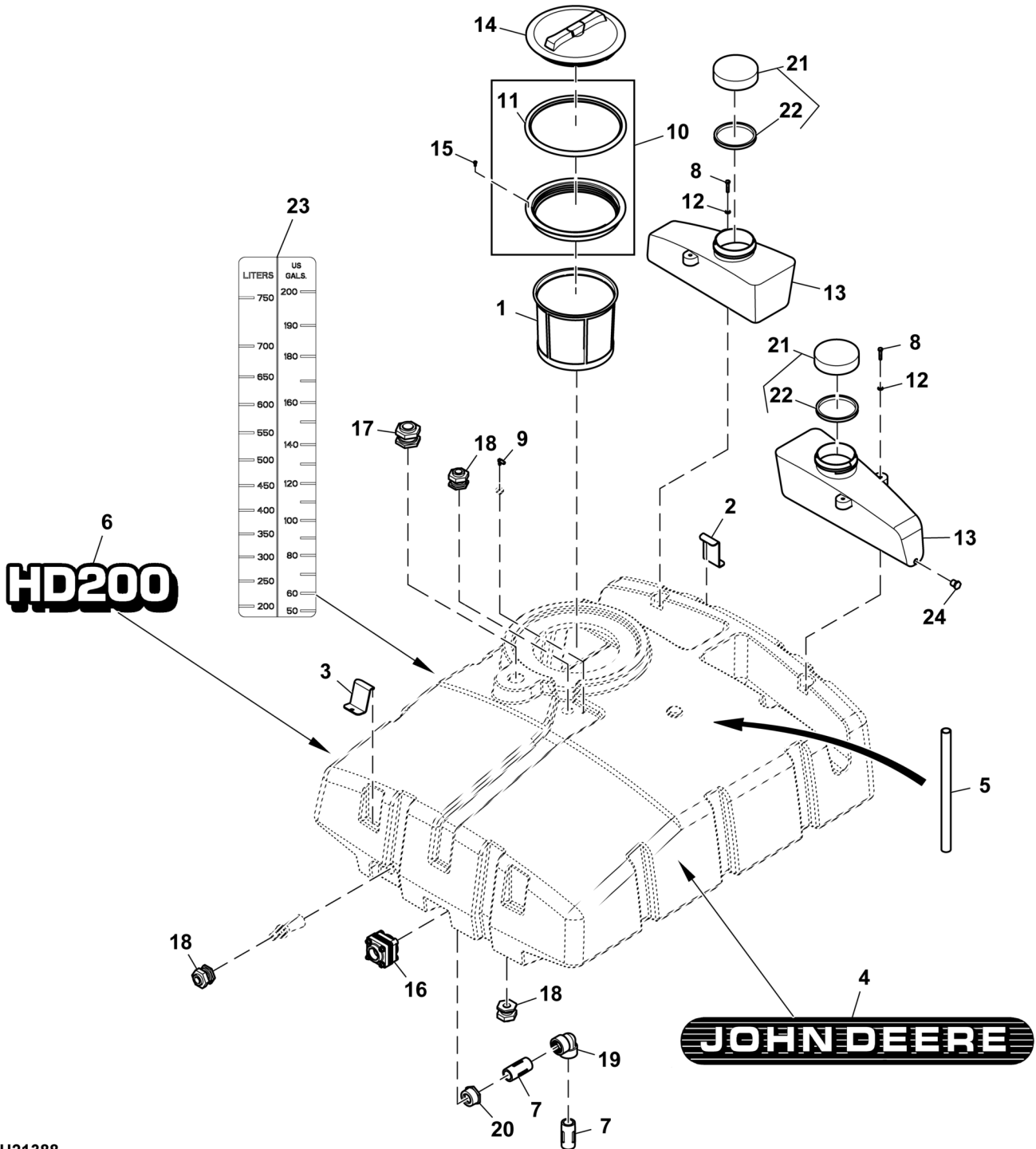


PU20721

| Key | Part No.     | Part Name       | Qty. | Serial No. | Remarks                      |
|-----|--------------|-----------------|------|------------|------------------------------|
| 1   | PMTF125      | Fitting         | 1    |            |                              |
| 2   | PMTF075      | Fitting         | 3    |            |                              |
| 3   | TCA15643     | Tank            | 1    |            |                              |
| 4   | PM3371-0028A | Agitator        | 1    |            |                              |
| 5   | PMEL150-90   | Elbow Fitting   | 1    |            |                              |
| 6   | PMNIP150-4   | Threaded Nipple | 2    |            |                              |
| 7   | PMRB200-150  | Bushing         | 1    |            |                              |
| 8   | PMBF150      | Fitting         | 1    |            |                              |
| 9   | TCU19874     | Tube            | 1    |            | 520.7 mm, Tank Support       |
| 10  | M149638      | Bushing         | 1    |            |                              |
| 11  | M80357       | Elbow Fitting   | 1    |            |                              |
| 12  | PMPLUG050    | Pipe Plug       | 1    |            | 0.5 inch, Polypropylene      |
| 13  | M138100      | Gasket          | 2    |            |                              |
| 14  | 19M7301      | Cap Screw       | 4    |            | M8 X 40                      |
| 15  | 24H1136      | Washer          | 4    |            | 11/32" X 11/16" X 0.065"     |
| 16  | M122991      | Filler Cap      | 2    |            |                              |
| 17  | MT6086       | Tank            | 2    |            | 15 Litre Insert              |
| 18  | AMT2355      | Tank            | 1    |            | Eye Wash W/ Label            |
| 19  | MT6304       | Label           | 1    |            | Warning, Water Safety        |
| 20  | M77038       | Screw           | 8    |            |                              |
| 21  | TCU21020     | Cover           | 1    |            | Lid, W/ Fixed Labyrinth Vent |
| 22  | TCU51825     | Strainer        | 1    |            |                              |
| 23  | TCU51815     | Gasket          | 1    |            |                              |
| 24  | TCA51322     | Rim             | 1    |            |                              |
| 25  | TCU19447     | Label           | 2    |            |                              |
| 26  | MT6300       | Label           | 1    |            | Warning                      |
| 27  | MT6301       | Label           | 1    |            | Caution, Empty Tank          |
| 28  | MT6302       | Label           | 1    |            | Warning, Chemical Hazard     |
| 29  | TCU17870     | Label           | 2    |            |                              |
| 30  | TCU51755     | Label           | 1    |            |                              |

Sprayer Tank W/ Fittings  
 Réservoir de pulvérisateur avec raccords  
 Spritzenbehälter mit Verschraubungen  
 Serbatoio irroratrice con raccordi  
 Depósito de pulverizador con racores  
 Spruttank med förskruvningar

PU21388 A.1



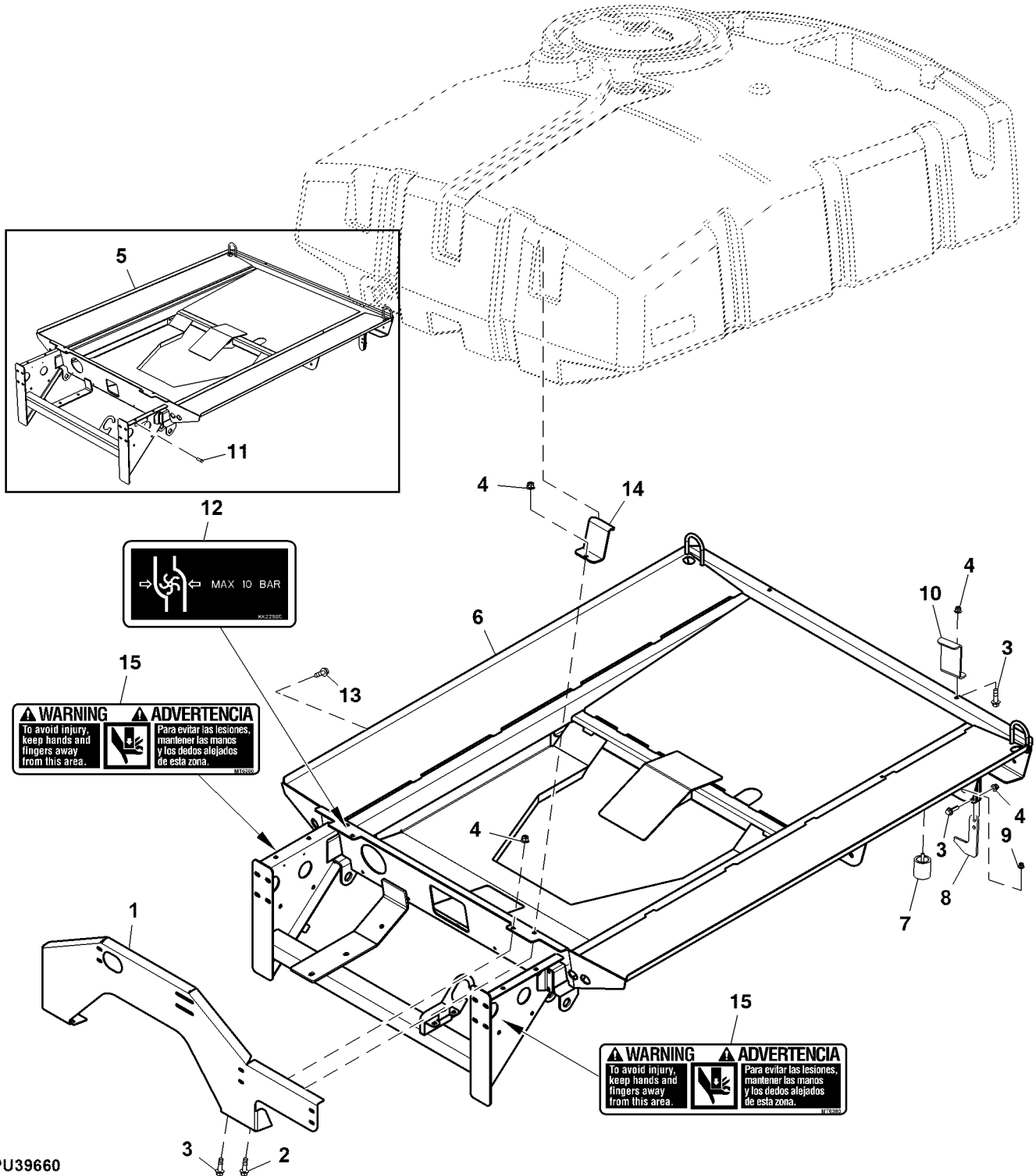
PU21388



| Key | Part No.    | Part Name       | Qty. | Serial No. | Remarks                  |
|-----|-------------|-----------------|------|------------|--------------------------|
| 1   | TCU51825    | Strainer        | 1    |            |                          |
| 2   | MT6328      | Clamp           | 2    |            |                          |
| 3   | VG11712     | Clamp           | 2    |            |                          |
| 4   | TCU19447    | Label           | 2    |            |                          |
| 5   | TCU19874    | Tube            | 1    |            |                          |
| 6   | TCU51755    | Label           | 2    |            |                          |
| 7   | PMNIP150-4  | Threaded Nipple | 2    |            |                          |
| 8   | 19M7301     | Cap Screw       | 4    |            | M8 X 40                  |
| 9   | M80357      | Elbow Fitting   | 1    |            |                          |
| 10  | TCA51322    | Rim             | 1    |            | INCLUDES TCU51815        |
| 11  | TCU51815    | Gasket          | 1    |            |                          |
| 12  | 24H1136     | Washer          | 4    |            | 11/32" X 11/16" X 0.065" |
| 13  | MT6086      | Tank            | 2    |            |                          |
| 14  | TCU21020    | Cover           | 1    |            |                          |
| 15  | M77038      | Screw           | 8    |            |                          |
| 16  | PMBF150     | Fitting         | 1    |            |                          |
| 17  | PMTF125     | Fitting         | 1    |            |                          |
| 18  | PMTF075     | Fitting         | 3    |            |                          |
| 19  | PMEL150-90  | Elbow Fitting   | 1    |            |                          |
| 20  | PMRB200-150 | Bushing         | 1    |            | SUB FOR PMRB-200-150     |
| 21  | M122991     | Filler Cap      | 2    |            | INCLUDES (2) M138100     |
| 22  | M138100     | Gasket          | 2    |            |                          |
| 23  | TCU17870    | Label           | 1    |            |                          |
| 24  | PMPLUG050   | Pipe Plug       | 1    |            |                          |

Sprayer Frame (For Europe)  
 Sprayer Frame (For Europe)  
 Sprayer Frame (For Europe)  
 Sprayer Frame (For Europe)  
 Sprayer Frame (For Europe)  
 Sprayer Frame (For Europe)

PU39660 A.1

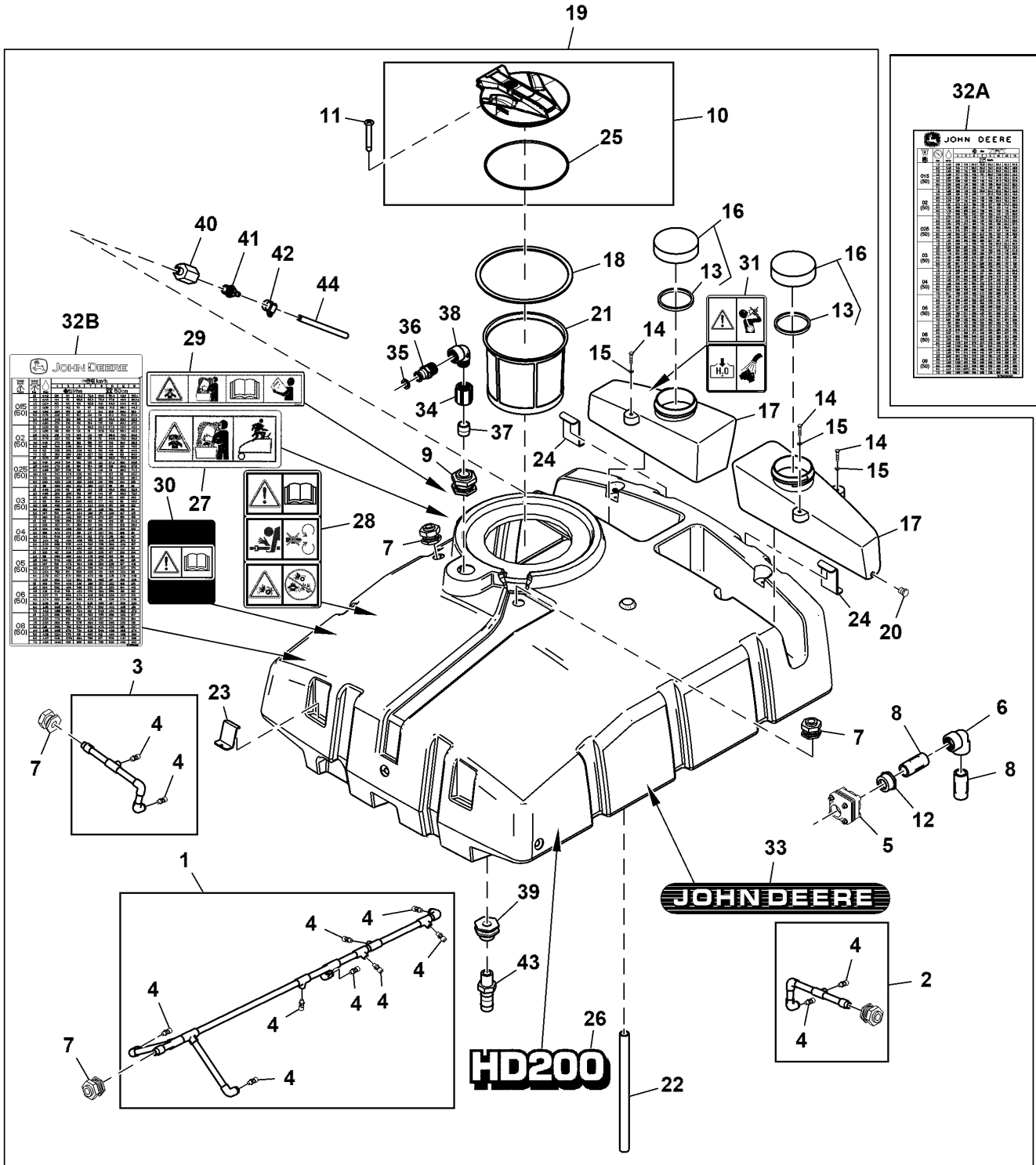


PU39660

| Key | Part No. | Part Name | Qty. | Serial No. | Remarks                                      |
|-----|----------|-----------|------|------------|--|
| 1   | TCU25521 | Bracket   | 1    |            | ORDER TCU31386                               |
|     | TCU31386 | Bracket   | 1    |            |  |
| 2   | 19M7785  | Screw     | 2    |            | M10 X 25                                     |
| 3   | 19M7835  | Screw     | 8    |            | M10 X 35                                     |
| 4   | 14M7465  | Lock Nut  | 10   |            | M10  |
| 5   | TCA19382 | Frame     | 1    |            | ORDER TCA22537                               |
|     | TCA22537 | Frame     | 1    |            | ORDER TCA25833                               |
|     | TCA26082 | Frame     | 1    | -110000    | INCLUDES (2) MT6380; SUB FOR TCA25833        |
| 6   | AUC12898 | Frame     | 1    | 110001-    |  |
| 7   | TCU22625 | Bumper    | 2    |            |  |
| 8   | TCU22707 | Clamp     | 2    |            |  |
| 9   | 14M7396  | Lock Nut  | 2    |            | M8   |
| 10  | MT6328   | Clamp     | 2    |            |  |
| 11  | M93911   | Rivet     | 2    | -110000    |  |
| 12  | KK22885  | Label     | 1    |            | Max Working Pressure, Not for Canada and USA |
| 13  | 19M7786  | Screw     | 2    |            | M10 X 30                                     |
| 14  | VG11712  | Clamp     | 2    |            |  |
| 15  | MT6380   | Label     | 2    |            | Warning, English/Spanish                     |

Sprayer Tank, 200 Gallon (For Europe) (065001 - )  
 Réservoir de pulvérisateur, 200 gallons (pour l'Europe) (065001 - )  
 Feldspritzenbehälter, 200 Gallon (für Europa) (065001 - )  
 Serbatoio irroratrice, 200 Gallon (per l'Europa) (065001 - )  
 Depósito del pulverizador, 200 galones (para Europa) (065001 - )  
 Spruttank, 200 gallon (för Europa) (065001 - )

PU49509 A.1

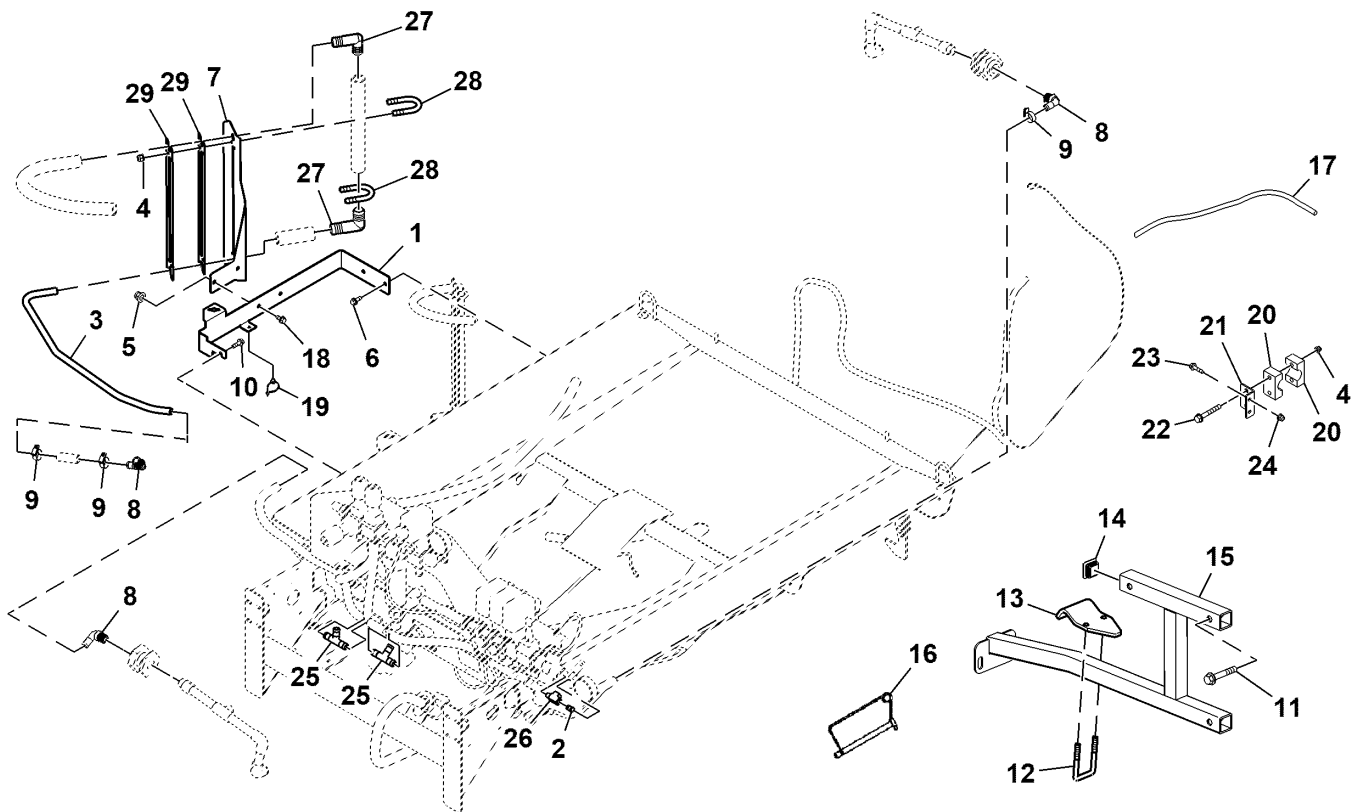


PU49509

| Key | Part No.    | Part Name       | Qty. | Serial No. | Remarks   |
|-----|-------------|-----------------|------|------------|---|
| 1   | TCA20809    | Agitator        | 1    |            | Assembly, Center                                      |
| 2   | TCA20810    | Agitator        | 1    |            | Assembly, Right                                       |
| 3   | TCA20811    | Agitator        | 1    |            | Assembly, Left  |
| 4   | TCU29883    | Nozzle          | 12   |            | Mini Agitator 2.0                                     |
| 5   | PMBF150     | Fitting         | 1    |            | 1-1/2X1-1/2, Thread Flange                            |
| 6   | PMEL150-90  | Elbow Fitting   | 1    |            | 1.5 inch, 90 Deg. Polypropylene                       |
| 7   | PMTF075     | Fitting         | 6    |            | 3/4"  |
| 8   | PMNIP150-4  | Threaded Nipple | 2    |            | 4 inch Long, Polypropylene                            |
| 9   | PMTF125     | Fitting         | 1    |            | 1-1/4"  |
| 10  | AUC18057    | Cover           | 1    |            | 12 inch, SUB FOR TCA15872, Assy, Hinged Lid, 180 Deg. |
| 11  | N306785     | Screw           | 8    |            |   |
| 12  | PMRB200-150 | Bushing         | 1    |            | SUB FOR PMRB-200-150                                  |
| 13  | M138100     | Gasket          | 2    |            | Rubber  |
| 14  | 19M7301     | Cap Screw       | 4    |            | M8 X 40   |
| 15  | 24H1136     | Washer          | 4    |            | 11/32" X 11/16" X 0.065"                              |
| 16  | M122991     | Filler Cap      | 2    |            |   |
| 17  | MT6086      | Tank            | 2    |            | 15 Litre  |
| 18  | TCU20271    | Gasket          | 1    |            | Hinged Lid Ring to Tank                               |
| 19  | TCA20813    | Tank            | 1    |            | W/ Labels and Fittings                                |
| 20  | PMPLUG050   | Pipe Plug       | 2    |            | .50 inch, Polypropylene                               |
| 21  | TCU51825    | Strainer        | 1    |            |   |
| 22  | TCU19874    | Tube            | 1    |            | 508 mm, Tank Support                                  |
| 23  | MT6328      | Clamp           | 2    |            | Plate, Tank   |
| 24  | VG11712     | Clamp           | 2    |            | Mount   |
| 25  | UC32126     | Gasket          | 1    |            | SUB FOR TCU20270, Hinged Lid To Ring                  |
| 26  | TCU51755    | Label           | 2    |            |   |
| 27  | MT6073      | Label           | 1    |            | Danger, Not for Canada and USA                        |
| 28  | TCU28908    | Label           | 1    |            | Caution, Not for Canada and USA                       |
| 29  | MT4072      | Label           | 1    |            | Danger, Not for Canada and USA                        |
| 30  | MT4074      | Label           | 1    |            | Danger, Not for Canada and USA                        |
| 31  | MT4295      | Label           | 1    |            | Danger, Not for Canada and USA                        |
| 32A | WZW0010013  | Label           | 1    |            | SUB FOR TCU29890, Sprayer Nozzle                      |
| 32B | WZW19365    | Label           | 1    |            | SUB FOR WZW0010013, Sprayer Nozzle                    |
| 33  | TCU19447    | Label           | 2    |            |   |
| 34  | M160003     | Coupling        | 1    |            |   |
| 35  | PM100G      | Gasket          | 1    | 110001-    |   |
| 36  | UC16012     | Adapter Fitting | 1    | 110001-    |   |
| 37  | A43232      | Threaded Nipple | 1    | 110001-    |   |
| 38  | UC16011     | Elbow Fitting   | 1    | 110001-    |   |
| 39  | TCA20839    | Fitting         | 1    |            |   |
| 40  | MT4374      | Process Valve   | 1    |            |   |
| 41  | UC16013     | Elbow Fitting   | 1    |            |   |
| 42  | TY22465     | Hose Clamp      | 1    |            |   |
| 43  | PMHB075     | Fitting         | 3    |            |   |
| 44  | .....       | Hose            | 1    |            | CTL TY24411, MF 310MM                                 |
| 45  | PM100GV     | Gasket          | 1    |            | Not Illustrated                                       |

Sprayer Tank Accessories (For Europe) (065001 - )  
 Sprayer Tank Accessories (For Europe) (065001 - )  
 Zubehör für Feldspritze (für Europa) (065001 - )  
 Sprayer Tank Accessories (For Europe) (065001 - )  
 Sprayer Tank Accessories (For Europe) (065001 - )  
 Sprayer Tank Accessories (For Europe) (065001 - )

PU46560 A.1

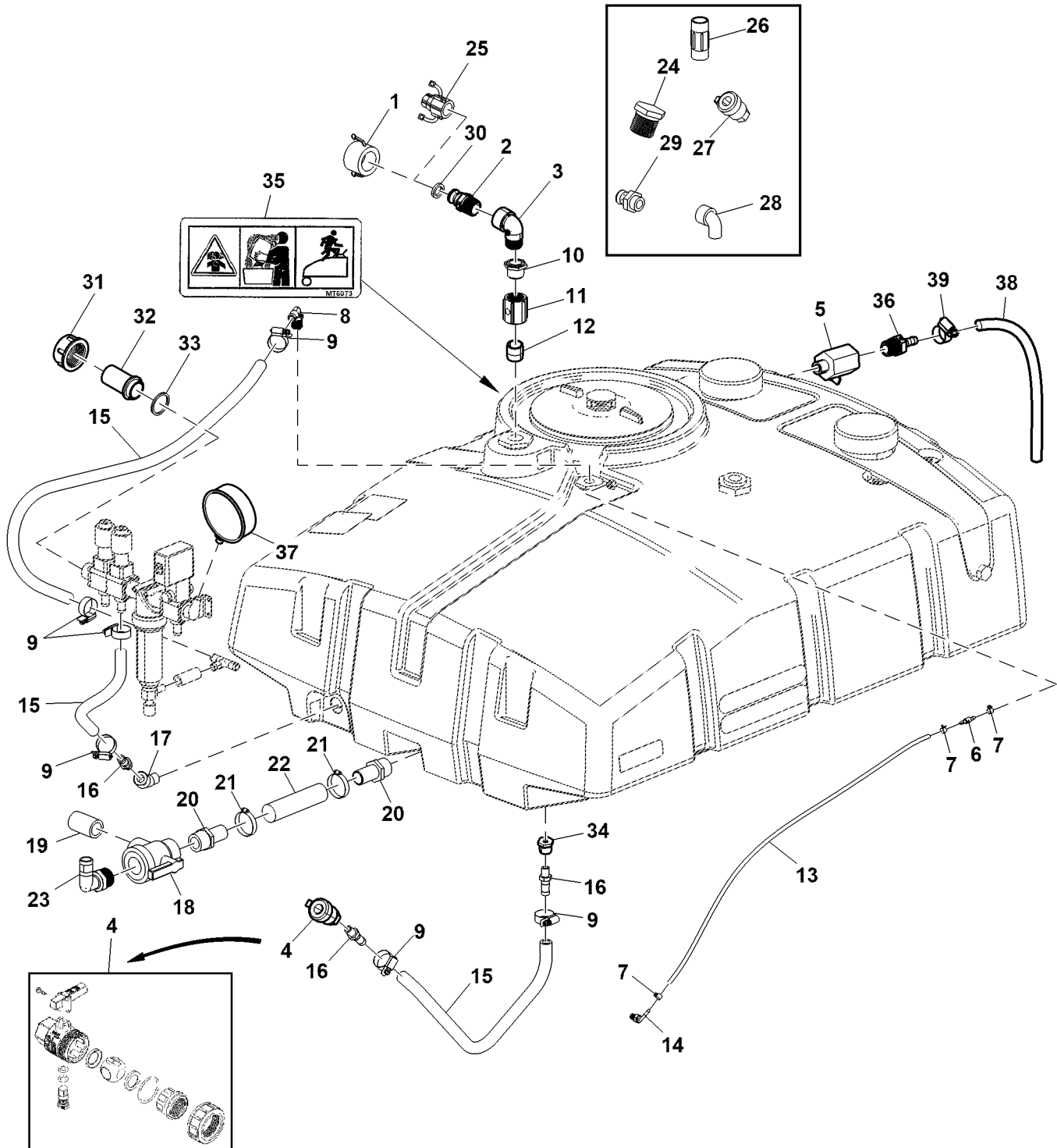


PU46560

| Key | Part No.   | Part Name    | Qty. | Serial No. | Remarks         |
|-----|------------|--------------|------|------------|-----------------|
| 1   | TCA21727   | Bracket      | 1    |            | Sight Gauge     |
| 2   | H26723     | Drain Plug   | 1    |            |                 |
| 3   | TCU31463   | Tube         | 1    |            | Sight Gauge     |
| 4   | 14M7396    | Lock Nut     | 8    |            | M8              |
| 5   | 14M7465    | Lock Nut     | 7    |            | M10             |
| 6   | 19M7785    | Screw        | 3    |            | M10 X 25        |
| 7   | TCU31462   | Bracket      | 1    |            | Sight Gauge     |
| 8   | PMHB075-90 | Fitting      | 4    |            |                 |
| 9   | TY22466    | Clamp        | 8    |            |                 |
| 10  | 19M7786    | Screw        | 2    |            | M10 X 30        |
| 11  | 19M7807    | Screw        | 3    |            | M10 X 60        |
| 12  | M120212    | U-Bolt       | 1    |            |                 |
| 13  | TCU27006   | Bracket      | 1    |            | Locker Support  |
| 14  | TCU27067   | Plug         | 3    |            | Square          |
| 15  | TCA19552   | Bracket      | 1    |            | Locker Mount    |
| 16  | TCU19892   | Pin Fastener | 2    |            | Spring Retained |
| 17  | PMK3150-12 | Bulk Hose    | 1    |            |                 |
| 18  | 19M7784    | Screw        | 2    |            | M10 X 20        |
| 19  | TCU24209   | Clip         | 1    |            |                 |
| 20  | TCU26540   | Block Clamp  | 2    |            | Block           |
| 21  | TCU29438   | Bracket      | 1    |            | Mirror Mount    |
| 22  | 19M7979    | Screw        | 1    |            | M8 X 55         |
| 23  | 19M7863    | Screw        | 2    |            | M6 X 25         |
| 24  | 14M7397    | Lock Nut     | 2    |            | M6              |
| 25  | PMHBT075   | Hose Fitting | 1    |            |                 |
| 26  | T17568     | Tee Fitting  | 2    |            |                 |
| 27  | N209864    | Hose Fitting | 2    |            |                 |
| 28  | KV14549    | U-Bolt       | 2    |            |                 |
| 29  | TCU31874   | Label        | 2    |            |                 |
| 30  | PM99500023 | Container    | 1    |            | Not Illustrated |

**Sprayer Tank Hoses And Fittings**  
**Flexibles et raccords de réservoir de pulvérisateur**  
**Spritzenbehälterschläuche und -verschraubungen**  
**Tubi flessibili e raccordi serbatoio irroratrice**  
**Mangueras y racores de depósito de pulverizador**  
**Slangar och förskruvningar till spruttank**

PU46554 A.1



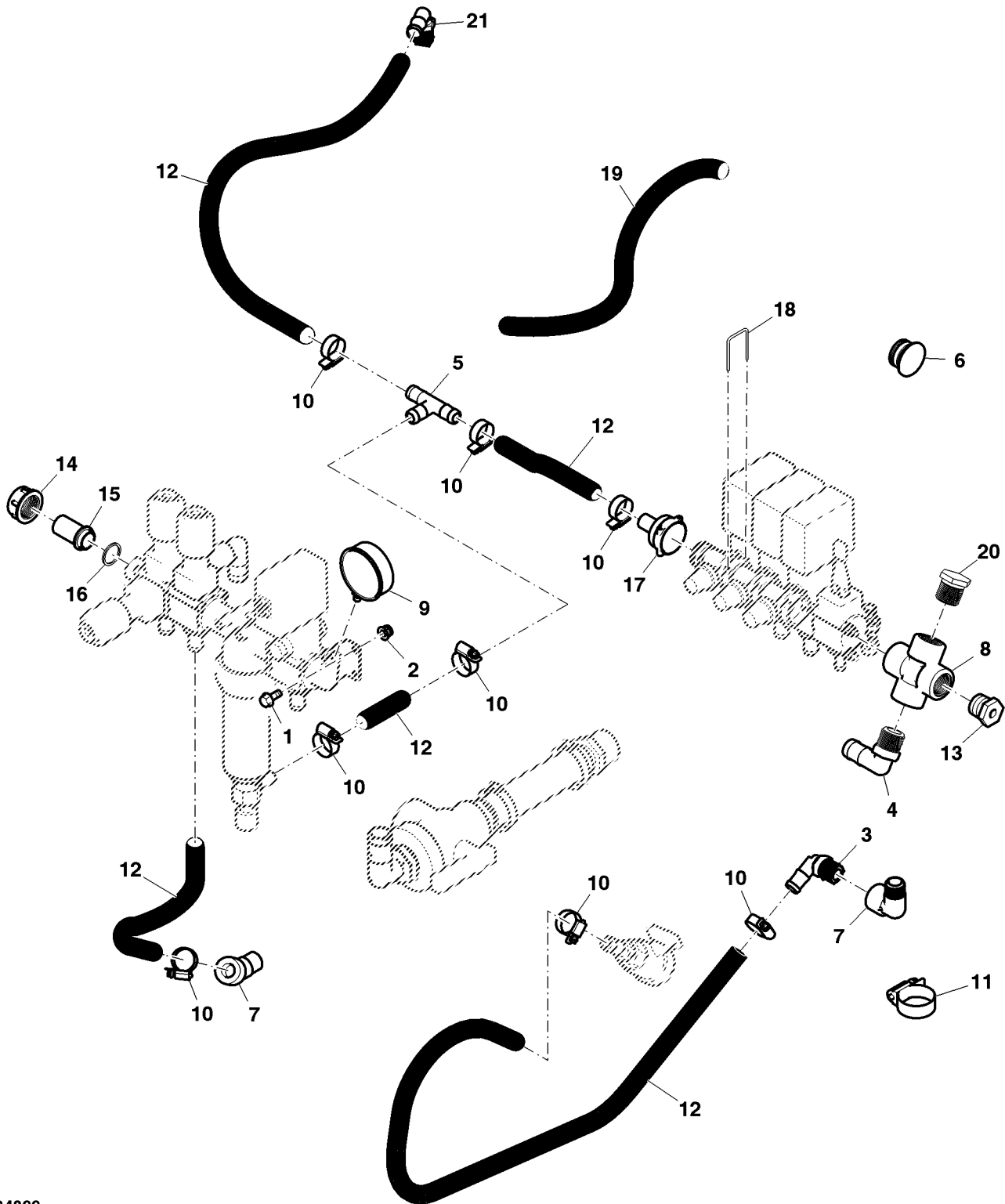
PU46554



| Key | Part No.     | Part Name           | Qty. | Serial No. | Remarks   |
|-----|--------------|---------------------|------|------------|---|
| 1   | PM100125CAP  | Cap                 | 1    |            |   |
| 2   | UC16012      | Adapter Fitting     | 1    | 110001-    |   |
| 3   | UC16011      | Elbow Fitting       | 1    | 110001-    |   |
| 4   | UC16015      | Hand Operated Valve | 1    | 110001-    |   |
| 5   | MT4374       | Process Valve       | 1    |            |   |
| 6   | M160000      | Check Valve         | 1    |            |   |
| 7   | TY22462      | Clamp               | 4    |            |   |
| 8   | PMHB075-90   | Fitting             | 1    |            |   |
| 9   | TY22466      | Clamp               | 6    |            |   |
| 10  | PMRB125-100  | Bushing             | 1    |            |   |
| 11  | M160003      | Coupling            | 1    |            |   |
| 12  | A43232       | Threaded Nipple     | 1    | 110001-    |   |
| 13  | PMK010-0406  | Bulk Hose           | AR   |            |   |
| 14  | VG11398      | Elbow Fitting       | 1    |            |   |
| 15  | UC23103      | Hose                | AR   |            | CTL 1466mm, MF TY24414, Valve Stack to Sprayer Tank |
| 16  | PMHB075      | Fitting             | 3    |            |   |
| 17  | PMSL075-45   | Elbow Fitting       | 1    |            |   |
| 18  | TCA14663     | Hand Operated Valve | 1    |            |   |
| 19  | PMNIP150-3   | Threaded Nipple     | 1    |            |   |
| 20  | PMHB150      | Fitting             | 2    |            |   |
| 21  | TY22470      | Clamp               | 2    |            |   |
| 22  | PM300EPDM150 | Bulk Hose           | 1    |            |   |
| 23  | PMHB15012590 | Hose Fitting        | 1    |            |   |
| 24  | PMPLUG100    | Pipe Plug           | 1    | -110000    |   |
| 25  | PM100D       | Coupling            | 1    |            |   |
| 26  | PMNIP125-4   | Threaded Nipple     | 1    | -110000    |   |
| 27  | PMUV075FP    | Control Valve       | 1    | -110000    |   |
| 28  | PMSL100-90   | Elbow Fitting       | 1    | -110000    |   |
| 29  | PM100F       | Adapter Fitting     | 1    | -110000    |   |
| 30  | PM100G       | Gasket              | 1    | 110001-    |   |
| 31  | TCU27143     | Nut                 | 1    | 110001-    |   |
| 32  | TCU27144     | Hose Fitting        | 1    | 110001-    |   |
| 33  | TCU27145     | O-Ring              | 1    | 110001-    |   |
| 34  | PMRB100-025  | Hose Fitting        | 1    | 110001-    |   |
| 35  | MT6073       | Label               | 1    |            | Danger  |
| 36  | UC16013      | Elbow Fitting       | 1    |            |   |
| 37  | TCU32988     | Pressure Gauge      | 1    |            |   |
| 38  | .....        | Hose                | 1    |            | CTL 310mm, MF TY24414, Manifold to Agitation        |
| 39  | TY22465      | Hose Clamp          | 1    |            |   |

Sprayer Tank Hoses and Fittings (For Europe) (065001 - )  
 Sprayer Tank Hoses and Fittings (For Europe) (065001 - )  
 Spritzenbehälterschläuche und -verschraubungen (für Europa) (065001 - )  
 Sprayer Tank Hoses and Fittings (For Europe) (065001 - )  
 Sprayer Tank Hoses and Fittings (For Europe) (065001 - )  
 Sprayer Tank Hoses and Fittings (For Europe) (065001 - )

PU04899 A.1

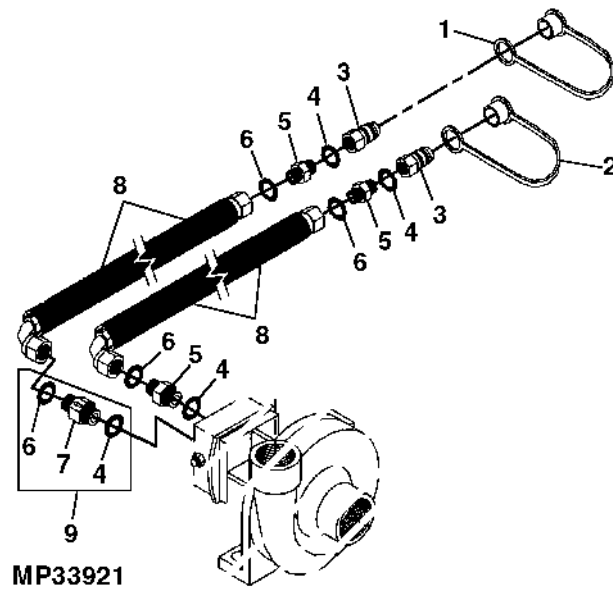


PU04899

| Key | Part No.    | Part Name           | Qty. | Serial No. | Remarks                           |
|-----|-------------|---------------------|------|------------|-----------------------------------|
| 1   | 19M7866     | Screw               | 8    |            | M8 X 20                           |
| 2   | 14M7396     | Lock Nut            | 8    |            | M8                                |
| 3   | PMHB-075-90 | Hose Fitting        | 1    |            | .75 X.75"NPT10 , Hose Barb Polyp. |
| 4   | PMHB-100-90 | Hose Fitting        | 1    |            | 1" X 1" NPT10 , Hose Barb Polyp.  |
| 5   | PMHBT075    | Hose Fitting        | 1    |            | .75 inch, Barb T, Polypropylene   |
| 6   | PMPLUG050   | Pipe Plug           | 2    |            | .50 inch, Polypropylene           |
| 7   | PMSL075-45  | Elbow Fitting       | 1    |            | 45 Degree, Polypropl.             |
| 8   | PMCR100     | Fitting             | 1    |            | 1 inch, Pipe Cross Polypropylene  |
| 9   | TCU26608    | Pressure Gauge      | 1    |            | 400 PSI, ORDER TCU32988           |
|     | TCU32988    | Pressure Gauge      | 1    |            | 300 PSI                           |
| 10  | TY22466     | Clamp               | 16   |            | Worm Gear Clamp, Type "F"         |
| 11  | TY22467     | Clamp               | 3    |            | Worm Gear Clamp, Type "F"         |
| 12  | TY24414     | Bulk Hose           | 1    |            | 3/4" JDS205, AG EPDM Sprayer      |
| 13  | PMRB100-025 | Hose Fitting        | 1    |            | 1"MPT X 1/4"FPT, Reducer B        |
| 14  | TCU27143    | Nut                 | 1    |            | Flynut                            |
| 15  | TCU27144    | Hose Fitting        | 1    |            |                                   |
| 16  | TCU27145    | O-Ring              | 1    |            |                                   |
| 17  | TCU27176    | Fitting             | 1    |            | Hose Barb                         |
| 18  | TCU27178    | Clip                | 1    |            | Throttle Valve                    |
| 19  | TCU27335    | Hose                | 1    |            | 1" ID X 10", AG 300 EPDM          |
| 20  | PMPLUG100   | Pipe Plug           | 1    |            | 1 inch, Polypropylene             |
| 21  | PMHB075     | Fitting             | 1    |            | .75 X .75" NPT, Hose, Barb, Poly  |
| 22  | UC16015     | Hand Operated Valve | 1    |            |                                   |
| 23  | N411772     | Container           | 1    |            |                                   |

HYDRAULIC LINES (PUMP)  
 CONDUITES HYDRAULIQUES (POMPE)  
 HYDRALIKLEITUNGEN (PUMPE)  
 TUBAZIONI IDRAULICHE (POMPA)  
 TUBERIA HIDRAULICA (BOMBA)  
 HYDRAULISKA LEDNINGAR (PUMP)

MP33921 A.1

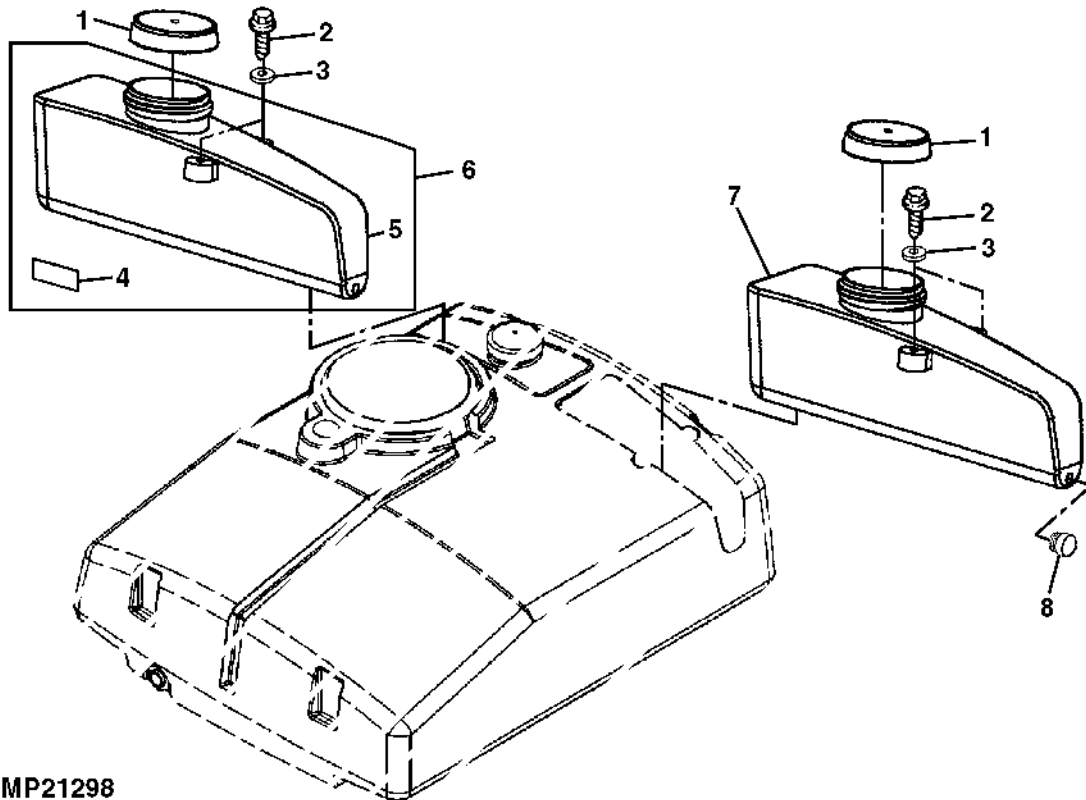


| Key | Part No. | Part Name                | Qty. | Serial No. | Remarks         |
|-----|----------|--------------------------|------|------------|-----------------|
| 1   | W42993   | Cap                      | 1    |            | (RED)           |
| 2   | W42992   | Cap                      | 1    |            | (YELLOW)        |
| 3   | AM105467 | Hydr. Quick Coupler Plug | 2    |            |                 |
| 4   | T77857   | O-Ring                   | 4    |            |                 |
| 5   | 38H1161  | Adapter Fitting          | 3    |            |                 |
| 6   | R26375   | O-Ring                   | 4    |            |                 |
| 7   | .....    | Fitting                  | 1    |            | (ORDER AMT2479) |
| 8   | AMT2497  | Hydraulic Hose           | 2    |            |                 |
| 9   | AMT2479  | Check Valve              | 1    |            |                 |



**EYEWASH TANK ASSEMBLY**  
**RESERVOIR RINCE OEIL**  
**AUGENSPUELVORRICHTUNG**  
**GRUPPO DEL SERBATOIO SOLUZIONE OCCHI**  
**MONTAJE DEL DEPOSITO DEL LAVAOJOS**  
**TANK MED OEGONSPOLVAETSKA**

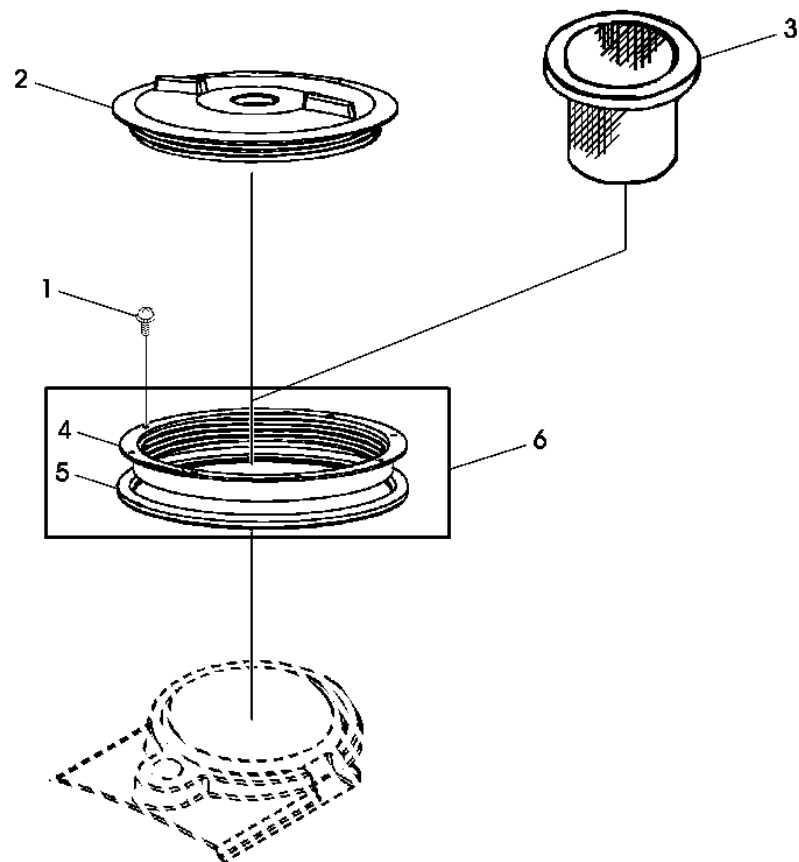
MP21298 A.1

**MP21298**

| Key | Part No.  | Part Name  | Qty. | Serial No. | Remarks                           |
|-----|-----------|------------|------|------------|-----------------------------------|
| 1   | M122991   | Filler Cap | 2    |            |                                   |
| 2   | 19M7323   | Cap Screw  | 4    |            | M8 X 40                           |
| 3   | 24M7055   | Washer     | 4    |            | 8.400 X 16 X 1.600 mm             |
| 4   | MT6304    | Label      | 1    |            | (WATER SAFETY WARNING)            |
| 5   | MT6086    | Tank       | 1    |            | (EYEWASH)                         |
| 6   | AMT2355   | Tank       | 1    |            | (EYEWASH)                         |
| 7   | MT6086    | Tank       | 1    |            | (FOAM MARKER) (ALSO ORDER MT4295) |
| 8   | PMPLUG050 | Pipe Plug  | 1    |            |                                   |

SCREW-ON TANK COVER  
COUVERTURE A VIS DE RESERVOIR  
AUFGESCHRAUBTE BEHAELTERABDECKUNG  
COPERTURA A VITE DEL SERBATOIO  
CUBIERTA SCREW-ON DEL TANQUE  
SKRUVEN-PA TANK TAECKE

PU01381 A.1



PU01381

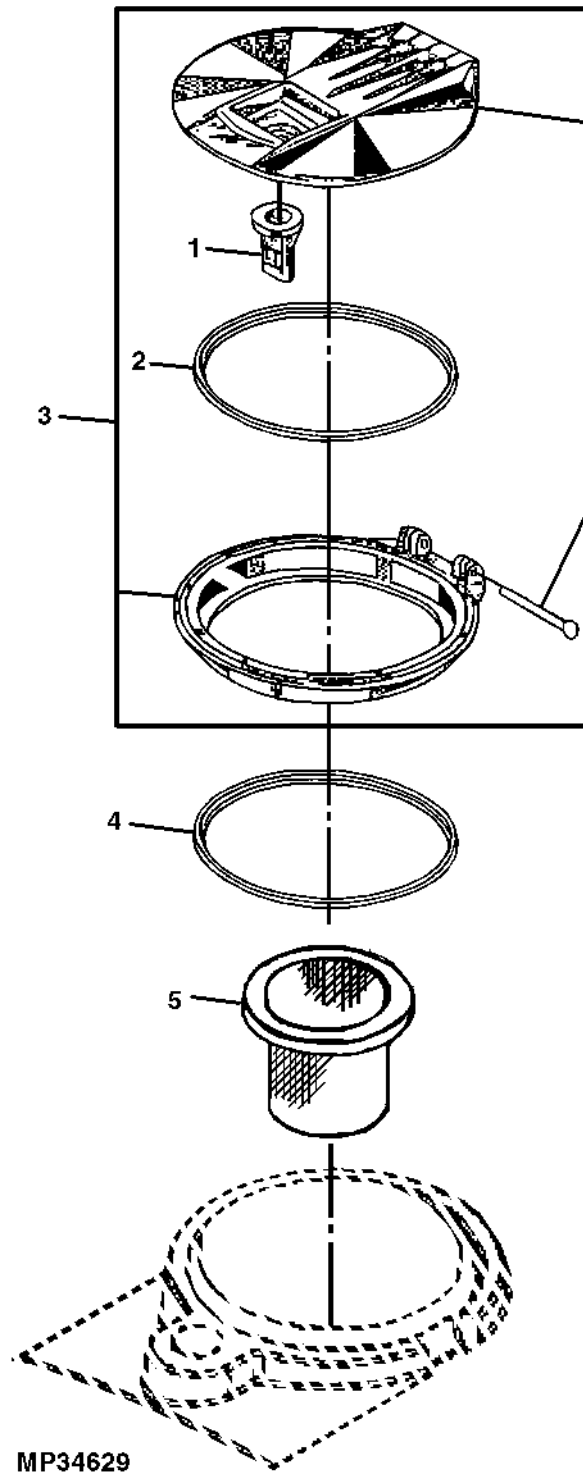
---

| Key | Part No. | Part Name | Qty. | Serial No. | Remarks                  |
|-----|----------|-----------|------|------------|--------------------------|
| 1   | M77038   | Screw     | 8    |            |                          |
| 2   | TCU21020 | Cover     | 1    |            | (W/FIXED LABYRINTH VENT) |
| 3   | TCU51825 | Strainer  | 1    |            |                          |
| 4   | .....    | Rim       | 1    |            | (ORDER TCA51322)         |
| 5   | TCU51815 | Gasket    | 1    |            |                          |
| 6   | TCA51322 | Rim       | 1    |            |                          |

---

HINGED TANK COVER  
COUVERTURE ARTICULEE DE RESERVOIR  
EINGEHAENGTE BEHAELTERABDECKUNG  
COPERTURA PROVISTA DI CARDINI DEL SERBATOIO  
CUBIERTA CON BISAGRAS DEL TANQUE  
GANGJAERN TANK TAECKE

MP34629 A.1





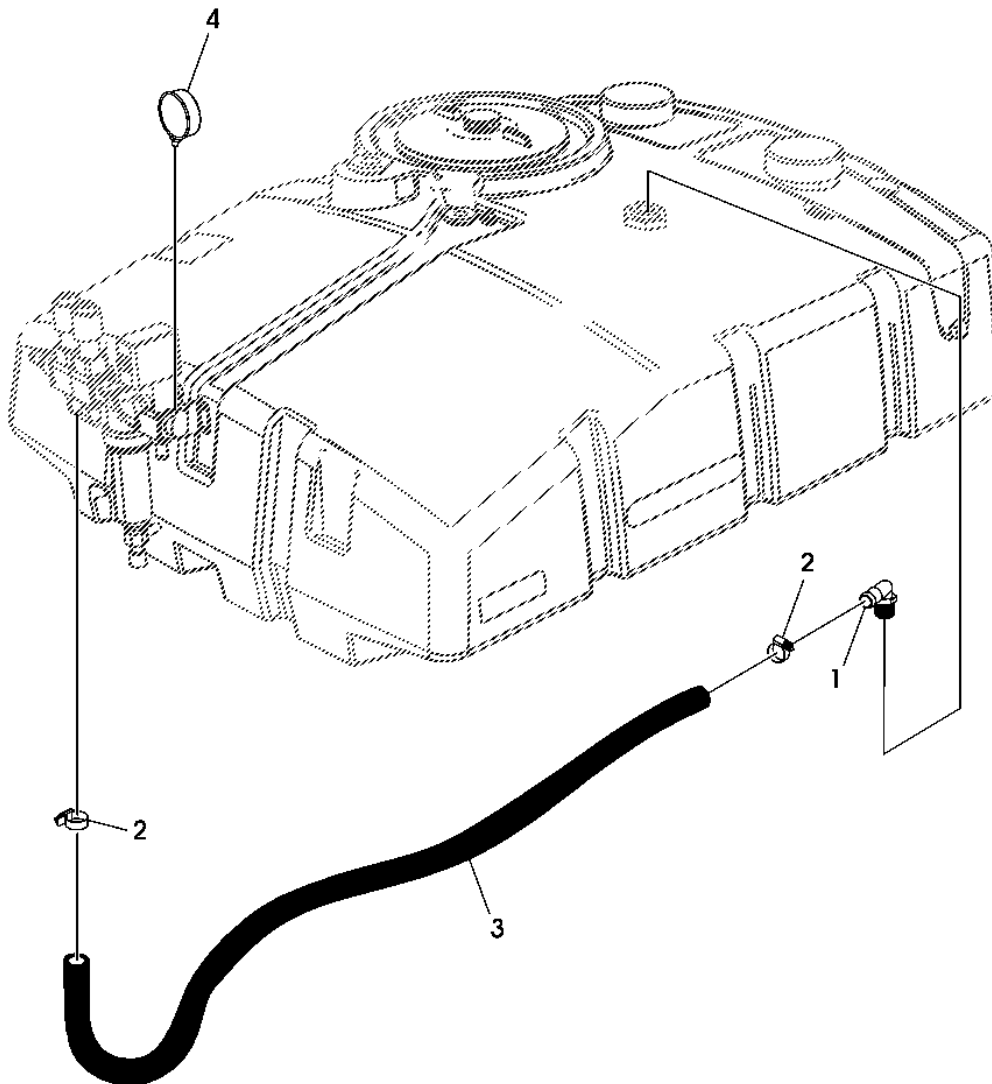
---

| <i>Key</i> | <i>Part No.</i> | <i>Part Name</i> | <i>Qty.</i> | <i>Serial No.</i> | <i>Remarks</i>   |
|------------|-----------------|------------------|-------------|-------------------|------------------|
| 1          | MT6871          | Breather         | 1           |                   | (ORDER TCA15872) |
| 2          | TCU20270        | Gasket           | 1           |                   |                  |
| 3          | TCA15872        | Cover            | 1           |                   |                  |
| 4          | TCU20271        | Gasket           | 1           |                   | RING TO TANK     |
| 5          | TCU51825        | Strainer         | 1           |                   |                  |

---

SPRAYER TANK HOSES AND FITTINGS  
CONDUITES DE PULVERISATION ET RACCORDS  
SCHLAUCHE UND FITTINGS DES SPRUEHMITTEL-TANKS  
TUBI E RACCORDI DEL SERBATOIO SPRUZZATORE  
ACOPLAMIENOS Y MANGUERAS DEL DEPOSITO DEL PULVERIZADOR  
SPRAYTANKENS SLANGAR OCH ANSLUTNINGAR

PU01371 A.1



PU01371

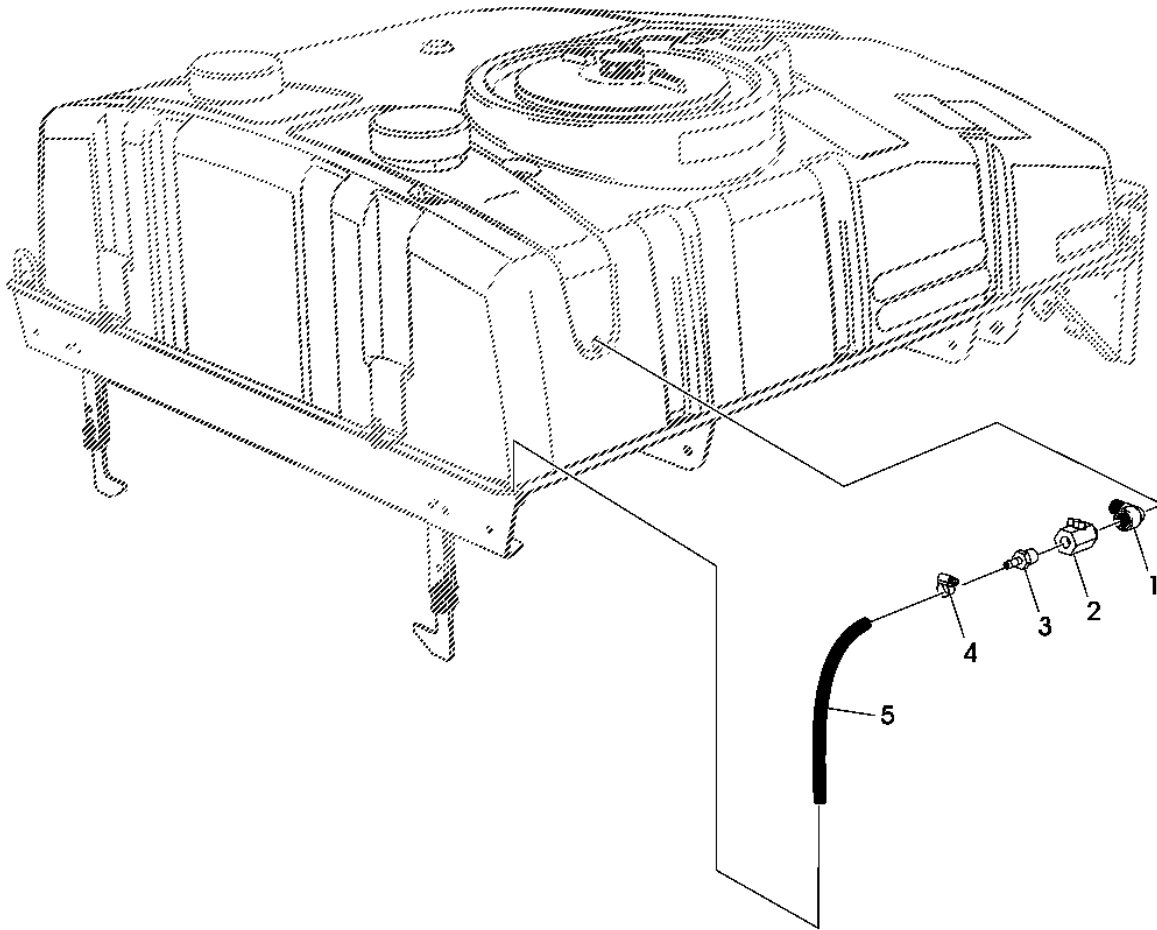
---

| Key | Part No.   | Part Name      | Qty. | Serial No. | Remarks                 |
|-----|------------|----------------|------|------------|-------------------------|
| 1   | PMHB100-90 | Fitting        | 1    |            |                         |
| 2   | TY22467    | Clamp          | 2    |            |                         |
| 3   | TY24415    | Bulk Hose      | AR   |            |                         |
| 4   | TCU26608   | Pressure Gauge | 1    |            | 400 PSI, ORDER TCU32988 |
|     | TCU32988   | Pressure Gauge | 1    |            | 300 PSI                 |

---

Sprayer Tank Hoses And Fittings  
Flexibles et raccords de réservoir de pulvérisateur  
Spritzenbehälterschläuche und -verschraubungen  
Tubi flessibili e raccordi serbatoio irroratrice  
Mangueras y racores de depósito de pulverizador  
Slangar och förskruvningar till spruttank

PU01368 A.1



PU01368

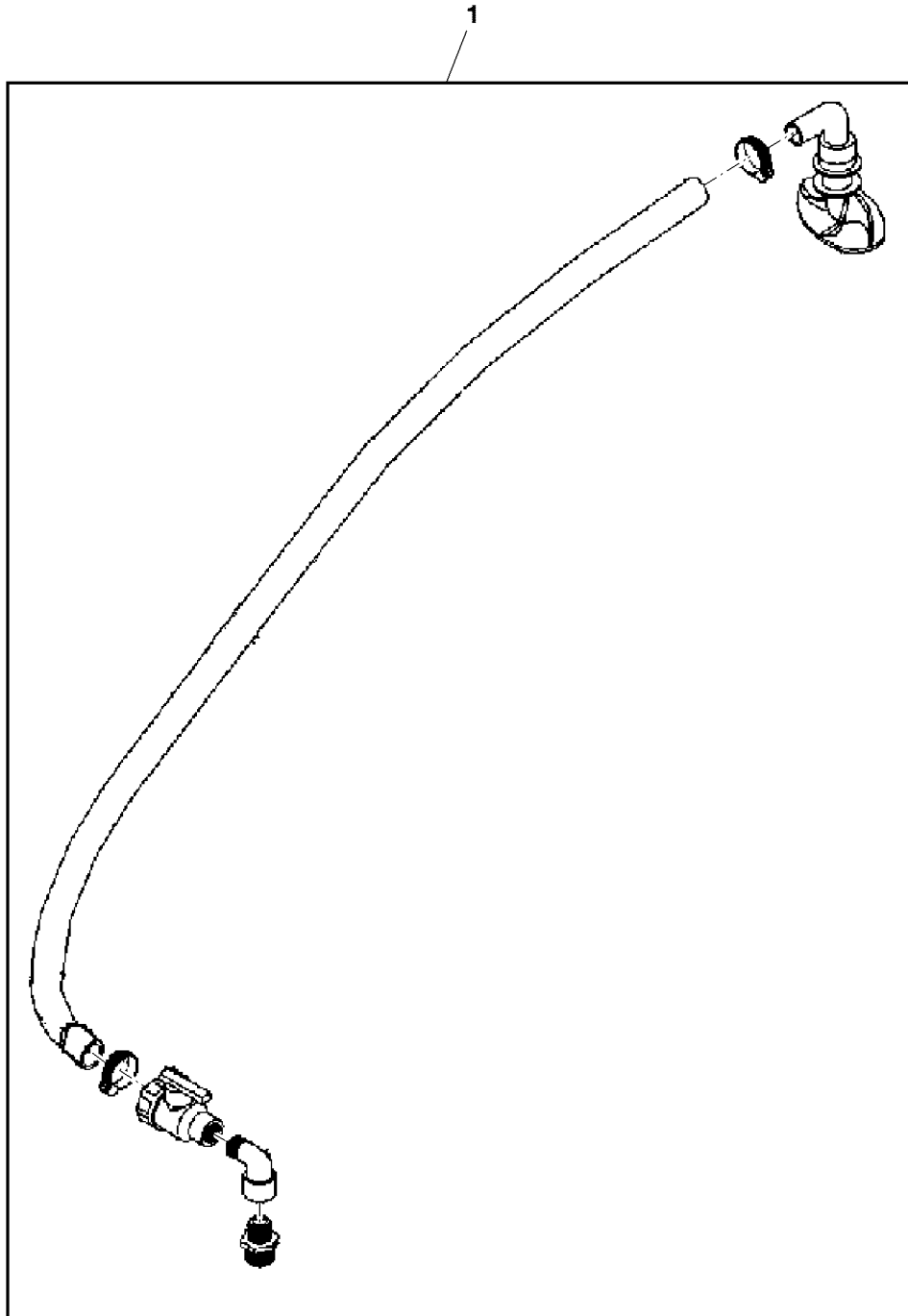
---

| Key | Part No.    | Part Name     | Qty. | Serial No. | Remarks |
|-----|-------------|---------------|------|------------|---------|
| 1   | PMSL050-90  | Elbow Fitting | 1    |            |         |
| 2   | MT4374      | Process Valve | 1    |            |         |
| 3   | PMHB050-038 | Fitting       | 1    | -090000    |         |
|     | UC16013     | Elbow Fitting | 1    | 090001-    |         |
| 4   | TY22465     | Hose Clamp    | 1    |            |         |
| 5   | TY24411     | Bulk Hose     | AR   |            |         |

---

Attachment, Rinse Deflector  
Accessoire, déflecteur de rinçage  
Zubehör, Spülabweiser  
Attrezzo, deflettore risciacquo  
Accesorio, deflector de enjuague  
Fäste, skräpavskiljare

BM19979 A.1



BM19979

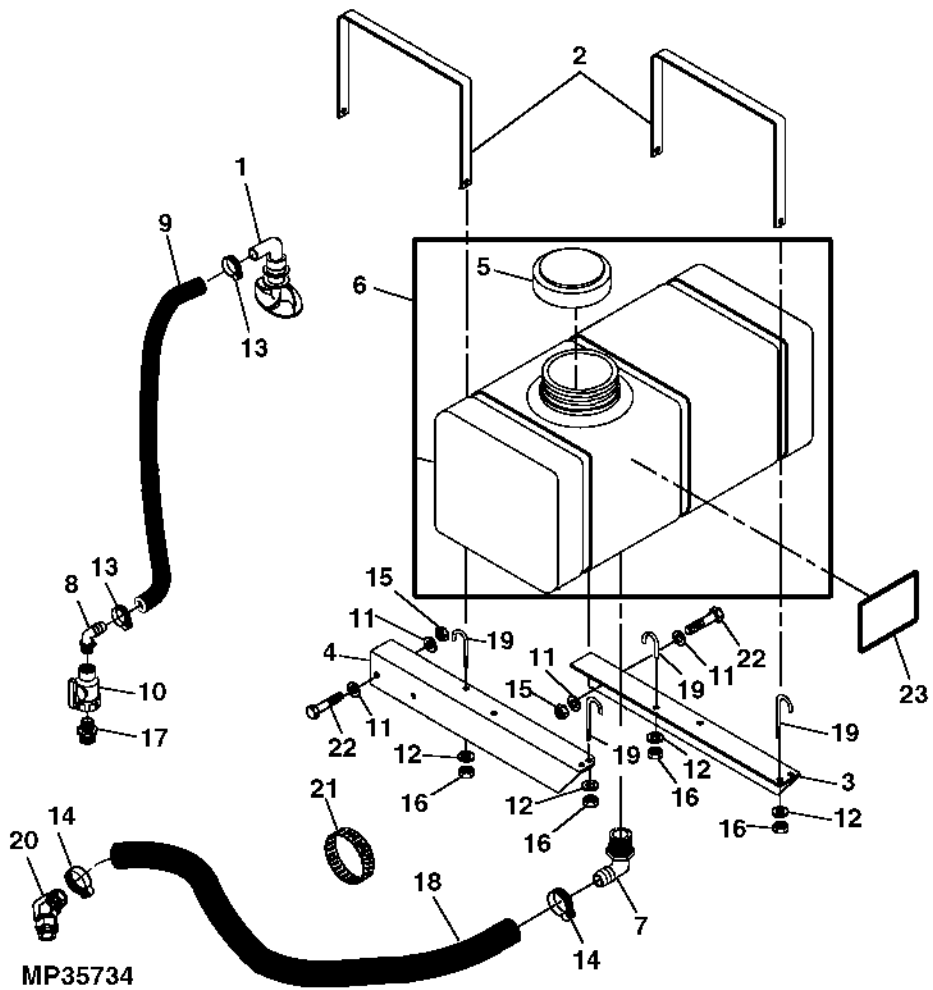
---

| <i>Key</i> | <i>Part No.</i> | <i>Part Name</i> | <i>Qty.</i> | <i>Serial No.</i> | <i>Remarks</i> |
|------------|-----------------|------------------|-------------|-------------------|----------------|
| 1          | BM19979         | Tank Kit         | 1           |                   |                |

---

RINSE TANK (OPTIONAL)  
 RESERVOIR DE RINCAGE (EN OPTION)  
 SPEULTANK (OPTIONAL)  
 GRUPPO DEL SERBATOIO DI RISCIAQUO (OPZIONALE)  
 MONTAJE DEL DEPOSITO DE ENJUAGUE (OPCIONAL)  
 SKOELJTANKSENHET (EXTRAUTR.)

MP35734 A.1

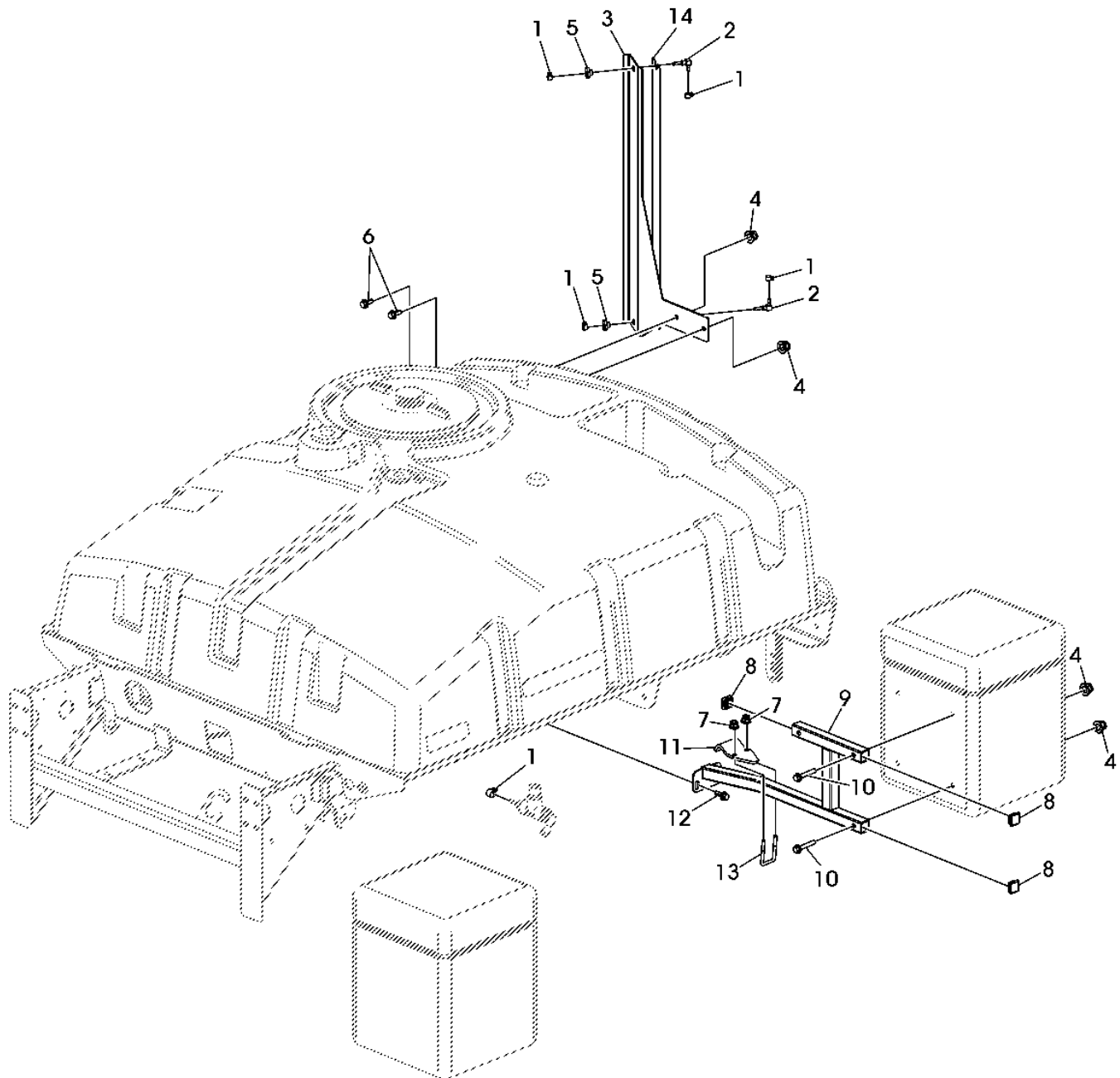




| Key | Part No.     | Part Name       | Qty. | Serial No. | Remarks                                    |
|-----|--------------|-----------------|------|------------|--|
| 1   | MT4405       | Fitting         | 1    |            | TANK RINSER                                |
| 2   | MT4399       | Strap           | 2    |            |  |
| 3   | MT4401       | Bracket         | 1    |            | FRONT                                      |
| 4   | MT4400       | Bracket         | 1    |            | REAR                                       |
| 5   | MT4453       | Cap             | 1    |            |  |
| 6   | AMT2192      | Tank            | 1    |            | RINSE (ALSO ORDER MT4311)                  |
| 7   | PMHB125-90   | Fitting         | 1    |            |  |
| 8   | PMHB07510090 | Hose Fitting    | 1    |            |  |
| 9   | TY24415      | Bulk Hose       | 1    |            | (CUT TO LENGTH)                            |
| 10  | PMUV075FP    | Control Valve   | 1    |            |  |
| 11  | 24M7096      | Washer          | 8    |            | 10.500 X 18 X 1.600 mm                     |
| 12  | 24M7036      | Washer          | 4    |            | 9 X 16 X 1.600 mm                          |
| 13  | TY22467      | Clamp           | 2    |            |  |
| 14  | TY22468      | Clamp           | 2    |            |  |
| 15  | 14M7167      | Lock Nut        | 4    |            | M10  |
| 16  | 14M7166      | Lock Nut        | 4    |            | M8   |
| 17  | PMRN100-075  | Threaded Nipple | 1    |            |  |
| 18  | PM300EPDM125 | Bulk Hose       | 1    |            |  |
| 19  | MT4404       | Bolt            | 4    |            |  |
| 20  | PMHB15012590 | Elbow Fitting   | 1    |            | 1 1/2" (38.1 MM), THREAD (USE IF REQUIRED) |
| 21  | H77698       | Tie Band        | 4    |            |  |
| 22  | 19M7167      | Cap Screw       | 4    |            | M10 X 25                                   |
| 23  | MT4311       | Label           | 1    |            | WATER SAFETY WARNING                       |

CE Conversion Kit  
 Colis d'adaptation CE  
 CE-Umrüstszat  
 Kit di conversione CE  
 Conjunto de modificación CE  
 CE Ombyggnadssats

PU01585 A.1



PU01585

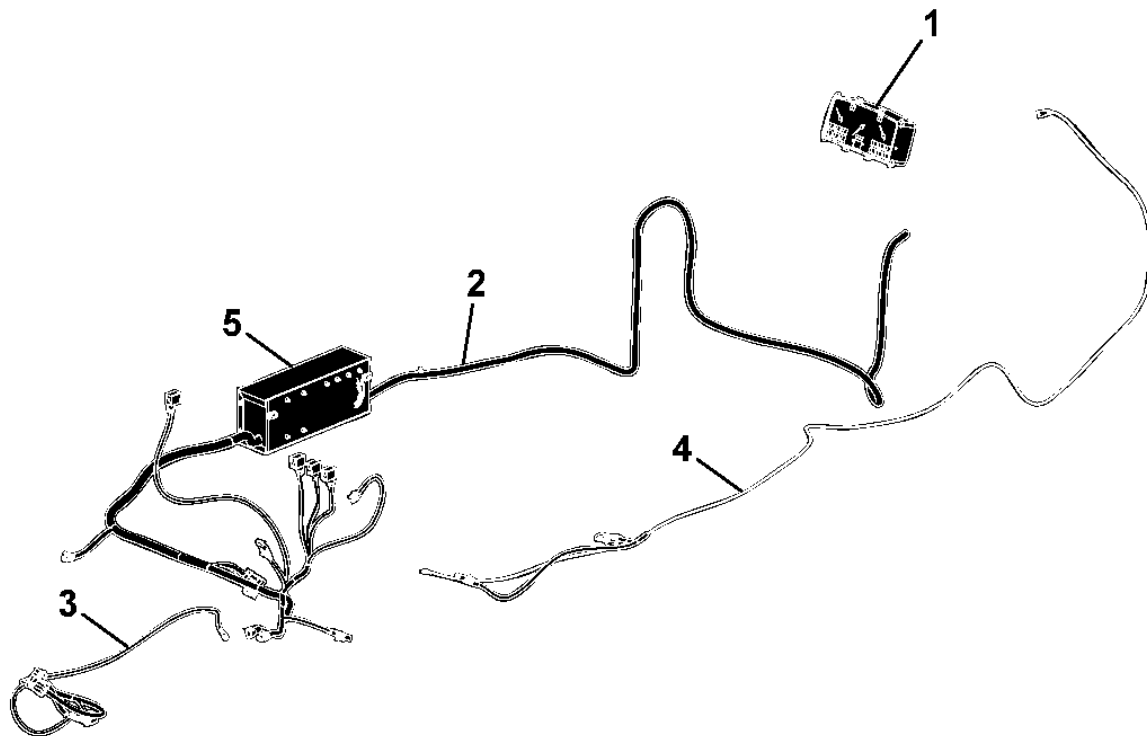
| Key | Part No. | Part Name     | Qty. | Serial No. | Remarks   |
|-----|----------|---------------|------|------------|---|
| 1   | TY22462  | Clamp         | 6    |            | USE WITH TCU26795   |
| 2   | M65796   | Elbow Fitting | 2    |            | USE WITH TCU26795   |
| 3   | TCU26795 | Bracket       | 1    |            |   |
| 4   | 14M7400  | Lock Nut      | 5    |            | M10, USE WITH TCU26795  |
| 5   | M149638  | Bushing       | 2    |            | USE WITH TCU26795   |
| 6   | 19M7785  | Screw         | 2    |            | M10 X 25, USE WITH TCU26795   |
| 7   | 14M7396  | Lock Nut      | 2    |            | M8, (A)   |
| 8   | TCU27067 | Plug          | 3    |            | (A)   |
| 9   | TCA19552 | Bracket       | 1    |            | (A)   |
| 10  | 19M7807  | Screw         | 3    |            | M10 X 60, (A)   |
| 11  | TCU27006 | Bracket       | 1    |            | (A)   |
| 12  | 19M7786  | Screw         | 2    |            | M10 X 30, , (A)   |
| 13  | M120212  | U-Bolt        | 1    |            | (A)   |
| 14  | TCU26946 | Label         | 1    |            | USE WITH TCU26795   |
| 15  | TCB11426 | Kit           | 1    | -055000    | Not Illustrated, WHOLE GOODS, (INCLUDES LABELS),<br>(ALSO INCLUDES TCA15872, UC24981; SUB FOR<br>M175325, PMK010-0406, PMK3150-12, (2) TCU19892,<br>TCU20270, TCU20271) (INCLUDES PARTS MARKED (A)) |
|     | TCA15872 | Cover         | 1    |            |   |
|     | TCU19892 | Pin Fastener  | 2    |            |   |
|     | TCU20270 | Gasket        | 1    |            | Lid to Ring   |
|     | TCU20271 | Gasket        | 1    |            | Lid Ring to Tank  |
| 16  | .....    | Hose          | AR   |            | Not Illustrated, MF UC24981; SUB FOR M154055 OR<br>M175325  |



Sectional Pictorial Index  
 Index d'illustrations par sections.  
 Gruppenbildindex  
 Índice ilustrado delle sezioni  
 Índice de ilustraciones por secciones  
 Avsnittsbildregister

|    |    |
|----|----|
| 1- | 82 |
| 5- | 84 |
| 2- | 86 |
| 3- | 88 |
| 4- | 91 |

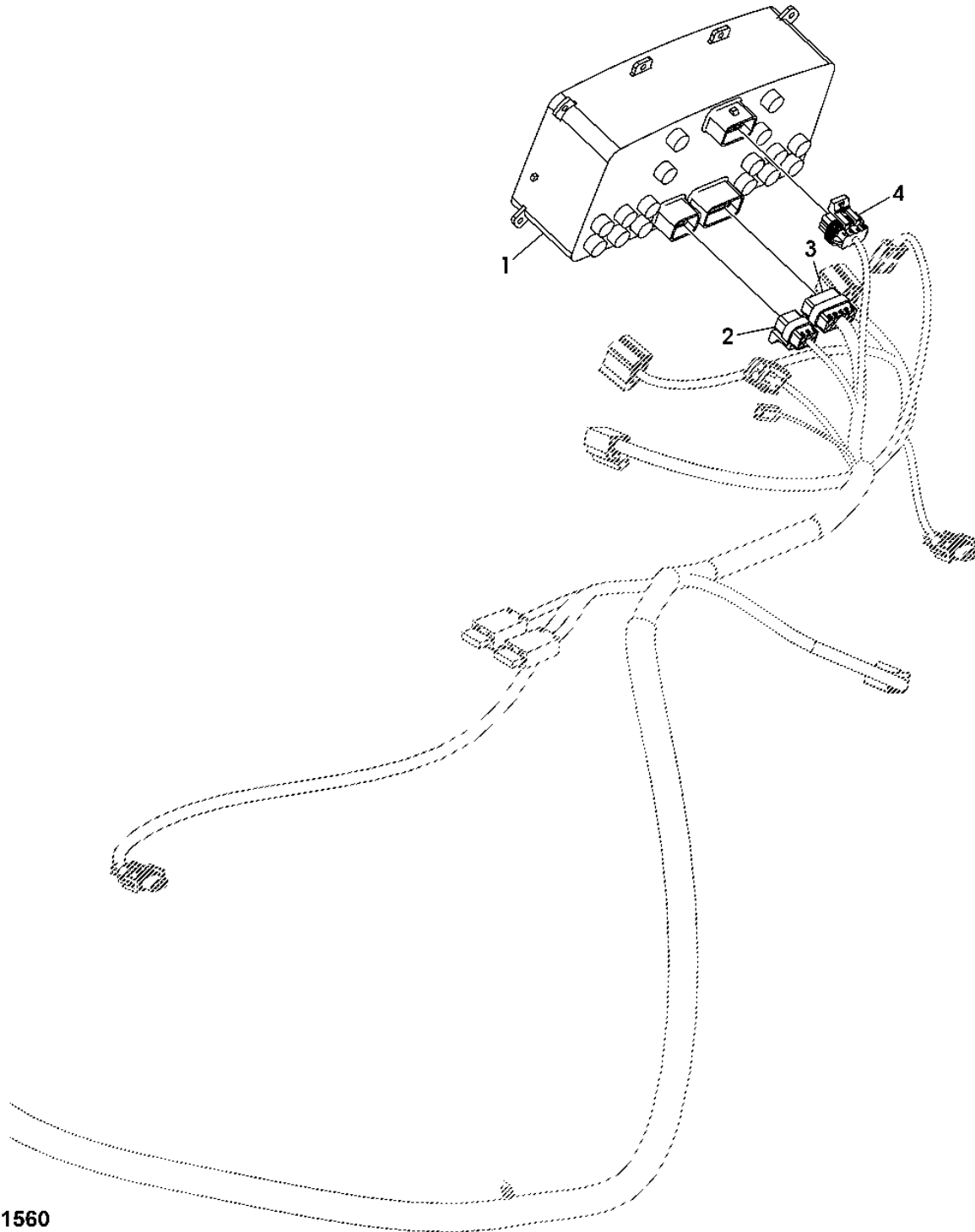
PU01542 A.1



PU01542

**INSTRUMENT PANEL  
TABLEAU DE BORD  
INSTRUMENTENTAFEL  
CRUSCOTTO  
TABLERO DE INSTRUMENTOS  
INSTRUMENTBRAEDA**

PU01560 A.1



**PU01560**

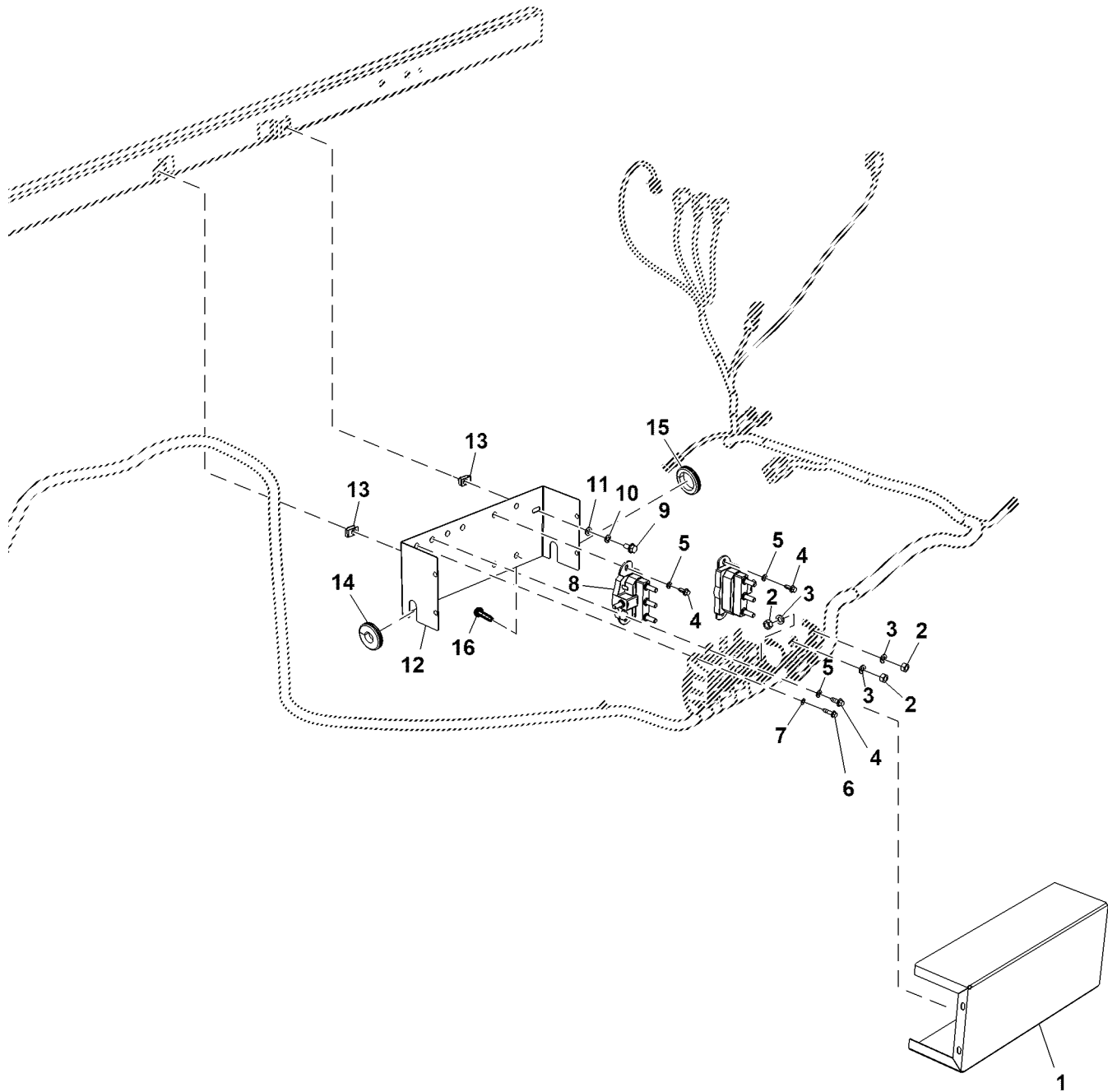
---

| <i>Key</i> | <i>Part No.</i> | <i>Part Name</i>        | <i>Qty.</i> | <i>Serial No.</i> | <i>Remarks</i> |
|------------|-----------------|-------------------------|-------------|-------------------|----------------|
| 1          | AM125580        | Instrument Cluster      | 1           |                   |                |
| 2          | 57M7260         | Elec. Connector Housing | 1           |                   |                |
| 3          | 57M7262         | Elec. Connector Housing | 1           |                   |                |
| 4          | 57M7261         | Elec. Connector Housing | 1           |                   |                |

---

Relays  
 Relais  
 Relais  
 Relè  
 Relés  
 Reläer

PU49581 A.1



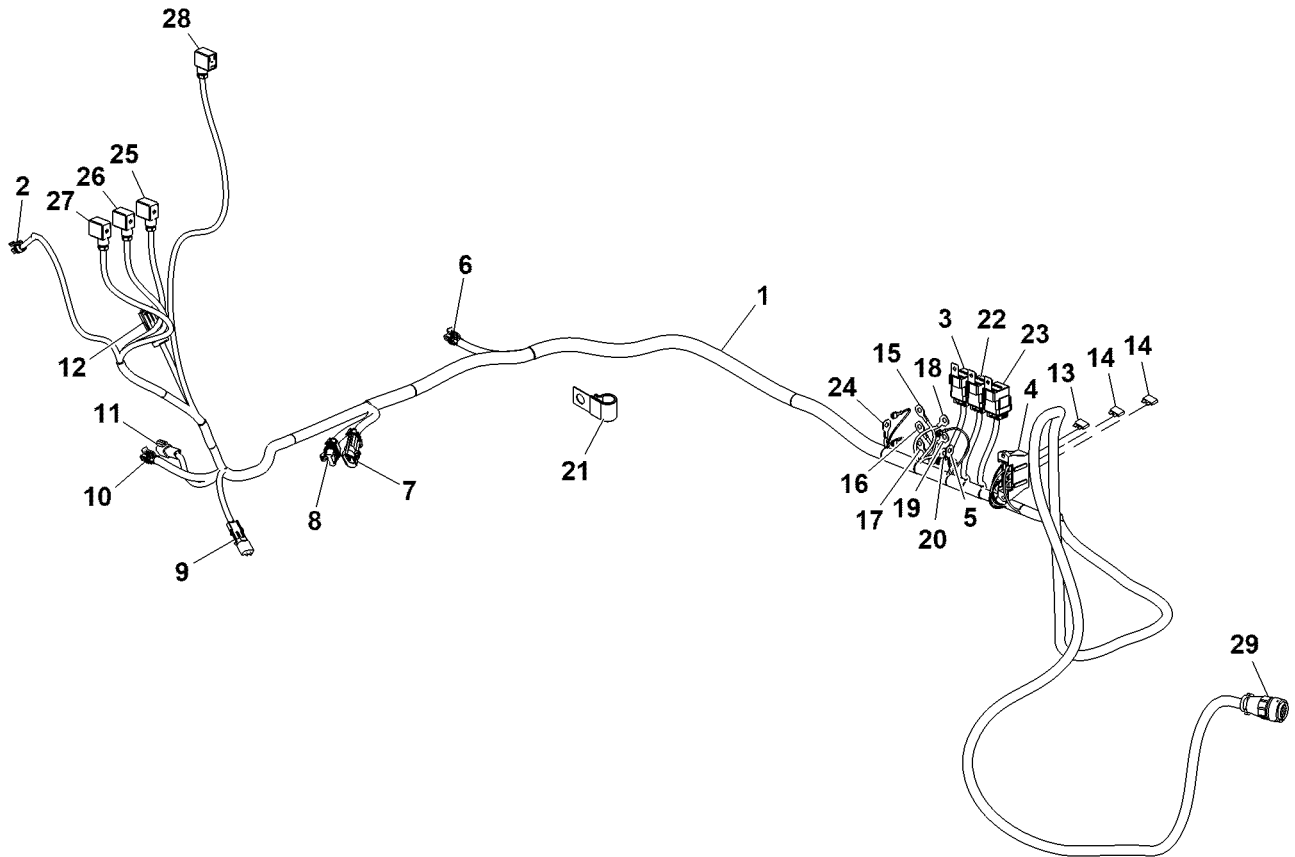
PU49581



| Key | Part No. | Part Name   | Qty. | Serial No. | Remarks               |
|-----|----------|-------------|------|------------|-----------------------|
| 1   | TCU26077 | Cover       | 1    |            |                       |
| 2   | 14H650   | Nut         | 8    |            | 5/16"                 |
| 3   | 12H303   | Lock Washer | 8    |            | 5/16"                 |
| 4   | 37H230   | Screw       | 7    |            |                       |
| 5   | 12M7006  | Lock Washer | 7    |            | 6 mm                  |
| 6   | 37M7061  | Screw       | 2    |            | M5 X 20               |
| 7   | 12M7060  | Washer      | 2    |            | 5.300 mm              |
| 8   | TCU26609 | Solenoid    | 2    |            |                       |
| 9   | 19M7865  | Screw       | 2    |            | M8 X 16               |
| 10  | 12M7065  | Lock Washer | 2    |            | 8 mm                  |
| 11  | 24M7055  | Washer      | 2    |            | 8.400 X 16 X 1.600 mm |
| 12  | TCU26076 | Bracket     | 1    |            |                       |
| 13  | M84971   | Nut         | 2    |            |                       |
| 14  | UC10159  | Grommet     | 1    |            |                       |
| 15  | UC10158  | Grommet     | 1    |            |                       |
| 16  | .....    | Screw       | 2    |            |                       |

Chassis Wiring Harness  
 Faisceau châssis  
 Chassis-Kabelbaum  
 Sistema di cavi telaio  
 Grupo de cables de chasis  
 Chassikabelhärva

PU49567 A.1

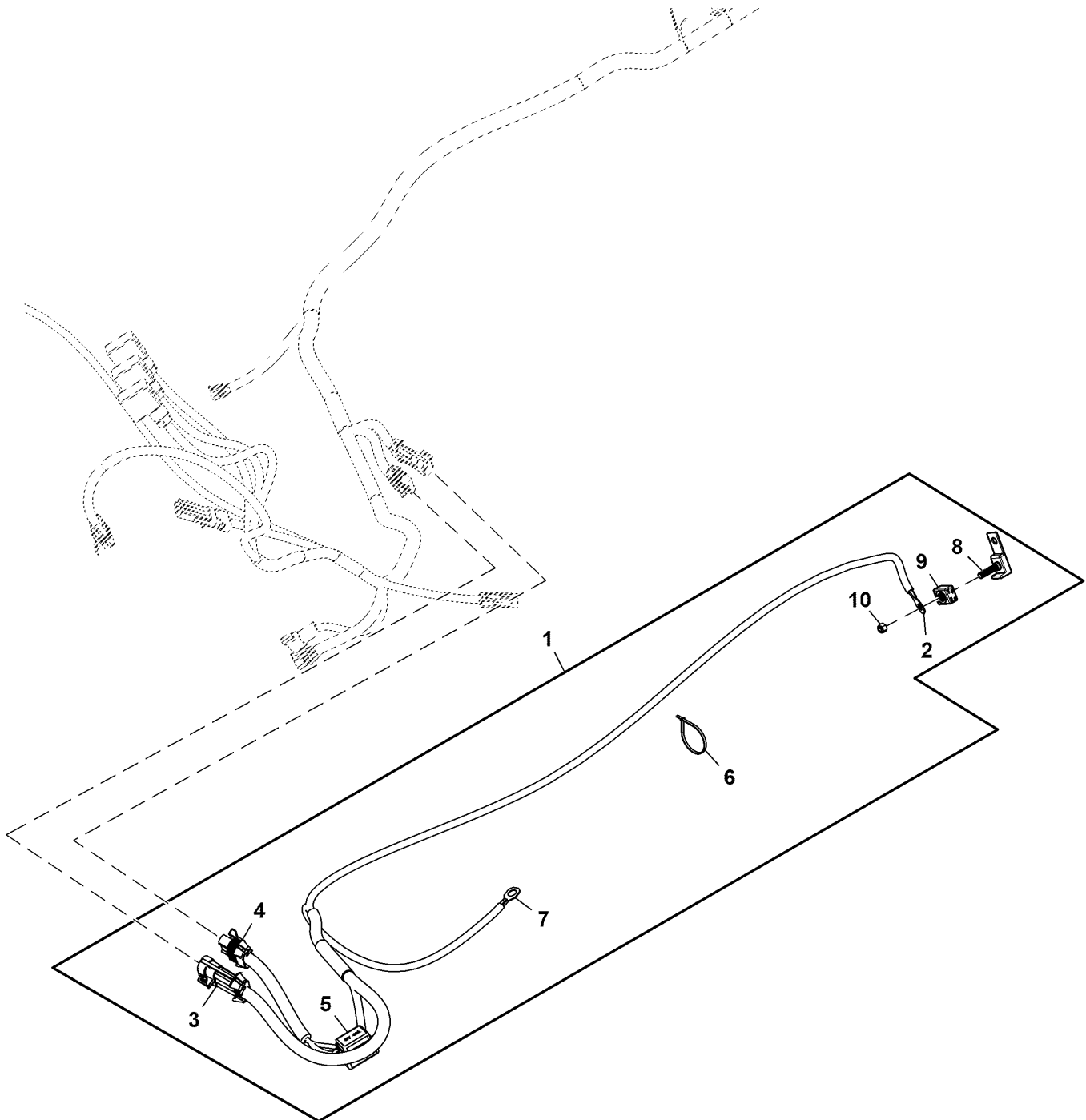


PU49567

| Key | Part No. | Part Name                    | Qty. | Serial No. | Remarks                                       |
|-----|----------|------------------------------|------|------------|---|
| 1   | TCA19098 | Wiring Harness               | 1    |            | INCLUDES (4) TCU27864 AND TY22417             |
| 2   | 57M7796  | Elec. Connector Housing      | 1    |            | C-15, To Pressure Switch                      |
| 3   | AM123716 | Relay                        | 1    |            | 12 V, K1, Main Disconnect Relay               |
| 4   | 57M8828  | Elec. Connector Accessory    | 1    |            | SUB FOR T126786                               |
| 5   | 57M8867  | Elec. Connector Terminal     | 1    |            | T-4, Right Boom Solenoid                      |
| 6   | 57M7309  | Elec. Connector Housing      | 1    |            | C-4, M1 Left Boom Actuator Motor              |
|     | 57M7306  | Elec. Connect Locking Device | 1    |            |   |
|     | 57M7299  | Elec. Connector Terminal     | 2    |            | Cavity A, B                                   |
| 7   | 57M7701  | Elec. Connector Terminal     | 1    |            | C-12  |
| 8   | 57M7832  | Elec. Connector Terminal     | 1    |            | C-10  |
| 9   | R78053   | Electrical Connector Assy    | 1    |            | C-11  |
|     | R78063   | Elec. Connector Seal         | 1    |            |   |
|     | RE12363  | Electrical Connector Assy    | 1    |            |   |
|     | R78064   | Elec. Connector Cavity Plug  | 3    |            |   |
| 10  | 57M7626  | Elec. Connector Terminal     | 1    |            | C-5, M2 Right Boom Actuator Motor             |
|     | 57M7306  | Elec. Connect Locking Device | 1    |            |   |
|     | 57M7299  | Elec. Connector Terminal     | 2    |            | Cavity A, B                                   |
| 11  | 57M7626  | Elec. Connector Terminal     | 1    |            | C-13, To Optional Flow Meter                  |
|     | 57M7627  | Electrical Connector Assy    | 1    |            |   |
|     | 57M8164  | Elec. Connector Terminal     | 3    |            | Cavity A, B, C                                |
| 12  | RE12364  | Electrical Connector Assy    | 1    |            | C-6, To Optional Foam Marker                  |
|     | R78057   | Elec. Connector Terminal     | 3    |            | SUB FOR 57M7303, Cavity A, B, C               |
|     | R78054   | Electrical Connector Assy    | 1    |            |   |
|     | R78064   | Elec. Connector Cavity Plug  | 4    |            |   |
| 13  | 99M7064  | Fuse                         | 1    |            | 7.5 A   |
| 14  | 99M7065  | Fuse                         | 2    |            | 15 A  |
| 15  | 57M8867  | Elec. Connector Terminal     | 1    |            | T-14, Right Boom Solenoid                     |
| 16  | 57M8867  | Elec. Connector Terminal     | 1    |            | T-9, Right Boom Solenoid                      |
| 17  | 57M8867  | Elec. Connector Terminal     | 1    |            | T-8, Left Boom Solenoid                       |
| 18  | 57M8867  | Elec. Connector Terminal     | 1    |            | T-7, Left Boom Solenoid                       |
| 19  | 57M8867  | Elec. Connector Terminal     | 1    |            | T-3, Left Boom Solenoid                       |
| 20  | 57M8867  | Elec. Connector Terminal     | 1    |            | T-13, Right Boom Solenoid                     |
| 21  | AH89557  | Clip                         | 3    |            |   |
| 22  | AM123716 | Relay                        | 1    |            | 12 V, K2, Right Boom Disconnect Relay         |
| 23  | AM123716 | Relay                        | 1    |            | 12 V, K3, Hose and Left Boom Disconnect Relay |
| 24  | 57M8867  | Elec. Connector Terminal     | 1    |            | T-10, Right Boom Solenoid                     |
| 25  | .....    | Elec. Connector Terminal     | 1    |            | C-7, Right Boom Regulator Valve               |
| 26  | .....    | Elec. Connector Terminal     | 1    |            | C-8, Center Boom Regulator Valve              |
| 27  | .....    | Elec. Connector Terminal     | 1    |            | C-9, Left Boom Regulator Valve                |
| 28  | .....    | Elec. Connector Terminal     | 1    |            | C-3, Pressure Regulator                       |
| 29  | .....    | Elec. Connector Terminal     | 1    |            | C-16, Sprayer Control Console                 |

Power Wiring Harness  
 Faisceau d'alimentation  
 Stromversorgungs-Kabelbaum  
 Fascio cavi di alimentazione  
 Grupo de cables de alimentación  
 Strömförsörjningskablage

TC600316 A.1

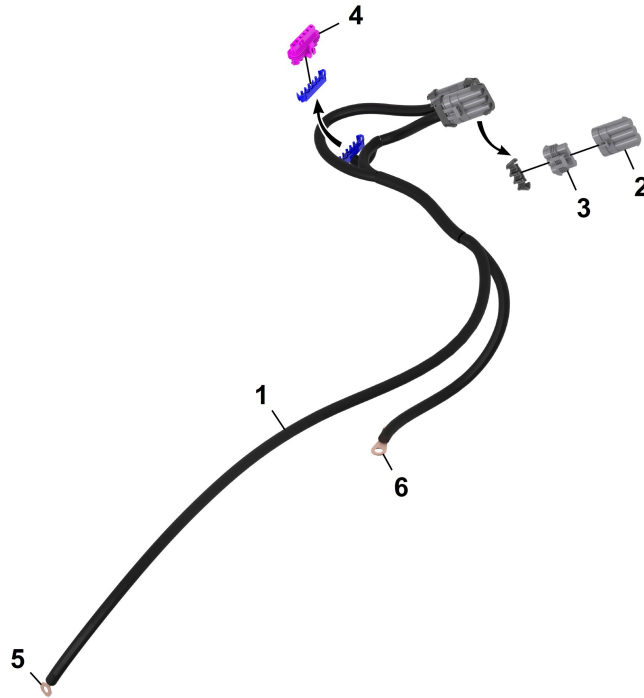


TC600316

| Key | Part No. | Part Name                 | Qty. | Serial No. | Remarks   |
|-----|----------|---------------------------|------|------------|---|
| 1   | TCA19453 | Wiring Harness            | 1    |            | ORDER AUC20785; ALSO ORDER TCU30008, TCU30009, M40333 |
|     | AUC20785 | Wiring Harness            | 1    |            |   |
| 2   | 57M8867  | Elec. Connector Terminal  | 1    |            | T-1, Starter  |
| 3   | .....    | Elec. Connector Terminal  | 1    |            | C-12A, To W1 Main Wiring Harness                      |
|     | 57M7701  | Elec. Connector Terminal  | 2    |            | Cavity A, B   |
|     | 57M7700  | Elec. Connector Terminal  | 1    |            | Cavity C  |
|     | 57M7705  | Elec. Connector Terminal  | 3    |            |   |
| 4   | F432009  | Electrical Connector Assy | 1    |            | C-10A, To W1 Main Wiring Harness                      |
|     | 57M7832  | Elec. Connector Terminal  | 1    |            | Cavity A, B   |
|     | F432012  | Elec. Connector Terminal  | 1    |            | Cavity C  |
|     | 57M7705  | Elec. Connector Terminal  | 3    |            |   |
| 5   | AMT2196  | Circuit Breaker           | 1    |            | SUB FOR APPL AUC20785                                 |
|     | AUC20785 | Wiring Harness            | 1    |            | Components On Separate Page                           |
| 6   | H77698   | Tie Band                  | 2    |            |   |
| 7   | .....    | Elec. Connector Terminal  | 1    |            | T-2, Chassis Ground                                   |
| 8   | TCU30009 | Fuse                      | 1    |            |   |
| 9   | TCU30008 | Fuse                      | 1    |            |   |
| 10  | M40333   | Lock Nut                  | 1    |            |   |

Wiring Harness  
Faisceau  
Kabelbaum  
Cablaggio  
Grupo de cables  
Kabelhärva

TC600312 A.1

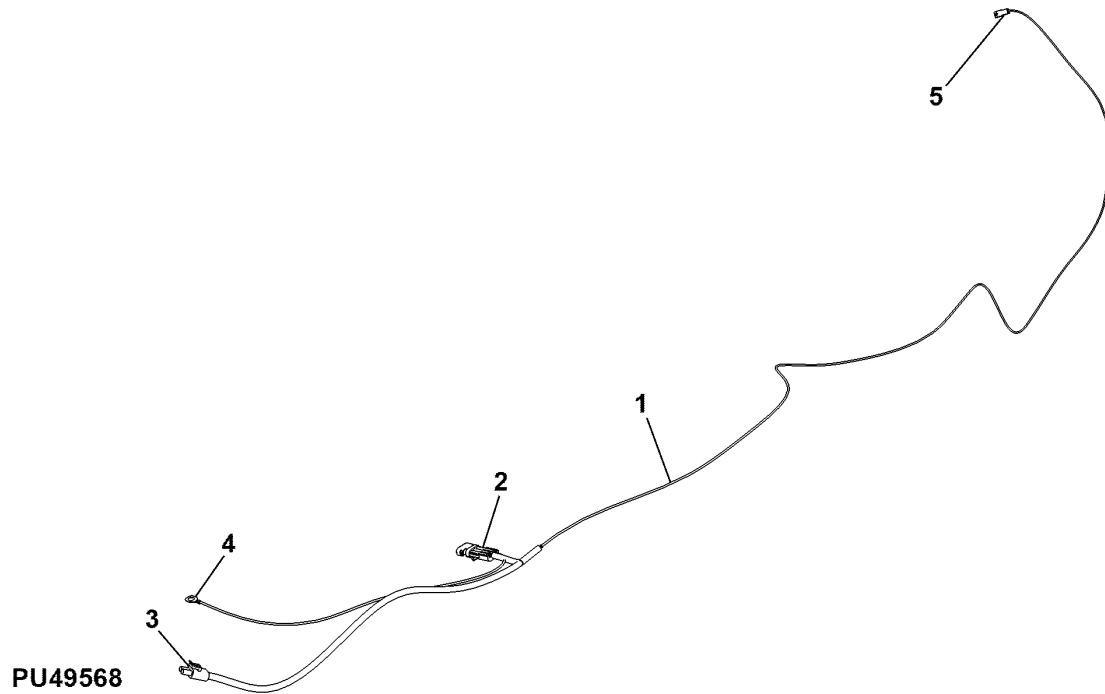


TC600312

| Key | Part No. | Part Name                  | Qty. | Serial No. | Remarks                            |
|-----|----------|----------------------------|------|------------|------------------------------------|
| 1   | AUC20785 | Wiring Harness             | 1    |            |                                    |
| 2   | 57M10931 | Elec. Connector Housing    | 1    |            | XX0012-A, Sprayer Ground Interface |
|     | 57M7701  | Elec. Connector Terminal   | 3    |            | Cavity A, B, C                     |
| 3   | 57M9908  | Elec. Connector Cable Seal | 3    |            | Cavity A, B, C                     |
|     | 57M10930 | Elec. Connector Housing    | 1    |            |                                    |
|     | 57M11018 | Elec. Connector Accessory  | 1    |            |                                    |
|     | 57M7705  | Elec. Connector Terminal   | 3    |            |                                    |
|     | 57M10930 | Elec. Connector Housing    | 1    |            | XX0013-A, Sprayer Power Interface  |
|     | 57M7832  | Elec. Connector Terminal   | 3    |            | Cavity A, B, C                     |
| 4   | 57M9908  | Elec. Connector Cable Seal | 3    |            | Cavity A, B, C                     |
|     | 57M11018 | Elec. Connector Accessory  | 1    |            |                                    |
|     | 57M7705  | Elec. Connector Terminal   | 3    |            |                                    |
|     | 57M10931 | Elec. Connector Housing    | 1    |            | XA0001, Sprayer Load Center        |
|     | 57M9406  | Elec. Connector Accessory  | 1    |            | Cavity A, B, C, D, E, F            |
|     | 57M9916  | Elec. Connector Terminal   | 6    |            |                                    |
| 5   | 57M9217  | Elec. Connector Seal       | 6    |            | Cavity A, B, C, D, E, F            |
|     | 57M8326  | Electrical Connector Assy  | 1    |            |                                    |
|     | 57M7691  | Fuse                       | 1    |            |                                    |
|     | UC34107  | Elec. Connector Accessory  | 2    |            |                                    |
|     | 57M17059 | Elec. Connector Accessory  | 1    |            |                                    |
|     | 57M10932 | Elec. Connector Terminal   | 1    |            | XB0001, Starter Power Supply       |
| 6   | 57M10932 | Elec. Connector Terminal   | 1    |            | Cavity 1                           |
|     | M153119  | Boot                       | 1    |            |                                    |
|     | 57M11568 | Elec. Connector Terminal   | 1    |            | XGND0001, Chassis Ground           |
|     | 57M11568 | Elec. Connector Terminal   | 1    |            | Cavity 1                           |

Console Wiring Harness  
 Faisceau de câblage de console  
 Kabelbaum der Konsole  
 Cavo consolle  
 Mazo de cables de la consola  
 Konsolkablage

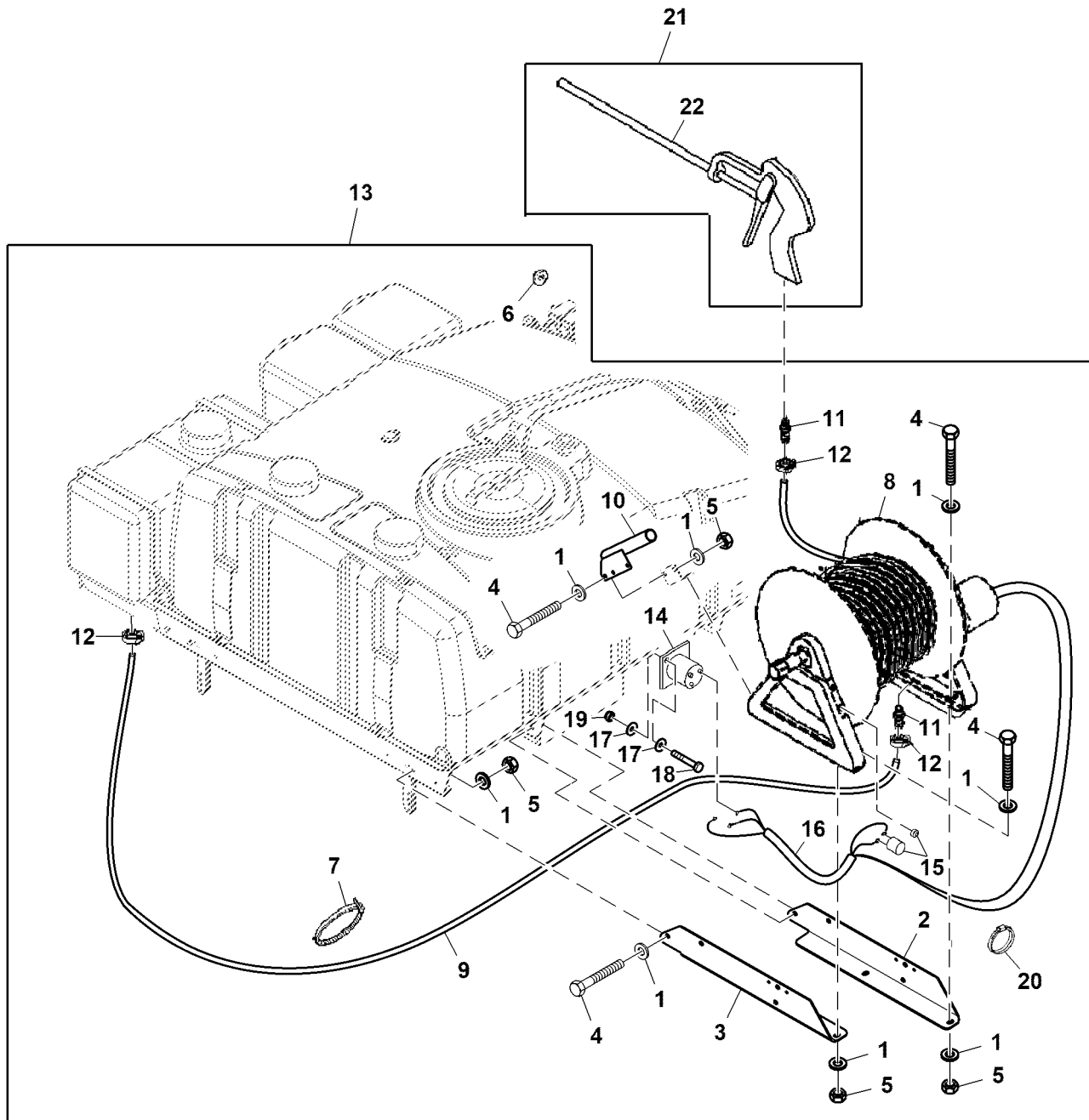
PU49568 A.1



| Key | Part No. | Part Name                   | Qty. | Serial No. | Remarks                          |
|-----|----------|-----------------------------|------|------------|----------------------------------|
| 1   | TCA19454 | Wiring Harness              | 1    |            |                                  |
| 2   | R78054   | Electrical Connector Assy   | 1    |            | C2, To Speed Sensor (Option)     |
|     | R78061   | Elec. Connector Terminal    | 2    |            | Cavity A, B                      |
|     | 57M7251  | Elec. Connector Terminal    | 1    |            | Cavity C                         |
|     | R78064   | Elec. Connector Cavity Plug | 3    |            |                                  |
| 3   | RE12363  | Electrical Connector Assy   | 1    |            | C18, To W1 Main Wiring Hanress   |
|     | R78057   | Elec. Connector Terminal    | 1    |            | SUB FOR 57M7303, Cavity A        |
|     | R78060   | Elec. Connector Terminal    | 1    |            | Cavity B                         |
|     | R78064   | Elec. Connector Cavity Plug | 3    |            |                                  |
| 4   | 57M9536  | Elec. Connector Terminal    | 1    |            | T-16, To Machine W1 Frame Ground |
| 5   | T28585   | Electrical Connector Assy   | 1    |            | C-1, To Machine Switched Power   |
|     | T34067   | Elec. Connector Terminal    | 1    |            | SUB FOR R65597                   |

Reel, Electrical Hose Kit  
 Rabatteur, kit de flexible électrique  
 Haspel, elektrisch, Schlauchsatz  
 Kit avvolgitubo elettrico  
 Molinete, juego de manguera eléctrica  
 Haspel, elektrisk slangsats

TC520033 A.1



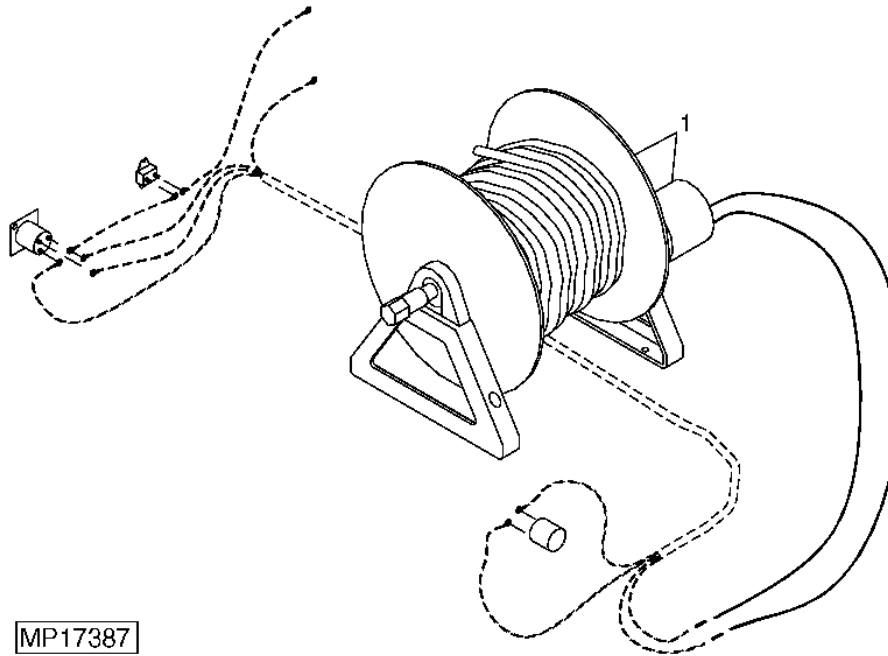
TC520033



| Key | Part No. | Part Name         | Qty. | Serial No. | Remarks                |
|-----|----------|-------------------|------|------------|------------------------|
| 1   | 24M7096  | Washer            | 20   |            | 10.500 X 18 X 1.600 mm |
| 2   | MT6709   | Bracket           | 1    |            | RH                     |
| 3   | MT6710   | Bracket           | 1    |            | LH                     |
| 4   | 19M7167  | Cap Screw         | 10   |            | M10 X 25               |
| 5   | 14M7167  | Lock Nut          | 10   |            | M10                    |
| 6   | MT6875   | Bushing           | 3    |            |                        |
| 7   | MT6874   | Strap             | 2    |            |                        |
| 8   | AMT2233  | Reel              | 1    |            |                        |
| 9   | MT4565   | Hose              | 1    |            |                        |
| 10  | MT4567   | Holder            | 1    |            |                        |
| 11  | PMHB050  | Fitting           | 3    |            | SUB FOR PMHB-050       |
| 12  | RE32361  | Hose Clamp        | 4    |            |                        |
| 13  | BM19261  | Turf Care Sprayer | 1    |            |                        |
| 14  | AMT2236  | Solenoid          | 1    |            |                        |
| 15  | AMT2237  | Switch            | 1    |            | INCLUDES (2) MT6684    |
|     | MT6684   | Ring              | 2    |            | Not Illustrated        |
| 16  | AMT2693  | Wiring Harness    | 1    |            |                        |
| 17  | 24M7054  | Washer            | 4    |            | 6.400 X 12 X 1.600 mm  |
| 18  | 19M7077  | Cap Screw         | 2    |            | M6 X 20                |
| 19  | 14M7165  | Lock Nut          | 2    |            | M6                     |
| 20  | H77698   | Tie Band          | 7    |            |                        |
| 21  | BM19876  | Kit               | 1    |            | Spray Gun              |
| 22  | AMT2234  | Spray Gun         | 1    |            |                        |

Electric Hose Reel  
 Enrouleur électrique de tuyau  
 Elektrische Schlauchhaspel  
 Avvolgitubo elettrico  
 Enrollador de manguera eléctrico  
 Elektrisk slangrulle

MP17387 A.1



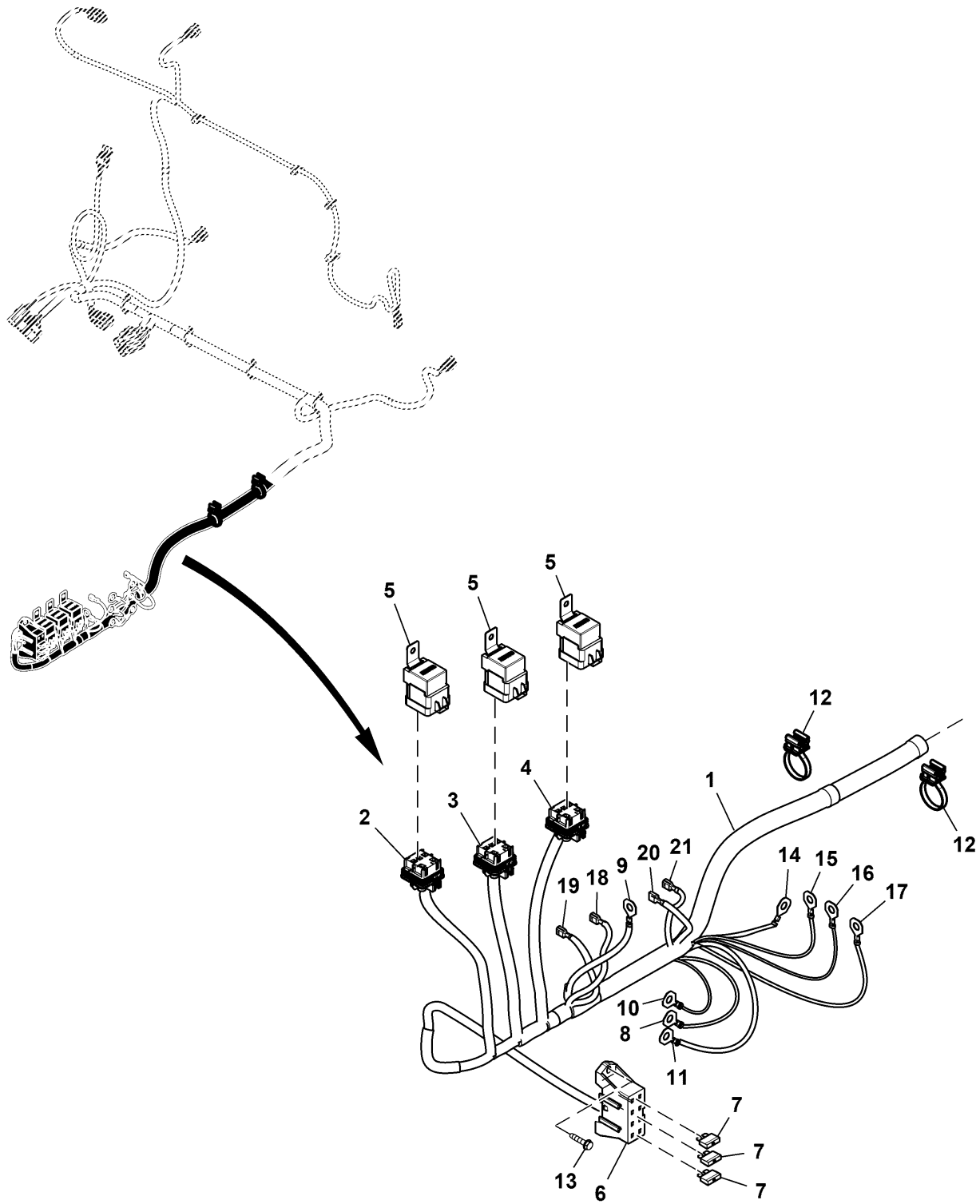
MP17387

| Key | Part No. | Part Name | Qty. | Serial No. | Remarks                                 |
|-----|----------|-----------|------|------------|---|
| 1   | AMT2233  | Reel      | 1    |            | (INCLUDES SOLENOID AND SWITCH)          |
|     | BM19261  | Kit       | 1    |            | <b>ELECTRIC HOSE REEL (WHOLE GOODS)</b> |



Wiring Harness, Sprayer Tank (2/2)  
 Faisceau, réservoir de pulvérisateur (2/2)  
 Kabelbaum, Feldspritzenbehälter (2/2)  
 Cablaggio, serbatoio irroratrice (2/2)  
 Grupo de cables, depósito de pulverizador (2/2)  
 Kabelhärva, spruttank (2/2)

PU53883 A.1

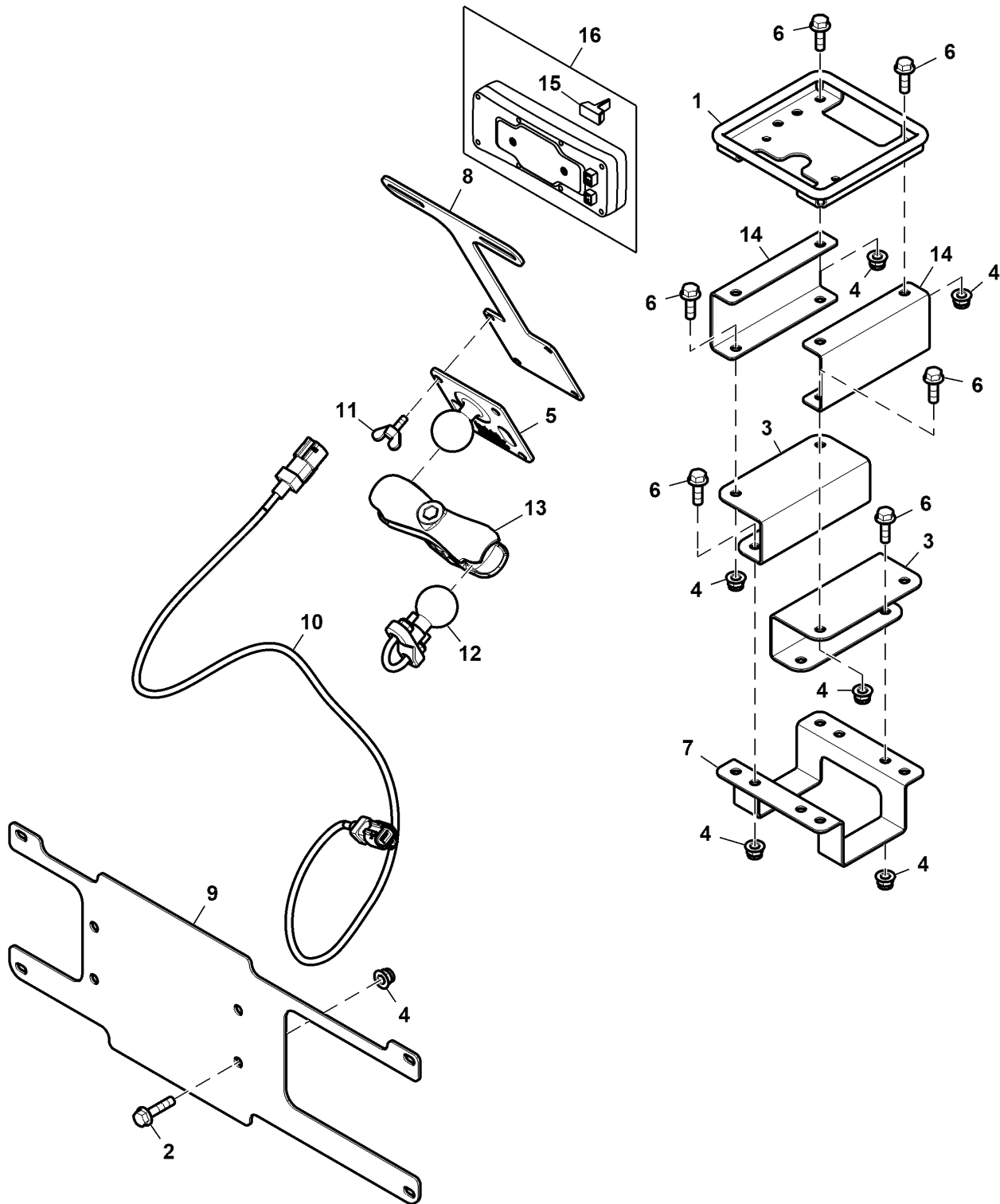


PU53883

| Key | Part No. | Part Name                    | Qty. | Serial No. | Remarks                                |
|-----|----------|------------------------------|------|------------|--|
| 1   | AUC17394 | Wiring Harness               | 1    |            | SUB FOR AUC13472 OR AUC16702           |
| 2   | 57M7966  | Elec. Connector Housing      | 1    |            | K03, Main Disconnect Relay             |
|     | 57M8892  | Elec. Connector Terminal     | 2    |            | Cavity 30, 87                          |
|     | 57M7707  | Elec. Connector Terminal     | 2    |            | Cavity 85, 86                          |
|     | 57M9218  | Elec. Connector Seal         | 2    |            | Cavity 30, 87                          |
|     | 57M9219  | Elec. Connector Seal         | 2    |            | Cavity 85, 86                          |
|     | 57M8878  | Elec. Connect Locking Device | 1    |            |  |
|     | R78064   | Elec. Connector Cavity Plug  | 1    |            | Cavity 87A                             |
| 3   | 57M7966  | Elec. Connector Housing      | 1    |            | K04, Right Boom Disconnect Relay       |
|     | 57M9198  | Elec. Connector Terminal     | 2    |            | Cavity 30, 87                          |
|     | 57M7707  | Elec. Connector Terminal     | 2    |            | Cavity 85, 86                          |
|     | 57M9217  | Elec. Connector Seal         | 2    |            | Cavity 30, 87                          |
|     | 57M9219  | Elec. Connector Seal         | 2    |            | Cavity 85, 86                          |
|     | 57M8878  | Elec. Connect Locking Device | 1    |            |  |
|     | R78064   | Elec. Connector Cavity Plug  | 1    |            | Cavity 87A                             |
| 4   | 57M7966  | Elec. Connector Housing      | 1    |            | K05, Left & Hose Boom Disconnect Relay |
|     | 57M9198  | Elec. Connector Terminal     | 2    |            | Cavity 30, 87                          |
|     | 57M7707  | Elec. Connector Terminal     | 2    |            | Cavity 85, 86                          |
|     | 57M9217  | Elec. Connector Seal         | 2    |            | Cavity 30, 87                          |
|     | 57M9219  | Elec. Connector Seal         | 2    |            | Cavity 85, 86                          |
|     | 57M8878  | Elec. Connect Locking Device | 1    |            |  |
|     | R78064   | Elec. Connector Cavity Plug  | 1    |            | Cavity 87A                             |
| 5   | SJ15811  | Relay                        | 3    |            | 12 V, SUB FOR AM123716                 |
| 6   | 57M8828  | Elec. Connector Housing      | 1    |            | F50, Main Fuse Block                   |
|     | 57M11037 | Elec. Connector Terminal     | 6    |            | Cavity 2, 3, 4, 6, 7, 8                |
| 7   | 57M7121  | Fuse                         | 3    |            | 10 A                                   |
| 8   | 57M8867  | Elec. Connector Terminal     | 1    |            | Y01-T7, Motor, Forward                 |
| 9   | 57M8867  | Elec. Connector Terminal     | 1    |            | Y01-T4, Battery Negative               |
| 10  | 57M8867  | Elec. Connector Terminal     | 1    |            | Y01-T3, Battery Positive               |
| 11  | 57M8867  | Elec. Connector Terminal     | 1    |            | Y01-T8, Motor, Reverse                 |
| 12  | AH225363 | Clip                         | 2    |            |  |
| 13  | 37H170   | Screw                        | 2    |            | 0.190" X 7/8"                          |
| 14  | 57M8867  | Elec. Connector Terminal     | 1    |            | Y02-T4, Battery Negative               |
| 15  | 57M8867  | Elec. Connector Terminal     | 1    |            | Y02-T3, Battery Positive               |
| 16  | 57M8867  | Elec. Connector Terminal     | 1    |            | Y02-T7, Motor, Forward                 |
| 17  | 57M8867  | Elec. Connector Terminal     | 1    |            | Y02-T8, Motor, Reverse                 |
| 18  | .....    | Elec. Connector Terminal     | 1    |            | Y01-T1                                 |
| 19  | .....    | Elec. Connector Terminal     | 1    |            | Y01-T2                                 |
| 20  | .....    | Elec. Connector Terminal     | 1    |            | Y02-T2                                 |
| 21  | .....    | Elec. Connector Terminal     | 1    |            | Y02-T1                                 |

Brackets and Cable  
 Supports et câble  
 Halterungen und Kabel  
 Staffe e cavo  
 Soportes y cable  
 Fästen och kabel

PU42957 A.1

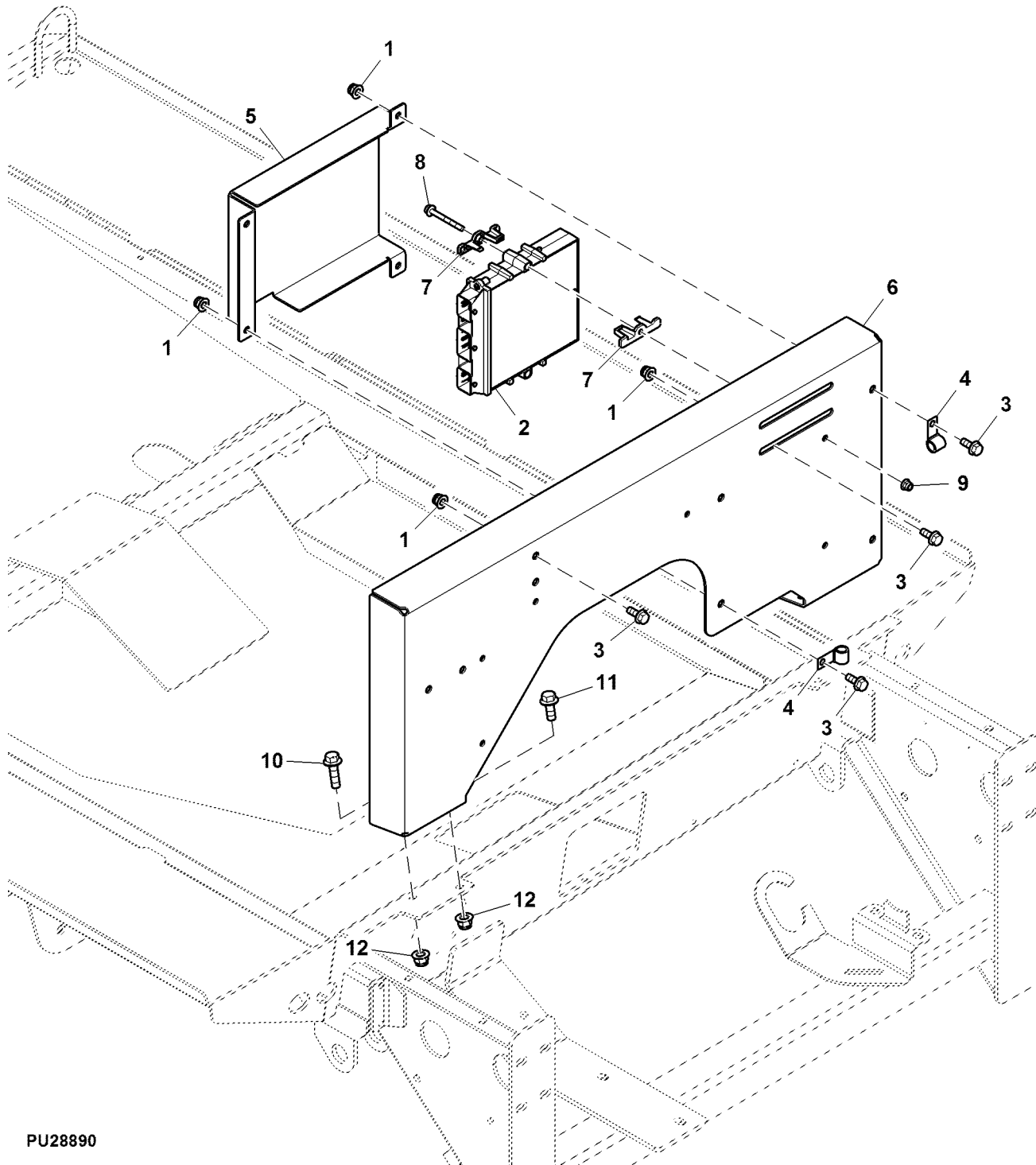


PU42957

| Key | Part No. | Part Name            | Qty. | Serial No. | Remarks                          |
|-----|----------|----------------------|------|------------|----------------------------------|
| 1   | PF81190  | Bracket Kit          | 1    |            | Roof Rack                        |
| 2   | 19M7897  | Screw                | 4    |            | M8 X 35, SUB FOR 19M8291         |
| 3   | UC10439  | Bracket              | 2    |            | GPS Star Fire Mount              |
| 4   | 14M7396  | Lock Nut             | 16   |            | M8                               |
| 5   | UC17356  | Bracket              | 1    |            | RAM Mount                        |
| 6   | 19M7867  | Screw                | 12   |            | M8 X 25                          |
| 7   | UC10438  | Bracket              | 1    |            | GPS Star Fire Mount              |
| 8   | UC17371  | Bracket              | 1    |            | Switch box to Vehicle Controller |
| 9   | UC13915  | Bracket              | 1    |            | GPS Sprayer                      |
| 10  | RE583056 | Cable                | 1    |            | Ethernet Switch                  |
| 11  | 21M1690  | Wing Screw           | 4    |            | M6 X 16                          |
| 12  | PF80460  | Knob                 | 1    |            | RAM                              |
| 13  | PF80459  | Bracket              | 1    |            | Arm, RAM Double Socket           |
| 14  | UC13987  | Bracket              | 2    |            | GPS Star Fire Mount              |
| 15  | AN202797 | Toggle/Rocker Switch | 11   |            | On-Off                           |
| 16  | PF81000  | Switch Kit           | 1    |            | ORDER PFA12637, Non-Backlit      |
|     | PFA12637 | Switch Kit           | 1    |            | Non-Backlit                      |

Controller Unit  
 Contrôleur  
 Steuereinheit  
 Unità di comando  
 Unidad de control  
 Styrenhet

PU28890 A.1



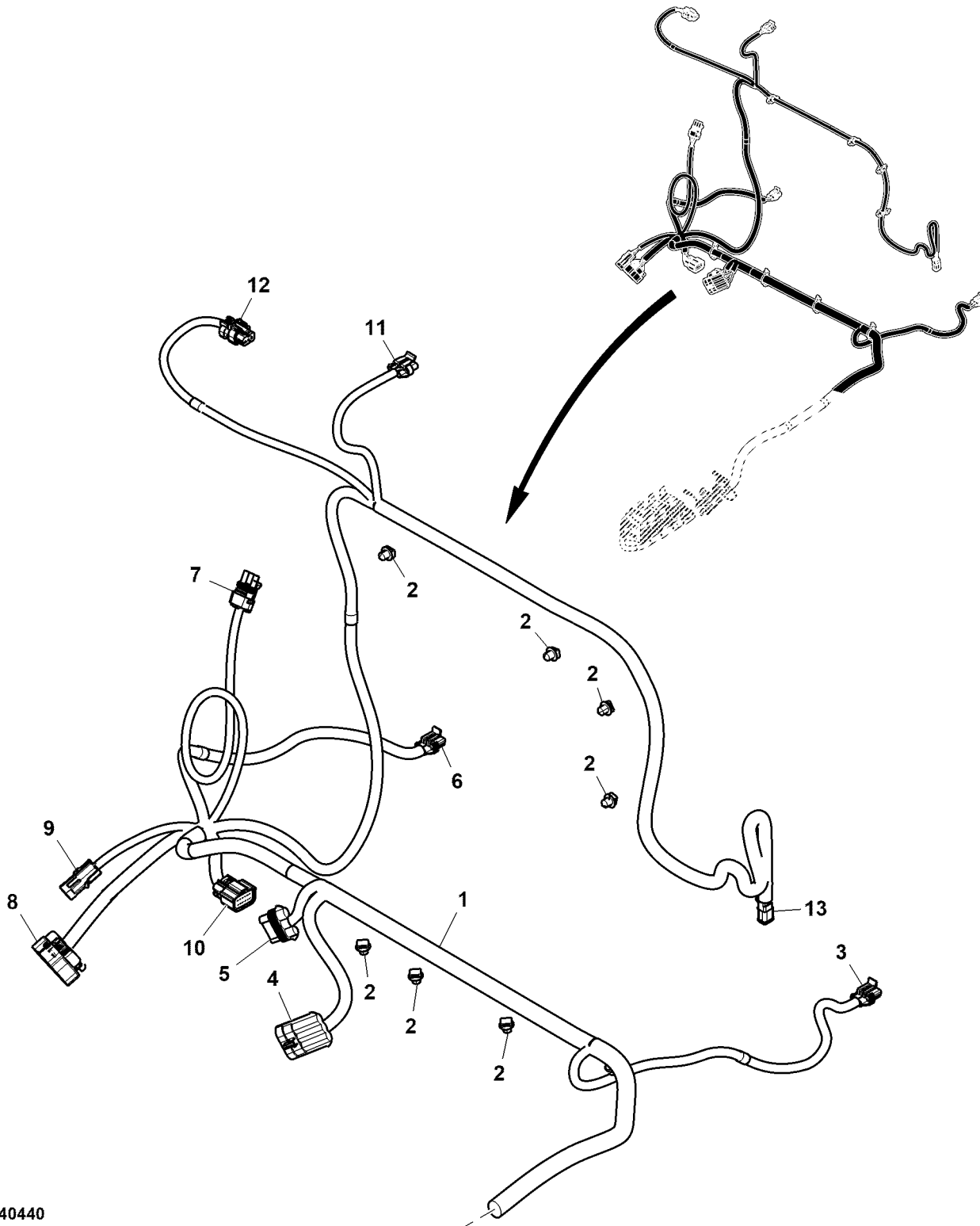
PU28890



| Key | Part No. | Part Name               | Qty. | Serial No. | Remarks         |
|-----|----------|-------------------------|------|------------|-----------------|
| 1   | 14M7396  | Lock Nut                | 8    |            | M8              |
| 2   | PF81019  | Electronic Control Unit | 1    |            |                 |
| 3   | 19M7866  | Screw                   | 8    |            | M8 X 20         |
| 4   | TCU19134 | Half Clamp              | 2    |            |                 |
| 5   | UC11408  | Cover                   | 1    |            | Rate Controller |
| 6   | UC10120  | Plate                   | 1    |            | Mounting        |
| 7   | R231112  | Isolator                | 4    |            | Controller      |
| 8   | 19M9010  | Screw                   | 2    |            | M6 X 55         |
| 9   | 14M7397  | Lock Nut                | 2    |            | M6              |
| 10  | 19M7835  | Screw                   | 2    |            | M10 X 35        |
| 11  | 19M7785  | Screw                   | 2    |            | M10 X 25        |
| 12  | 14M7465  | Lock Nut                | 4    |            | M10             |

**Wiring Harness, Sprayer Tank (1/2)**  
**Faisceau, réservoir de pulvérisateur (1/2)**  
**Kabelbaum, Feldspritzenbehälter (1/2)**  
**Cablaggio, serbatoio irroratrice (1/2)**  
**Grupo de cables, depósito de pulverizador (1/2)**  
**Kabelhärva, spruttank (1/2)**

PU40440 A.1

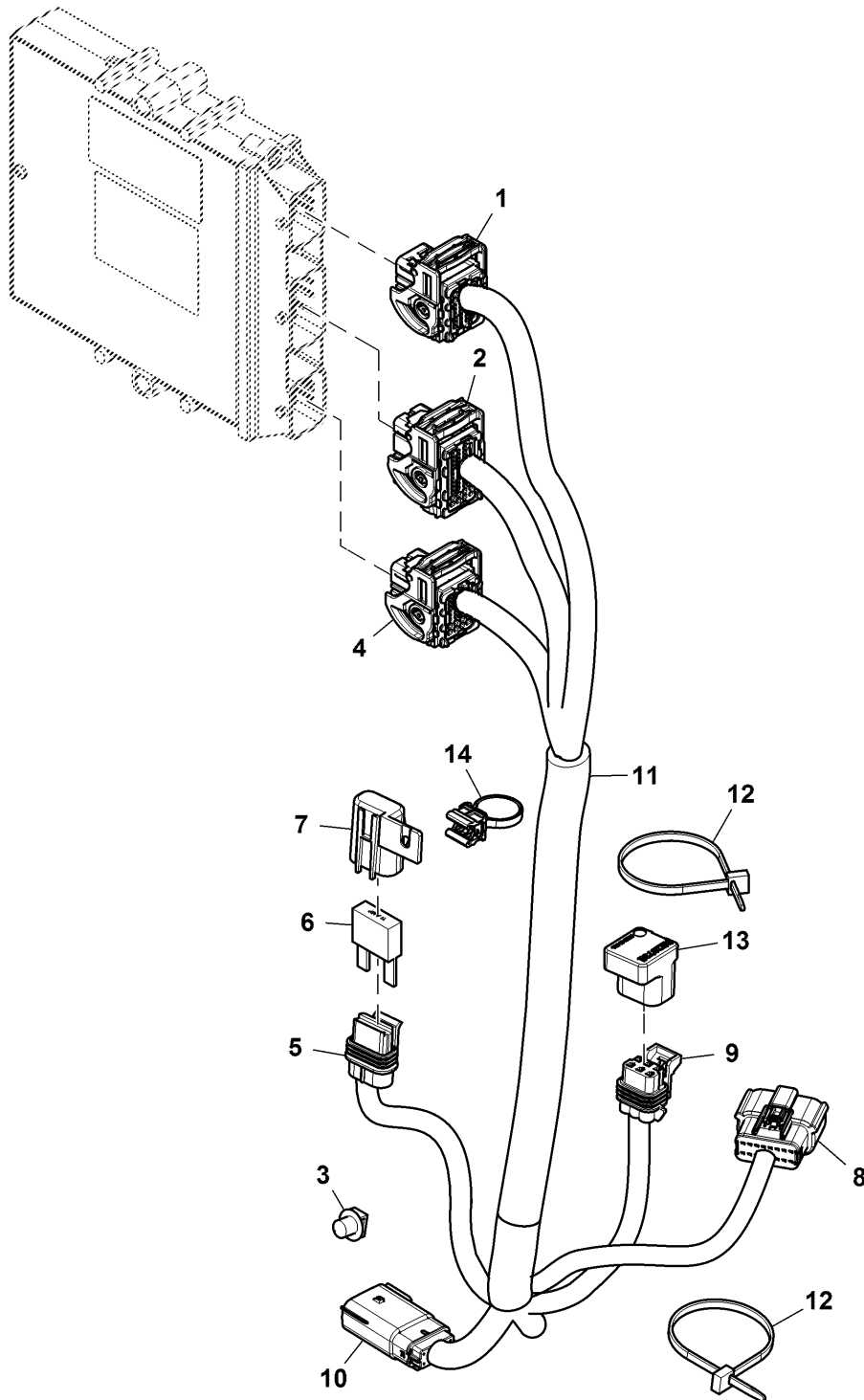


PU40440

| Key | Part No. | Part Name                   | Qty. | Serial No. | Remarks                             |
|-----|----------|-----------------------------|------|------------|-------------------------------------|
| 1   | AUC17394 | Wiring Harness              | 1    |            | SUB FOR AUC13472 OR AUC16702        |
| 2   | TCU29933 | Clip                        | 8    |            |                                     |
| 3   | 57M7309  | Elec. Connector Housing     | 1    |            | Y03, Left Boom Actuator Motor       |
|     | 57M7299  | Elec. Connector Terminal    | 2    |            | Cavity A, B                         |
|     | 57M9217  | Elec. Connector Seal        | 2    |            | Cavity A, B                         |
|     | 57M10477 | Elec. Connector Accessory   | 1    |            |                                     |
| 4   | 57M10931 | Elec. Connector Housing     | 1    |            | X13, Battery Positive Interface     |
|     | 57M7701  | Elec. Connector Terminal    | 3    |            | Cavity A, B, C                      |
| 5   | 57M10930 | Elec. Connector Housing     | 1    |            | X12, Battery Ground Interface       |
|     | 57M7832  | Elec. Connector Terminal    | 2    |            | Cavity A, B                         |
|     | 57M7489  | Elec. Connector Terminal    | 1    |            | Cavity C                            |
|     | 57M7703  | Elec. Connector Seal        | 1    |            | Cavity C                            |
| 6   | 57M7309  | Elec. Connector Housing     | 1    |            | Y04, Right Boom Actuator Motor      |
|     | 57M7299  | Elec. Connector Terminal    | 2    |            | Cavity A, B                         |
|     | 57M9217  | Elec. Connector Seal        | 2    |            | Cavity A, B                         |
|     | 57M10477 | Elec. Connector Accessory   | 1    |            |                                     |
| 7   | RE12364  | Elec. Connector Housing     | 1    |            | E18, Optional Foam Marker           |
|     | 57M10924 | Elec. Connector Terminal    | 3    |            | Cavity A, B, C                      |
|     | 57M9219  | Elec. Connector Seal        | 3    |            | Cavity A, B, C                      |
|     | R78064   | Elec. Connector Cavity Plug | 3    |            |                                     |
|     | R78054   | Electrical Connector Assy   | 1    |            |                                     |
| 8   | 57M8279  | Elec. Connector Housing     | 1    |            | X09, Front Harness Interface        |
|     | 57M8304  | Elec. Connector Terminal    | 3    |            | Cavity A, B, C                      |
|     | 57M8303  | Elec. Connector Terminal    | 10   |            | Cavity D, E, F, G, H, J, K, L, M, N |
|     | 57M8324  | Elec. Connector Cable Seal  | 3    |            | Cavity A, B, C                      |
|     | 57M8323  | Elec. Connector Cable Seal  | 10   |            | Cavity D, E, F, G, H, J, K, L, M, N |
|     | 57M11955 | Elec. Connector Accessory   | 1    |            |                                     |
|     | 57M8329  | Elec. Connector Cavity Plug | 3    |            | Cavity P, R, S                      |
| 9   | R78053   | Elec. Connector Housing     | 1    |            | X01, Speed Sensor Harness           |
|     | 57M7251  | Elec. Connector Terminal    | 1    |            | Cavity A                            |
|     | R78061   | Elec. Connector Terminal    | 1    |            | Cavity B                            |
|     | 57M9219  | Elec. Connector Seal        | 1    |            | Cavity A                            |
|     | 57M9218  | Elec. Connector Seal        | 1    |            | Cavity B                            |
|     | R78064   | Elec. Connector Cavity Plug | 1    |            |                                     |
|     | RE12363  | Electrical Connector Assy   | 1    |            |                                     |
| 10  | 57M11576 | Elec. Connector Housing     | 1    |            | X08, Controller Harness Interface   |
|     | 57M14345 | Elec. Connector Terminal    | 2    |            | Cavity 1, 2                         |
|     | 57M12786 | Elec. Connector Terminal    | 9    |            | Cavity 3, 4, 6, 7, 8, 9, 10, 11, 12 |
|     | 57M10789 | Elec. Connector Cavity Plug | 1    |            | Cavity 5                            |
| 11  | 57M8542  | Elec. Connector Housing     | 1    |            | E19, Optional Flow Meter            |
|     | 57M8571  | Elec. Connector Terminal    | 3    |            | Cavity 1, 2, 3                      |
|     | 57M7938  | Elec. Connector Seal        | 3    |            | Cavity 1, 2, 3                      |
|     | 57M7742  | Electrical Connector Assy   | 1    |            |                                     |
|     | 57M7743  | Elec. Connector Cavity Plug | 3    |            |                                     |
| 12  | 57M9780  | Elec. Connector Housing     | 1    |            | S07, Pressure Sensor                |
|     | R78065   | Elec. Connector Terminal    | 3    |            | Cavity 1, 2, 3                      |
| 13  | 57M7534  | Elec. Connector Housing     | 1    |            | N01, Pressure Regulator             |
|     | R78065   | Elec. Connector Terminal    | 2    |            | Cavity 1, 2                         |
|     | 57M7620  | Electrical Connector Assy   | 1    |            |                                     |

Rate Controller Wiring Harness  
 Faisceau de contrôleur de dose  
 Rate Controller-Kabelbaum  
 Cablaggio controllo del dosaggio  
 Grupo de cables de controlador de aguilón  
 Kabelhärva för mängdregleringsstyrenhet

PU29116 A.1



PU29116

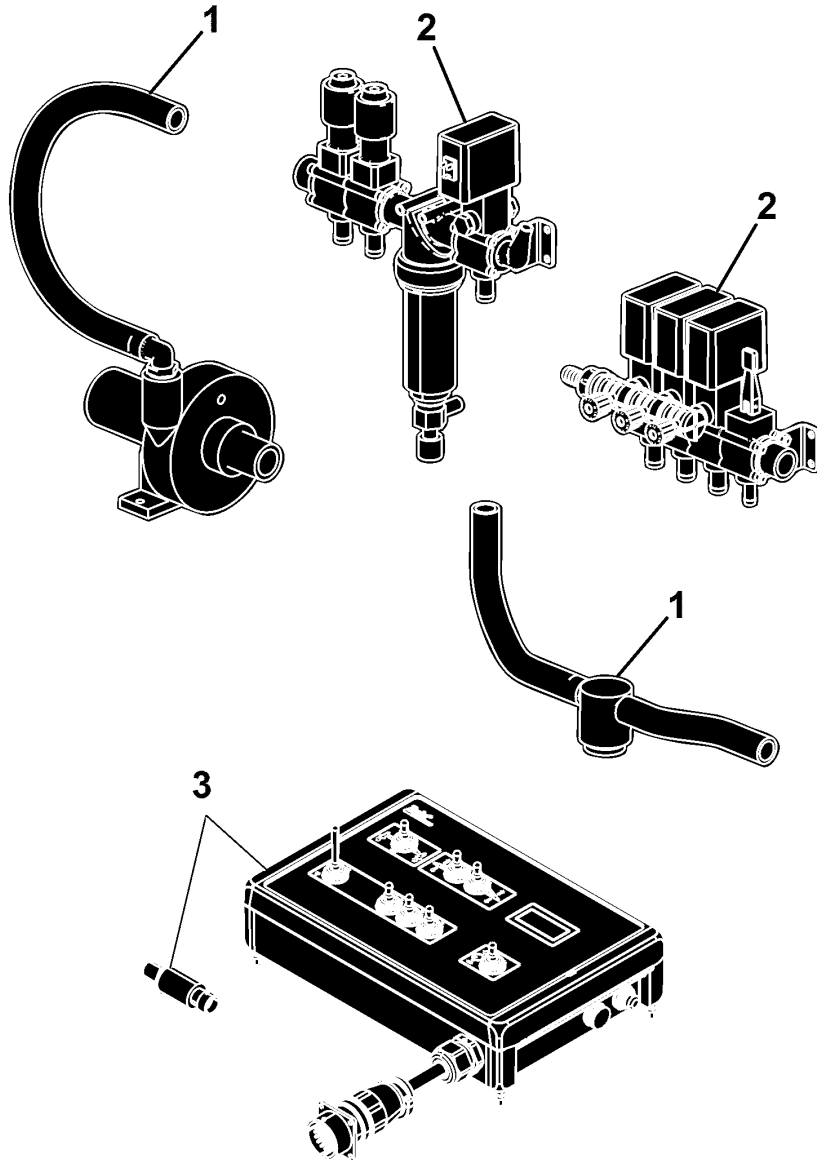
| Key | Part No. | Part Name                   | Qty. | Serial No. | Remarks   |
|-----|----------|-----------------------------|------|------------|---|
| 1   | 57M10611 | Elec. Connector Housing     | 1    |            | A01-J3, Rate Controller   |
|     | 57M10330 | Elec. Connector Terminal    | 8    |            | Cavity A1, B1, C1, D1, E1, E2, F1, F2   |
|     | 57M10331 | Elec. Connector Terminal    | 5    |            | Cavity G1, G2, G4, H1, H2   |
|     | 57M10333 | Elec. Connector Cavity Plug | 16   |            | Cavity A2, A3, A4, B2, B3, B4, C2, C3, C4, D2, D3, D4, E3, E4, F3, F4   |
|     | 57M10334 | Elec. Connector Cavity Plug | 3    |            | Cavity G3, H3, H4   |
|     | 57M10604 | Electrical Connector Assy   | 1    |            |   |
| 2   | 57M10614 | Elec. Connector Housing     | 1    |            | A01-J2, Rate Controller   |
|     | 57M10330 | Elec. Connector Terminal    | 14   |            | Cavity A1, A4, B1, B4, C1, C3, C4, D3, D4, E4, K1, K2, K3, K4   |
|     | 57M10331 | Elec. Connector Terminal    | 7    |            | Cavity L2, L3, L4, M1, M2, M3, M4   |
|     | 57M10333 | Elec. Connector Cavity Plug | 26   |            | Cavity A2, A3, B2, B3, C2, D1, D2, E1, E2, E3, F1, F2, F3, F4, G1, G2, G3, G4, H1, H2, H3, H4, J1, J2, J3, J4 |
|     | 57M10334 | Elec. Connector Cavity Plug | 1    |            | Cavity L1   |
|     | 57M10613 | Electrical Connector Assy   | 1    |            |   |
| 3   | TCU29933 | Clip                        | 1    |            |   |
| 4   | 57M10605 | Elec. Connector Housing     | 1    |            | A01-J1, Rate Controller   |
|     | 57M10330 | Elec. Connector Terminal    | 11   |            | Cavity A3, A4, B4, C3, D1, D2, D3, D4, E3, F3, F4   |
|     | 57M10331 | Elec. Connector Terminal    | 4    |            | Cavity G3, G4, H3, H4   |
|     | 57M10333 | Elec. Connector Cavity Plug | 13   |            | Cavity A1, A2, B1, B2, B3, C1, C2, C4, E1, E2, E4, F1, F2   |
|     | 57M10334 | Elec. Connector Cavity Plug | 4    |            | Cavity G1, G2, H1, H2   |
|     | 57M10604 | Electrical Connector Assy   | 1    |            |   |
| 5   | R104570  | Elec. Connector Housing     | 1    |            | F01, Controller Fuse  |
|     | 57M7579  | Elec. Connector Terminal    | 2    |            | Cavity A, B   |
|     | 57M7689  | Fuse                        | 1    |            | 10 A  |
| 7   | 57M8487  | Electrical Connector Cap    | 1    |            |   |
| 8   | 57M13626 | Elec. Connector Housing     | 1    |            | X06, Boom Harness Interface   |
|     | 57M11546 | Elec. Connector Terminal    | 2    |            | Cavity 1, 2   |
|     | 57M11448 | Elec. Connector Terminal    | 13   |            | Cavity 3, 4, 5, 6, 7, 8, 9, 10, 11, 12, 13, 14, 15  |
|     | 57M10789 | Elec. Connector Cavity Plug | 1    |            | Cavity 16   |
|     | 57M7260  | Elec. Connector Housing     | 1    |            | R01, Control Area Network Terminator  |
| 9   | 57M10770 | Elec. Connector Terminal    | 4    |            | Cavity B, D, E, F   |
|     | 57M9883  | Elec. Connector Cable Seal  | 4    |            | Cavity B, D, E, F   |
|     | 57M7291  | Electrical Connector Assy   | 1    |            |   |
|     | 57M7259  | Elec. Connector Cavity Plug | 2    |            | Cavity A, C   |
| 10  | 57M14596 | Elec. Connector Housing     | 1    |            | X07, Sprayer Harness Interface  |
|     | 57M10788 | Elec. Connector Terminal    | 11   |            | Cavity 1, 2, 3, 4, 6, 7, 8, 9, 10, 11, 12   |
|     | 57M14774 | Elec. Connector Seal        | 1    |            | Cavity 5  |
|     | AUC13471 | Wiring Harness              | 1    |            |   |
| 12  | R44302   | Tie Band                    | 2    |            |   |
| 13  | RE207311 | Electronic Control Unit     | 1    |            |   |
| 14  | AUC14991 | Clip                        | 1    |            |   |



Sectional Pictorial Index  
 Index d'illustrations par sections.  
 Gruppenbildindex  
 Índice ilustrado delle sezioni  
 Índice de ilustraciones por secciones  
 Avsnittsbildregister

PU21143 A.1

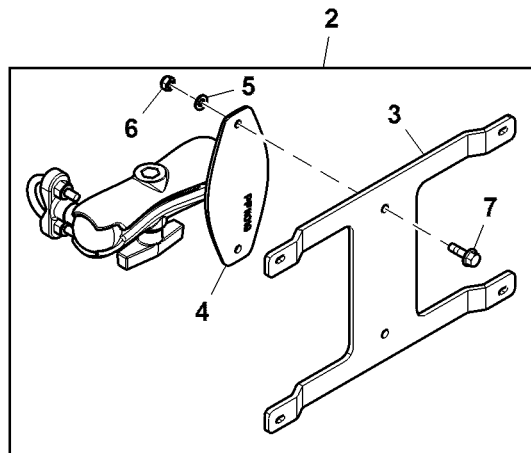
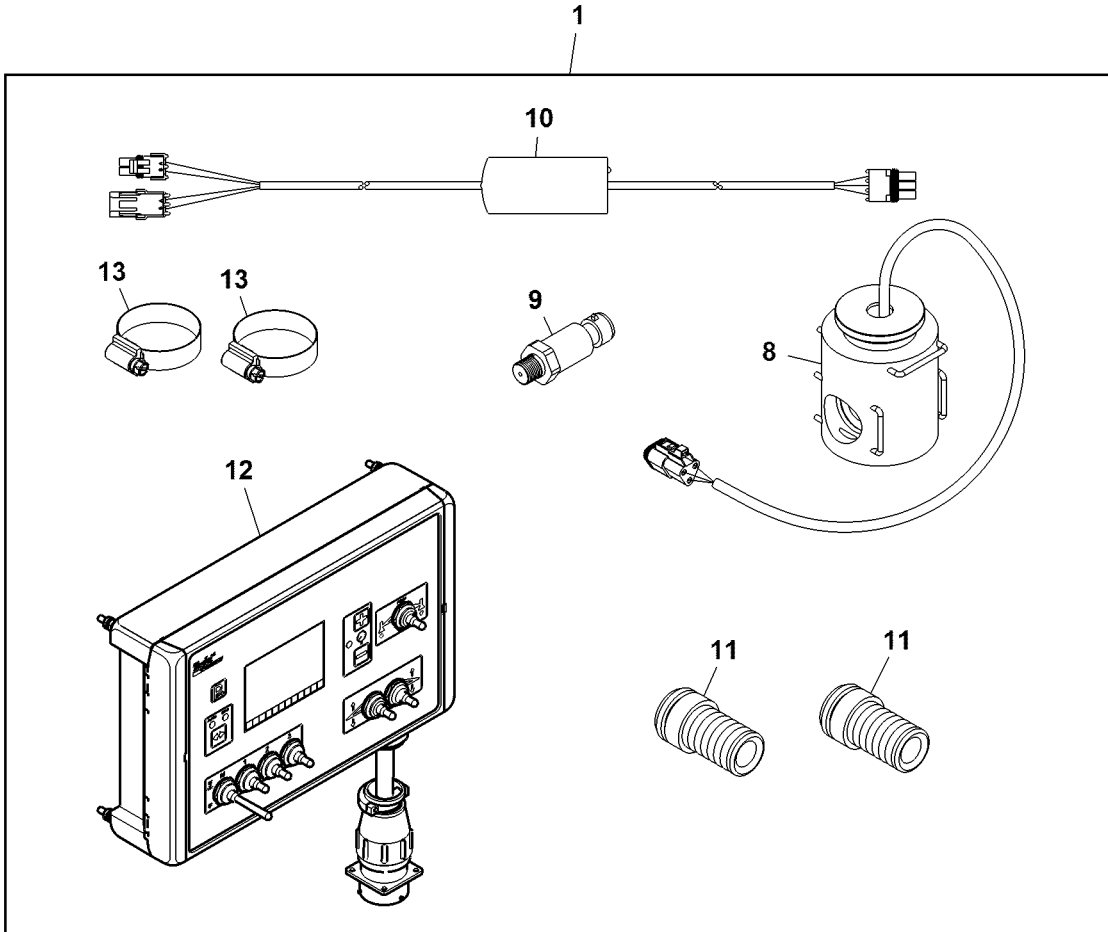
|    |     |
|----|-----|
| 1- | 110 |
| 1- | 108 |
| 2- | 112 |
| 2- | 114 |
| 2- | 126 |
| 2- | 120 |
| 3- | 122 |
| 3- | 121 |



PU21143

Automatic Rate Control Kit  
 Kit de régulation automatique du volume/ha  
 Nachrüstset für automatische Ausstosssteuerung  
 Kit di controllo flusso automatico  
 Juego de regulación automática de la dosificación  
 Automatic Rate Control Kit

PU28267 A.1



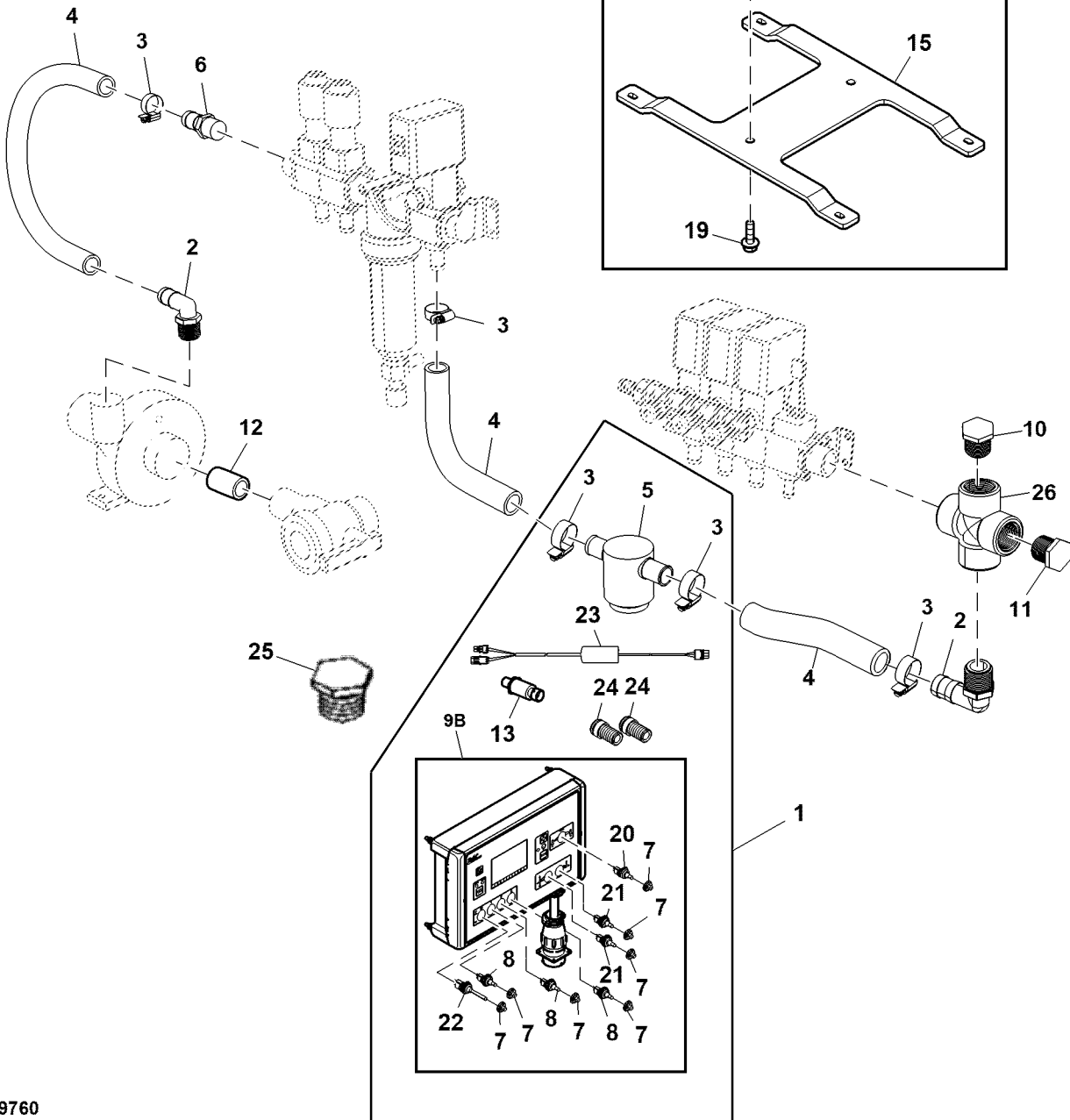
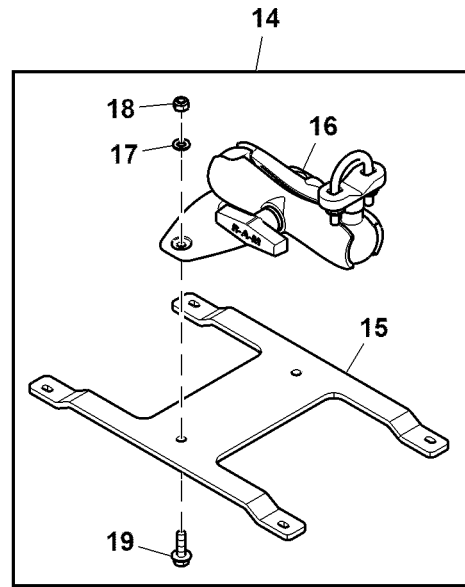
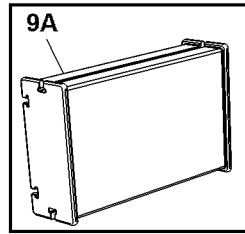
PU28267



| Key | Part No. | Part Name          | Qty. | Serial No. | Remarks  |
|-----|----------|--------------------|------|------------|--|
| 1   | TCB11430 | Control Kit        | 1    |            | ORDER BUC10069 AND BUC10131<br>ALSO ORDER BUC10131; SUB FOR BUC10069         |
|     | BUC11251 | Control Kit        | 1    |            |  |
| 2   | BUC10131 | Bracket Kit        | 1    |            |  |
| 3   | UC10330  | Bracket            | 1    |            | Control Box  |
| 4   | PF90134  | Support            | 1    |            |  |
| 5   | 24M7088  | Washer             | 2    |            | 6.600 X 12 X 1.600 mm  |
| 6   | N208117  | Lock Nut           | 2    |            |  |
| 7   | 19M7862  | Screw              | 2    |            | M6 X 20  |
| 8   | TCA19389 | Meter              | 1    |            | Flow   |
| 9   | TCU26610 | Pressure Sensor    | 1    |            |  |
| 10  | TCA19407 | Wiring Harness     | 1    |            | Speed Sensor   |
| 11  | TCA19390 | Hose Fitting       | 2    |            |  |
| 12  | TCA19388 | Basic Control Unit | 1    |            | ORDER AUC10713 AND BUC10131<br>SUB FOR AUC10713, Components on Seperate Page |
|     | AUC17814 | Basic Control Unit | 1    |            |  |
| 13  | TY22467  | Clamp              | 2    |            |  |

Flow Meter, Control Unit and Fittings  
 Débitmètre, contrôleur et raccords  
 Durchflussmesser, Steuereinheit und Verschraubungen  
 Flussometro, unità di comando e raccordi  
 Medidor de caudal, unidad de control y racores  
 Flödesmätare, styrenhet och förskruvningar

PU49760 A.1

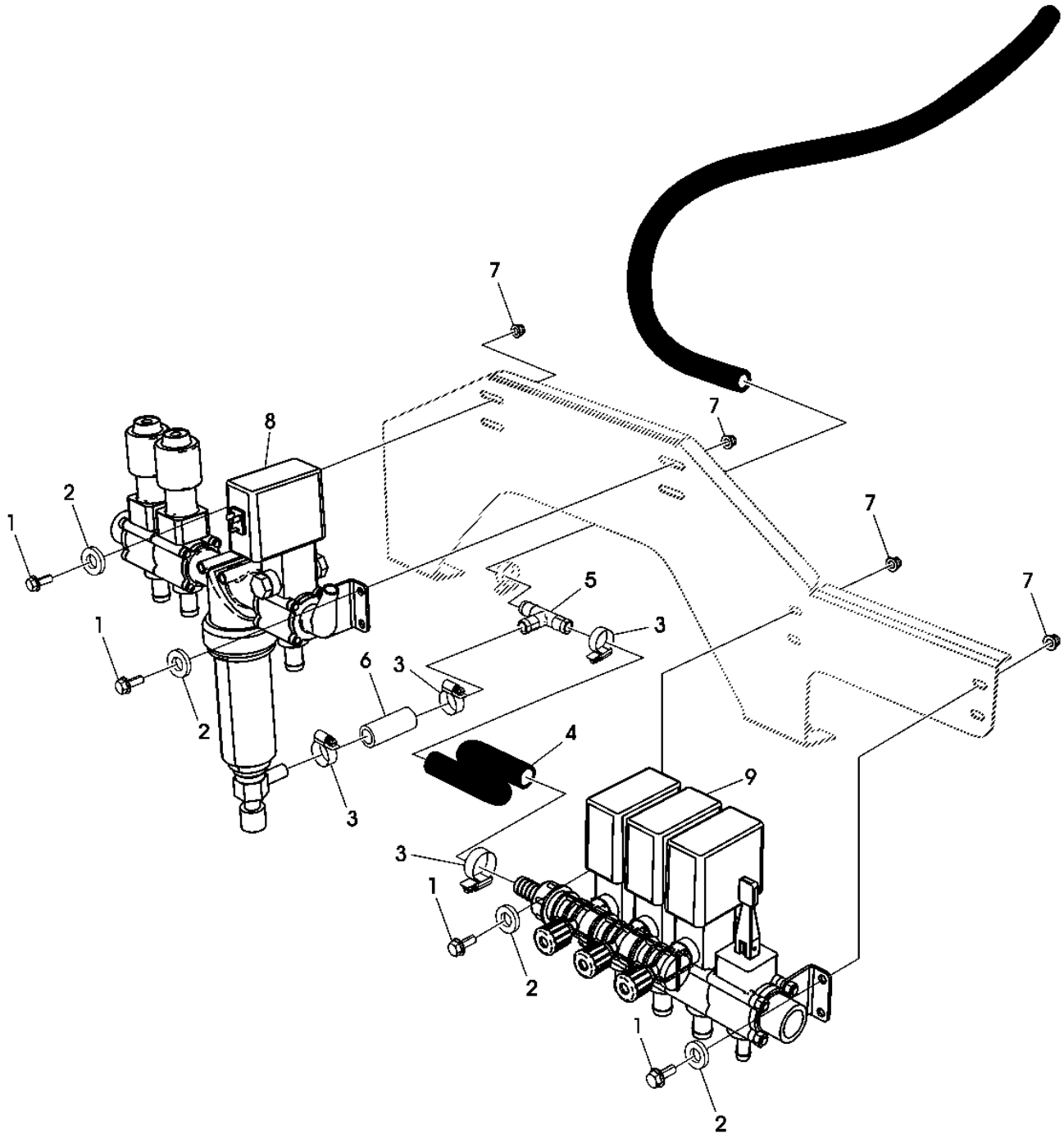


PU49760

| Key | Part No.    | Part Name          | Qty. | Serial No. | Remarks                           |
|-----|-------------|--------------------|------|------------|-----------------------------------|
| 1   | BUC11251    | Control Kit        | 1    |            | ALSO ORDER BUC10131               |
| 2   | PMHB100-90  | Fitting            | 2    |            |                                   |
| 3   | TY22467     | Clamp              | 5    |            |                                   |
| 4   | TCU27335    | Hose               | AR   |            |                                   |
| 5   | TCA19389    | Meter              | 1    |            |                                   |
| 6   | PMHB-100    | Hose Fitting       | 1    |            | ORDER PMHB100                     |
|     | PMHB100     | Hose Fitting       | 1    |            |                                   |
| 7   | UC28130     | Switch             | 7    |            | Rubber Switch Boot                |
| 8   | UC26068     | Switch             | 3    |            | Boom Section                      |
| 9A  | TCA19388    | Basic Control Unit | 1    |            | ORDER AUC10713 AND BUC10131       |
| 9B  | AUC17814    | Basic Control Unit | 1    |            | SUB FOR AUC10713                  |
| 10  | PMRB100-025 | Hose Fitting       | 1    |            | ALSO ORDER MT4104                 |
| 11  | PMPLUG100   | Pipe Plug          | 1    |            | 1 inch, Polypropylene             |
| 12  | PMNIP150-3  | Threaded Nipple    | 1    |            |                                   |
| 13  | TCU26610    | Pressure Sensor    | 1    |            |                                   |
| 14  | BUC10131    | Bracket Kit        | 1    |            |                                   |
| 15  | UC10330     | Bracket            | 1    |            | Control Box                       |
| 16  | PF90134     | Support            | 1    |            |                                   |
| 17  | 24M7088     | Washer             | 2    |            | 6.600 X 12 X 1.600 mm             |
| 18  | N208117     | Lock Nut           | 2    |            |                                   |
| 19  | 19M7862     | Screw              | 2    |            | M6 X 20                           |
| 20  | UC26065     | Switch             | 1    |            | Foam, Left - Off - Right          |
| 21  | UC26064     | Switch             | 2    |            | Boom, Up / Down                   |
| 22  | UC26067     | Switch             | 1    |            | Master Switch                     |
| 23  | TCA19407    | Wiring Harness     | 1    |            |                                   |
| 24  | TCA19390    | Hose Fitting       | 2    |            |                                   |
| 25  | MT4104      | Plug               | 1    |            |                                   |
| 26  | PMCR100     | Fitting            | 1    |            | 1 inch, Pipe, Cross Polypropylene |

VALVE BANK MOUNTING & HOSES  
 SUPPORT DE MONTAGE ET TUYAUX DE BLOC DE VANNES  
 VENTILLEISTENHALTERUNG UND SCHLÜUCHE  
 SUPPORTO DI MONTAGGIO DEL GRUPPO VALVOLE E TUBI  
 MANGUERAS Y MONTAJE DEL GRUPO DE VYLVLAS  
 VENTILBORDSENHET OCH SLANGAR

PU01373 A.1

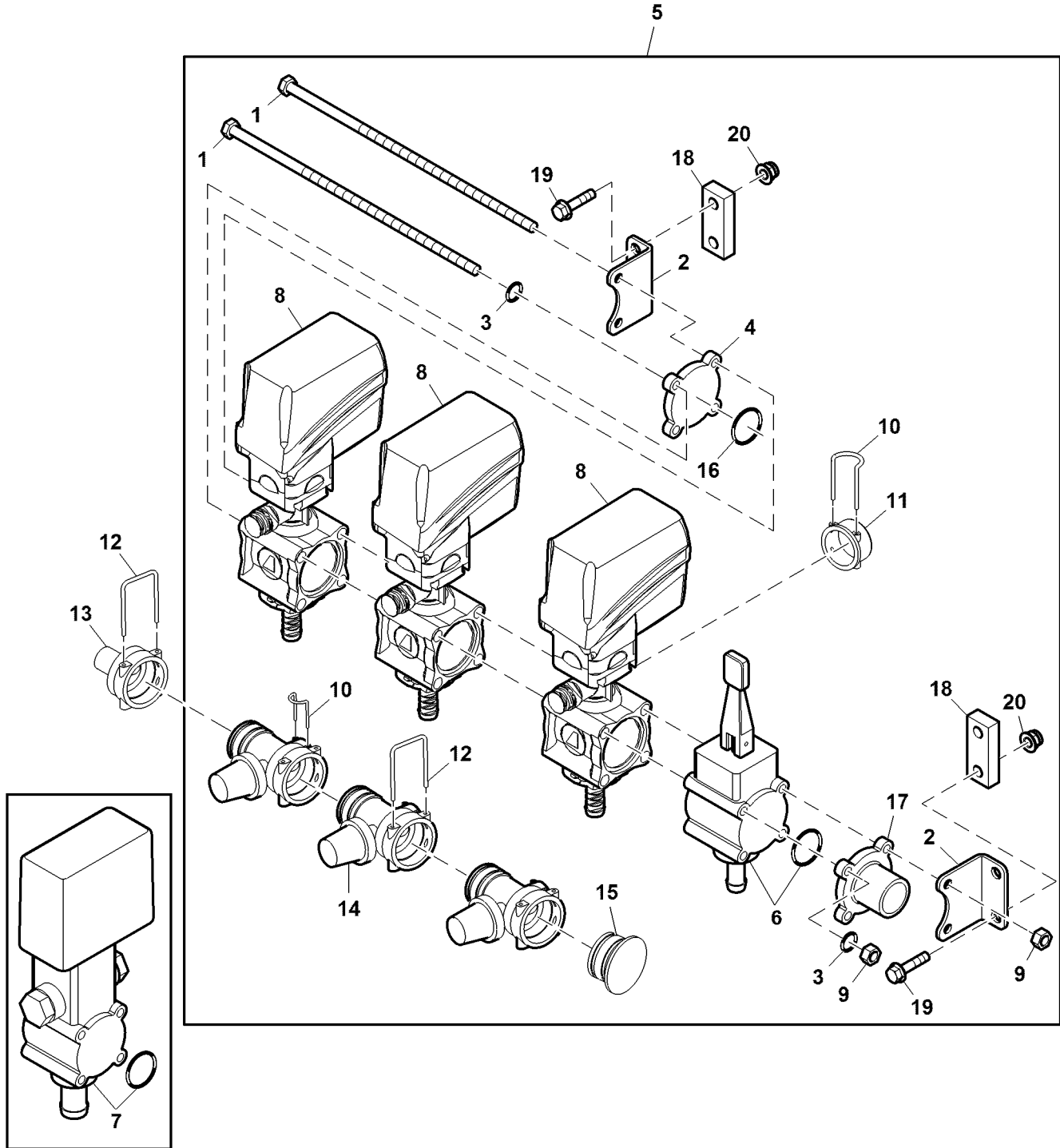


PU01373

| Key | Part No. | Part Name    | Qty. | Serial No. | Remarks  |
|-----|----------|--------------|------|------------|--|
| 1   | 19M7866  | Screw        | 8    |            | M8 X 20  |
| 2   | 24M7055  | Washer       | 8    |            | 8.400 X 16 X 1.600 mm  |
| 3   | TY22466  | Clamp        | 4    |            |  |
| 4   | TY24414  | Bulk Hose    | AR   |            |  |
| 5   | PMHBT075 | Hose Fitting | 1    |            |  |
| 6   | TY24414  | Bulk Hose    | AR   |            |  |
| 7   | 14M7396  | Lock Nut     | 8    |            | M8   |
| 8   | .....    | Valve Stack  | 1    |            | FLOW CONTROL (ORDER COMPONENTS) (ASSEMBLY<br>BREAKDOWN SHOWN SEPARATELY) |
| 9   | .....    | Valve Stack  | 1    |            | BOOM CONTROL (ORDER COMPONENTS) (ASSEMBLY<br>BREAKDOWN SHOWN SEPARATELY) |

Valve Stack, Boom Control  
 Bloc de distributeurs, commande de flèche  
 Ventilblock, Auslegersteuerung  
 Gruppo valvole, comando braccio  
 Conjunto de válvulas, control de pluma  
 Valve Stack, Boom Control

PU18840 A.1

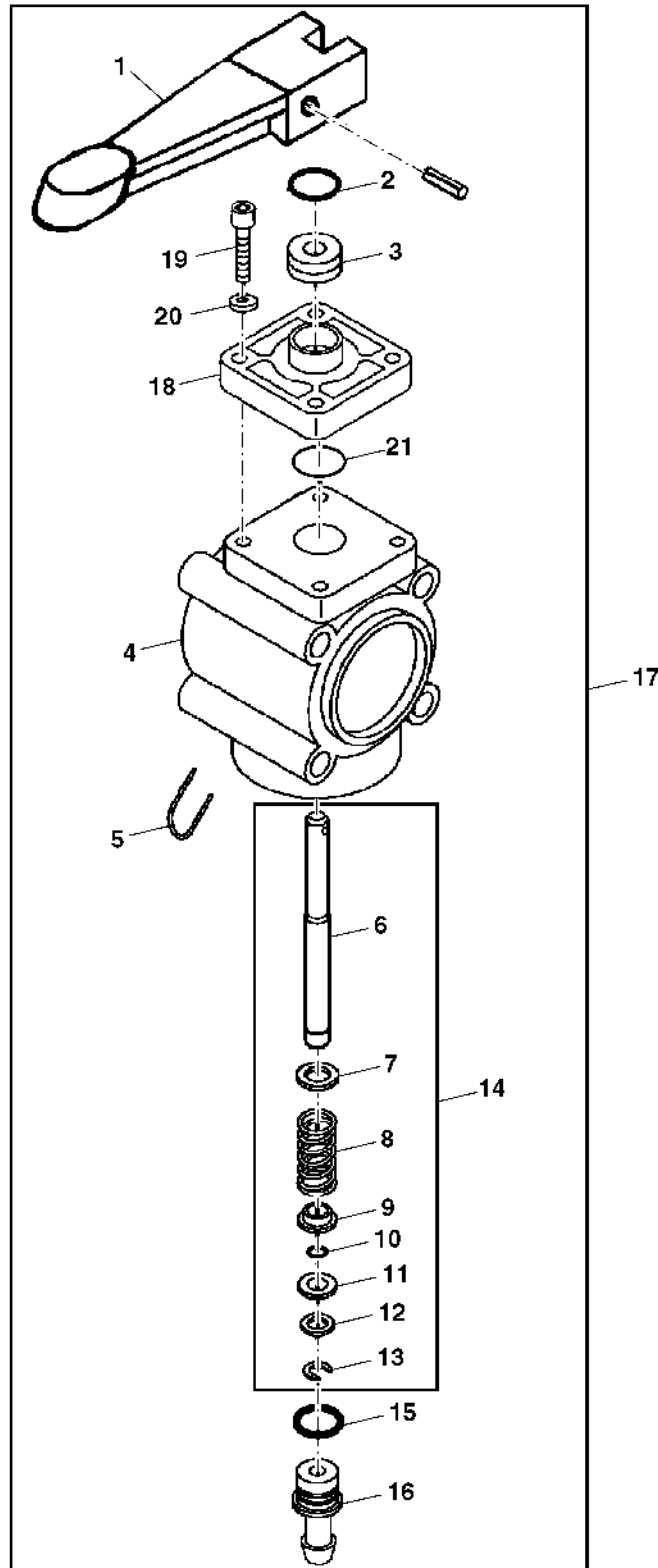


PU18840

| Key | Part No. | Part Name               | Qty. | Serial No. | Remarks                                      |
|-----|----------|-------------------------|------|------------|--|
| 1   | 19M8140  | Cap Screw               | 4    |            | M8 X 260                                     |
| 2   | TCU27303 | Bracket                 | 2    |            |  |
| 3   | 24M7036  | Washer                  | 4    |            | 9 X 16 X 1.600 mm                            |
| 4   | TCU27304 | Cap                     | 1    | -055168    | VALVE END                                    |
| 5   | .....    | Valve Stack             | 1    |            | (ORDER COMPONENTS)                           |
| 6   | AMT2249  | Process Valve           | 1    |            | MANUAL (ASSEMBLY BREAKDOWN SHOWN SEPARATELY) |
| 7   | TCA19696 | Elec.Proportional Valve | 3    | -055168    | Electric Proportional                        |
| 8   | TCA26145 | Valve                   | 3    | 055169-    | SUB FOR TCA20665; Boom Control               |
| 9   | 14M7166  | Lock Nut                | 4    |            | M8   |
| 10  | TCU51831 | Clip                    | 6    | -055168    | OUTLET PORT                                  |
|     | TCU51831 | Clip                    | 3    | 055169-    | OUTLET PORT                                  |
| 11  | TCU51832 | Plug                    | 3    |            |  |
| 12  | TCU27178 | Clip                    | 4    | -055168    | THROTTLE VALVE                               |
|     | TCU27178 | Clip                    | 3    | 055169-    | THROTTLE VALVE                               |
| 13  | TCU27176 | Fitting                 | 1    |            |  |
| 14  | TCA19695 | Valve                   | 3    |            |  |
| 15  | TCU27301 | Cap                     | 1    |            |  |
| 16  | TCU27305 | O-Ring                  | 1    |            |  |
| 17  | TCU27302 | Cap                     | 1    | -055168    | ADAPTER, VALVE BANK                          |
|     | TCU29555 | Adapter                 | 1    | 055169-    | VALVE BANK                                   |
| 18  | TCU39962 | Spacer                  | 2    |            |  |
| 19  | 19M7897  | Screw                   | 4    |            | M8 X 35                                      |
| 20  | 14M7396  | Lock Nut                | 4    |            | M8   |

MANUAL VALVE  
 PLAQUE DE RACCORDEMENT  
 INSTALLATIONSPLATTE (FUER LEITUNGEN)  
 GRUPPO DELLA PIASTRA TUBATURA DEL DIFFUSORE  
 SOSPORTE DE LA PLACA DE FONTANERIA  
 SPRAYROERENS FAESTPLATTA

PU01798 A.1



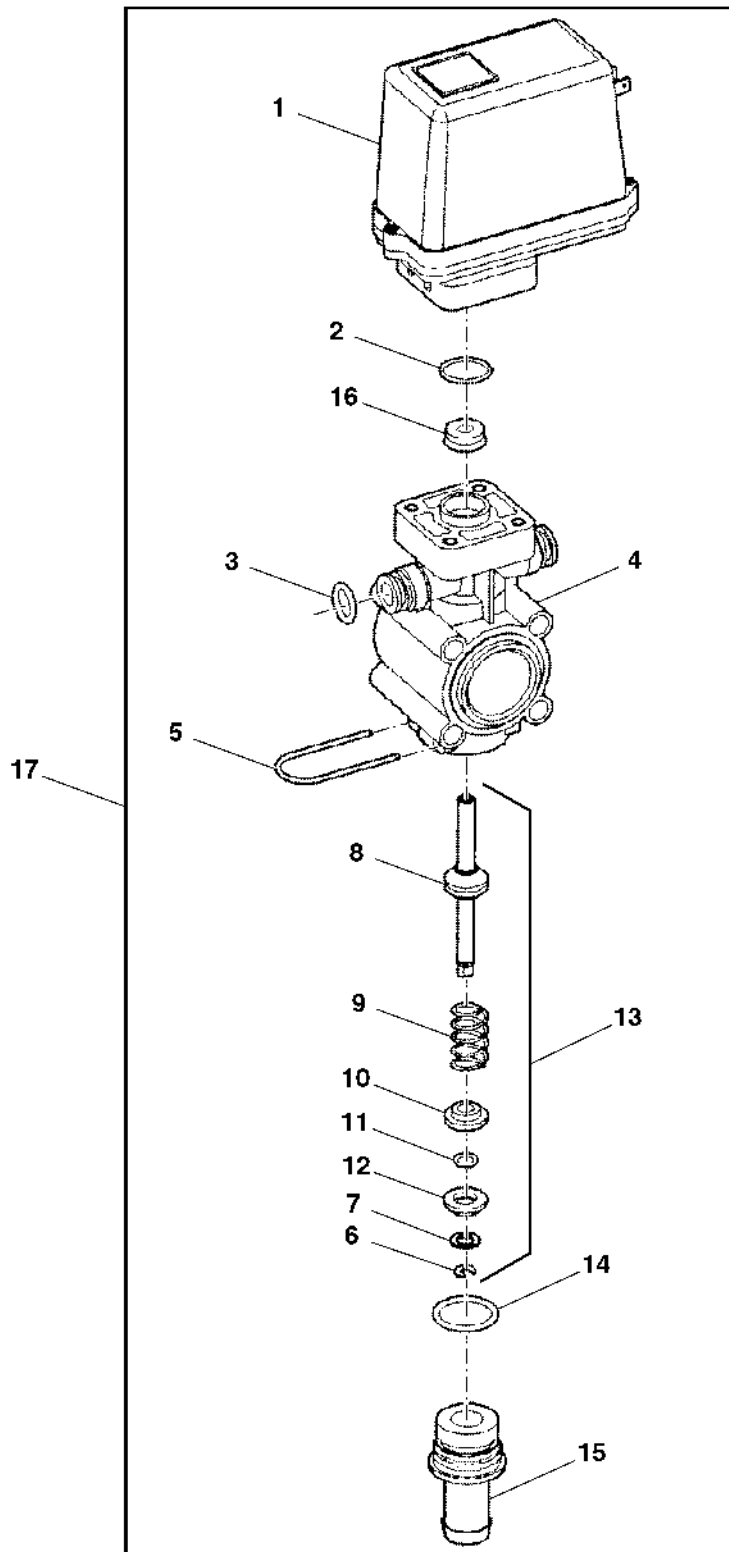
PU01798



| Key | Part No. | Part Name          | Qty. | Serial No. | Remarks                     |
|-----|----------|--------------------|------|------------|-----------------------------|
| 1   | MT6385   | Handle             | 1    |            |                             |
| 2   | .....    | O-Ring             | 1    |            | (A)                         |
| 3   | .....    | Seal               | 1    |            | (A)                         |
| 4   | MT4607   | Housing            | 1    |            | VALVE (SUB AMT2249)         |
| 5   | MT4608   | Clip               | 1    |            |                             |
| 6   | .....    | Shaft              | 1    |            | (ORDER AMT2250)             |
| 7   | .....    | Plate              | 1    |            | (ORDER AMT2250)             |
| 8   | .....    | Compression Spring | 1    |            | (ORDER AMT2250)             |
| 9   | .....    | Plunger            | 1    |            | (ORDER AMT2250)             |
| 10  | .....    | O-Ring             | 1    |            | (A)                         |
| 11  | .....    | Plunger            | 1    |            | (A)                         |
| 12  | .....    | Washer             | 1    |            | (A)                         |
| 13  | .....    | Clip               | 1    |            | (A)                         |
| 14  | AMT2250  | Kit                | 1    |            | VALVE PLUNGER REPAIR        |
| 15  | .....    | O-Ring             | 1    |            | (A)                         |
| 16  | MT6386   | Fitting            | 1    |            |                             |
| 17  | AMT2249  | Process Valve      | 1    |            | MANUAL                      |
| 18  | TCU27306 | Plate              | 1    |            |                             |
| 19  | 19M9400  | Screw              | 4    |            | M5 X 20                     |
| 20  | 24M7333  | Washer             | 4    |            | 5.300 X 10 X 1 mm           |
| 21  | .....    | O-Ring             | 1    |            | (A)                         |
| ..  | AMT2247  | Seal Kit           | 1    |            | (INCLUDES ITEMS MARKED (A)) |

Valve, Electric Proportional, Boom Control  
 Soupape, proportionnelle électrique, commande de flèche  
 Proportionalventil, elektrisches, Auslegersteuerung  
 Valvola, proporzionale elettrica, comando braccio  
 Válvula, proporcional eléctrica, control de pluma  
 Valve, Electric Proportional, Boom Control

PU01636 A.1

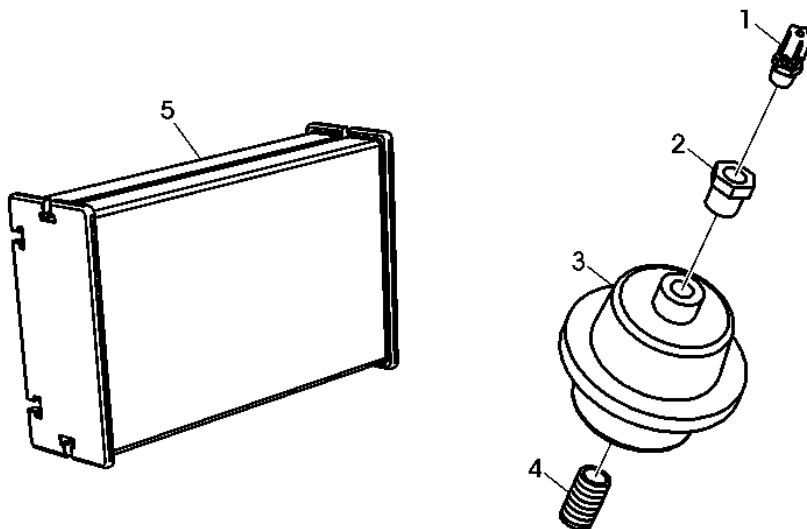


PU01636

| Key | Part No. | Part Name               | Qty. | Serial No. | Remarks                                      |
|-----|----------|-------------------------|------|------------|--|
| 1   | TCA26171 | Electric Motor          | 1    |            | SUB FOR AMT2246                              |
| 2   | .....    | O-Ring                  | 1    |            | (K) (ORDER TCA51325)                         |
| 3   | TCU51830 | Seal                    | 2    |            | (K) VALVE BODY                               |
| 4   | TCU27307 | Valve                   | 1    | -055168    | HOUSING (USE WITH TCA19696)                  |
| 5   | MT4608   | Clip                    | 1    |            |  |
| 6   | .....    | Ring                    | 1    |            | (K) PLUNGER RETAINING (ORDER TCA51325)       |
| 7   | .....    | Washer                  | 1    |            | (K) PLUNGER FLAT (ORDER TCA51325)            |
| 8   | .....    | Stem                    | 1    |            | VALVE (ORDER TCA51326)                       |
| 9   | .....    | Spring                  | 1    |            | (ORDER TCA51326)                             |
| 10  | .....    | Seal                    | 1    |            | (K) PLUNGER (ORDER TCA51325)                 |
| 11  | .....    | O-Ring                  | 1    |            | (K) PLUNGER (ORDER TCA51325)                 |
| 12  | .....    | Seat                    | 1    |            | (K) THROTTLE PORT (ORDER TCA51325)           |
| 13  | TCA51326 | Plunger                 | 1    |            |  |
| 14  | .....    | O-Ring                  | 1    |            | (K) OUTLET FITTING (ORDER TCA51325)          |
| 15  | MT4609   | Fitting                 | 1    |            | VALVE OUTLET                                 |
| 16  | .....    | Seal                    | 1    |            | (K) VALVE BODY (ORDER TCA51325)              |
| 17  | TCA19696 | Elec.Proportional Valve | 1    | -055168    |  |
|     | TCA26145 | Valve                   | 1    | 055169-    | SUB FOR TCA20665; Boom Control               |
| ..  | TCA51325 | Seal Kit                | AR   |            | (INCLUDES ITEMS MARKED (K)), Not Illustrated |

Kit, Manual Spray Control  
 Kit, commande de pulvérisation manuelle  
 Satz, manuelle Spritzregelung  
 Kit, comando per irrorazione manuale  
 Juego, control manual del pulverizador  
 Sats, manuell styrning av besprutning

PU01686 A.1

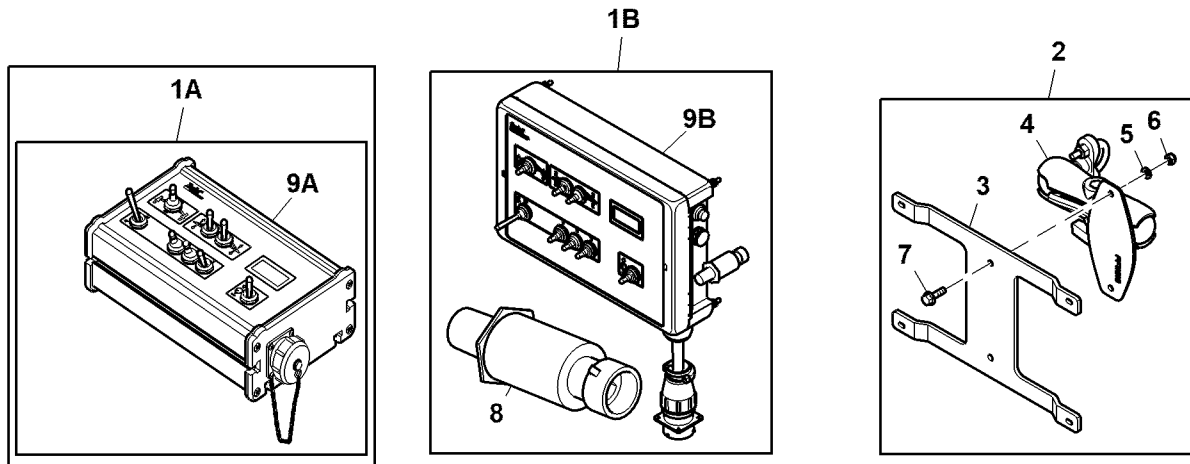


### PU01686

| Key | Part No.    | Part Name          | Qty. | Serial No. | Remarks  |
|-----|-------------|--------------------|------|------------|--|
| 1   | MT4114      | Fitting            | 2    |            |  |
| 2   | L1253N      | Adapter Fitting    | 1    |            |  |
| 3   | TCA19716    | Isolator           | 1    |            | INCLUDES TCU30555  |
|     | TCU30555    | Screw              | 1    |            | Not Illustrated  |
| 4   | PMNIP025-SH | Hose Fitting       | 1    |            |  |
| 5   | TCA19858    | Basic Control Unit | 1    |            | 100 PSI, SUB FOR TCA19386; Manual, (See DTAC Solution for Warranty Repair) |
|     | TCA19859    | Basic Control Unit | 1    |            | 300 PSI, SUB FOR TCA19410; Manual, (See DTAC Solution for Warranty Repair) |

**Digital Manual Rate Control Kit**  
**Kit numérique de contrôleur manuel de débit**  
**Nachrüstatz für digitale manuelle Durchflusssteuerung**  
**Kit di controllo del dosaggio manuale digitale**  
**Conjunto de unidad de control de dosis manual digital**  
**Digital manuell mäandregleringssats**

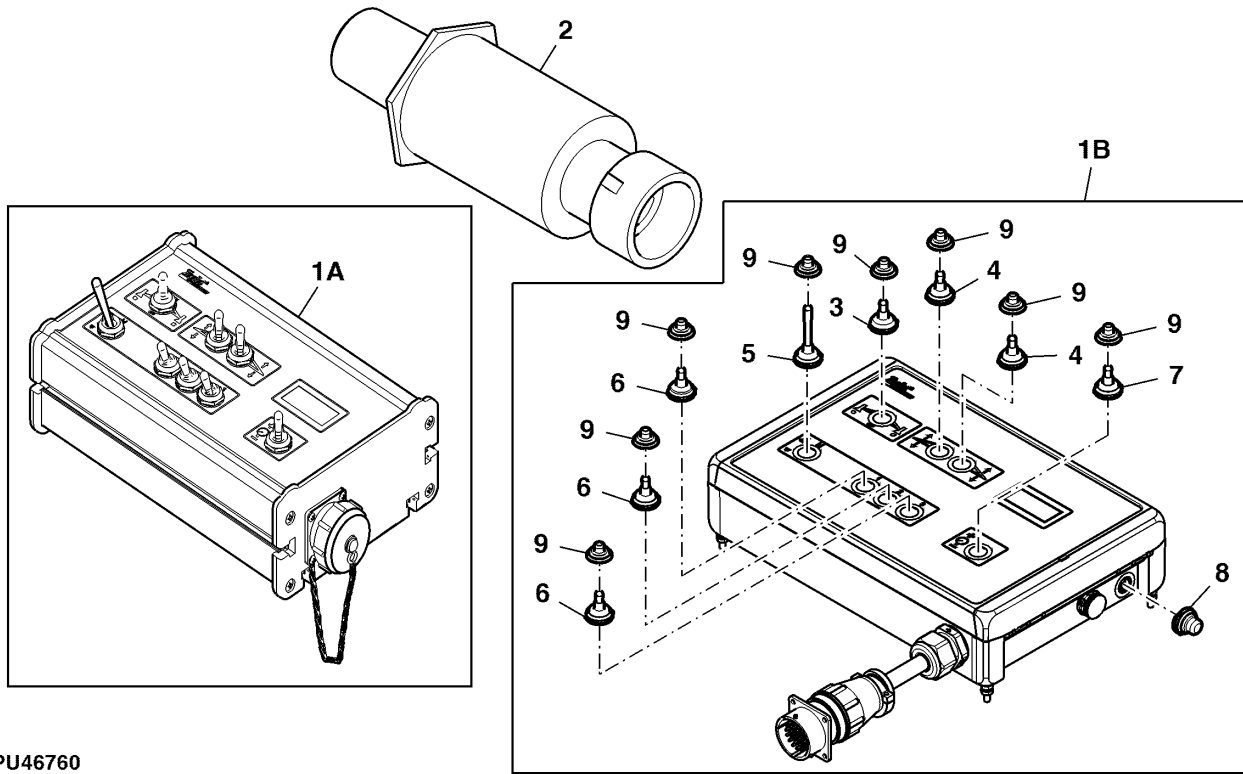
PU47376 A.1

**PU47376**

| Key | Part No. | Part Name          | Qty. | Serial No. | Remarks                                       |
|-----|----------|--------------------|------|------------|---|
| 1A  | BTC10268 | Control Kit        | 1    |            | ORDER BUC10068                                |
| 1B  | BUC11250 | Control Kit        | 1    |            | ALSO ORDER BUC10131; SUB FOR BUC10068         |
| 2   | BUC10131 | Bracket Kit        | 1    |            |   |
| 3   | UC10330  | Bracket            | 1    |            | Control Box                                   |
| 4   | PF90134  | Support            | 1    |            |   |
| 5   | 24M7088  | Washer             | 2    |            | 6.600 X 12 X 1.600 mm                         |
| 6   | N208117  | Lock Nut           | 2    |            |   |
| 7   | 19M7862  | Screw              | 2    |            | M6 X 20                                       |
| 8   | TCU26610 | Pressure Sensor    | 1    |            |   |
| 9A  | TCA21660 | Basic Control Unit | 1    |            | ORDER AUC10712                                |
| 9B  | AUC17813 | Basic Control Unit | 1    |            | SUB FOR AUC10712, Components On Seperate Page |

Manual Spray Control Kit  
 Manual Spray Control Kit  
 Manual Spray Control Kit  
 Manual Spray Control Kit  
 Manual Spray Control Kit  
 Manual Spray Control Kit

PU46760 A.1

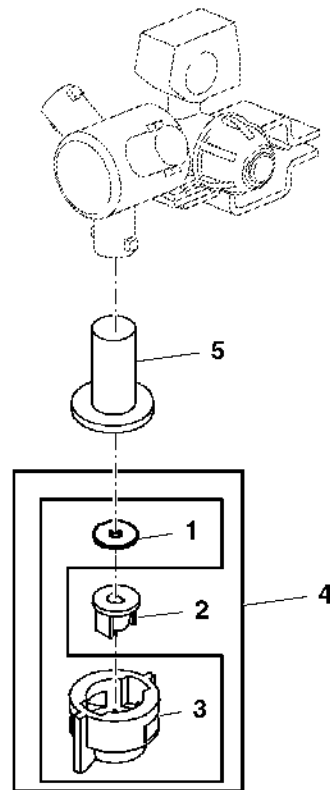


PU46760

| Key | Part No. | Part Name          | Qty. | Serial No. | Remarks                  |
|-----|----------|--------------------|------|------------|--------------------------|
| 1A  | TCA21660 | Basic Control Unit | 1    |            | ORDER AUC10712           |
| 1B  | AUC17813 | Basic Control Unit | 1    |            | SUB FOR AUC10712         |
| 2   | TCU26610 | Pressure Sensor    | 1    |            |                          |
| 3   | UC26065  | Switch             | 1    |            | Foam, Left - Off - Right |
| 4   | UC26064  | Switch             | 2    |            | Boom, Up / Down          |
| 5   | UC26067  | Switch             | 1    |            | Master Switch            |
| 6   | UC26068  | Switch             | 3    |            | Boom Section             |
| 7   | UC26066  | Switch             | 1    |            | Regulation Switch        |
| 8   | UC26069  | Push Switch        | 1    |            | Power On / Off           |
| 9   | UC28130  | Switch             | 8    |            | Rubber Switch Boot       |

LOW DRIFT NOZZLES  
 BEC A DERIVE FAIBLE  
 LOW DRIFT-DUESEN  
 UGELLI A BASSA PRESSIONE  
 BOQUILLAS DE BAJA PRESION  
 LAAGDRIFTSMUNSTYCKEN

PU01634 A.1

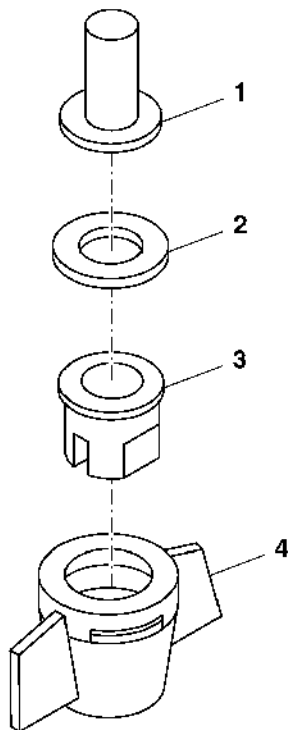


PU01634

| Key | Part No.        | Part Name  | Qty.     | Serial No. | Remarks   |
|-----|-----------------|------------|----------|------------|---|
| 1   | PM200040V1      | Seal       | 1        |            | (PKG 40) , Viton  |
| 2   | PMUL2004        | Nozzle     | 13       |            | (PKG 6) , NLA; ORDER PSULDQ2004 Size 4                                |
|     | PSULDQ2004      | Nozzle     | 13       |            |   |
| 3   | PM990-6         | Cap        | 13       |            | (A) (PKG 6) , NLA; ORDER PM900-6;                                     |
|     | PM900-6         | Filler Cap | 13       |            | W / EPDM Seals (Black)  |
| 4   | <b>VGB10129</b> | <b>Kit</b> | <b>1</b> |            | <b>(PKG 13) , 0.4 GPM Single Ultra Low Drift Nozzle (Whole Goods)</b> |
| 5   | PM310           | Strainer   | AR       |            | (50 MESH)   |

**FLAT FAN NOZZLES**  
**BECS A JET EN EVENTAIL**  
**FLACHE, GEFAECHERTE DUESEN**  
**UGELLI A GETTO PIATTO**  
**BOQUILLAS DE PULVERIZACION PLANAS**  
**PLATTA SOLFJAEDERSMUNSTYCKEN**

PU01632 A.1

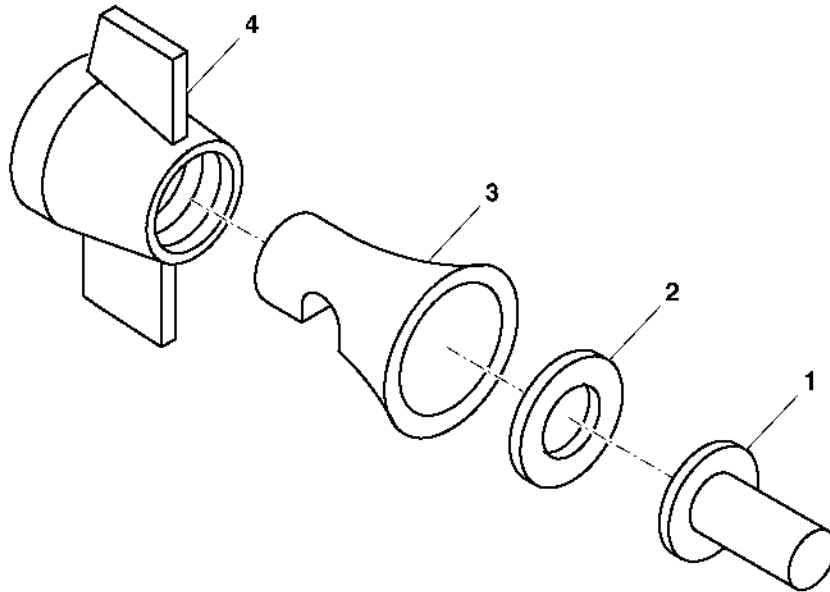
**PU01632**

| Key | Part No.   | Part Name | Qty. | Serial No. | Remarks   |
|-----|------------|-----------|------|------------|---|
| 1   | PS310      | Nozzle    | 1    |            | (PKG OF 6) , 50 MESH; SUB FOR PM310               |
| 2   | PM200040V1 | Seal      | 1    |            | (PKG OF 40) , VITON                               |
| 3   | PSE8004    | Nozzle    | 1    |            | (PKG OF 6) , SIZE 4, STANDARD; SUB FOR PMER18004) |
| 4   | PS90020    | Cap       | 1    |            | W/SEAL ; SUB FOR PM990-6                          |
| ..  | PMTSTKIT   | Pump      | AR   |            | NOZZLE PRESSURE GAUGE                             |
| ..  | PM99500022 | Container | AR   |            | CALIBRATION JUG                                   |



FLOODING NOZZLES  
 BECS DE TYPE FAISCEAU LARGE  
 FLUTUNGSDUESEN  
 UGELLI AD URTO  
 BOQUILLAS DE INUNDACION  
 MUNSTYCKEN AV FLOEDNINGSTYP

PU01633 A.1

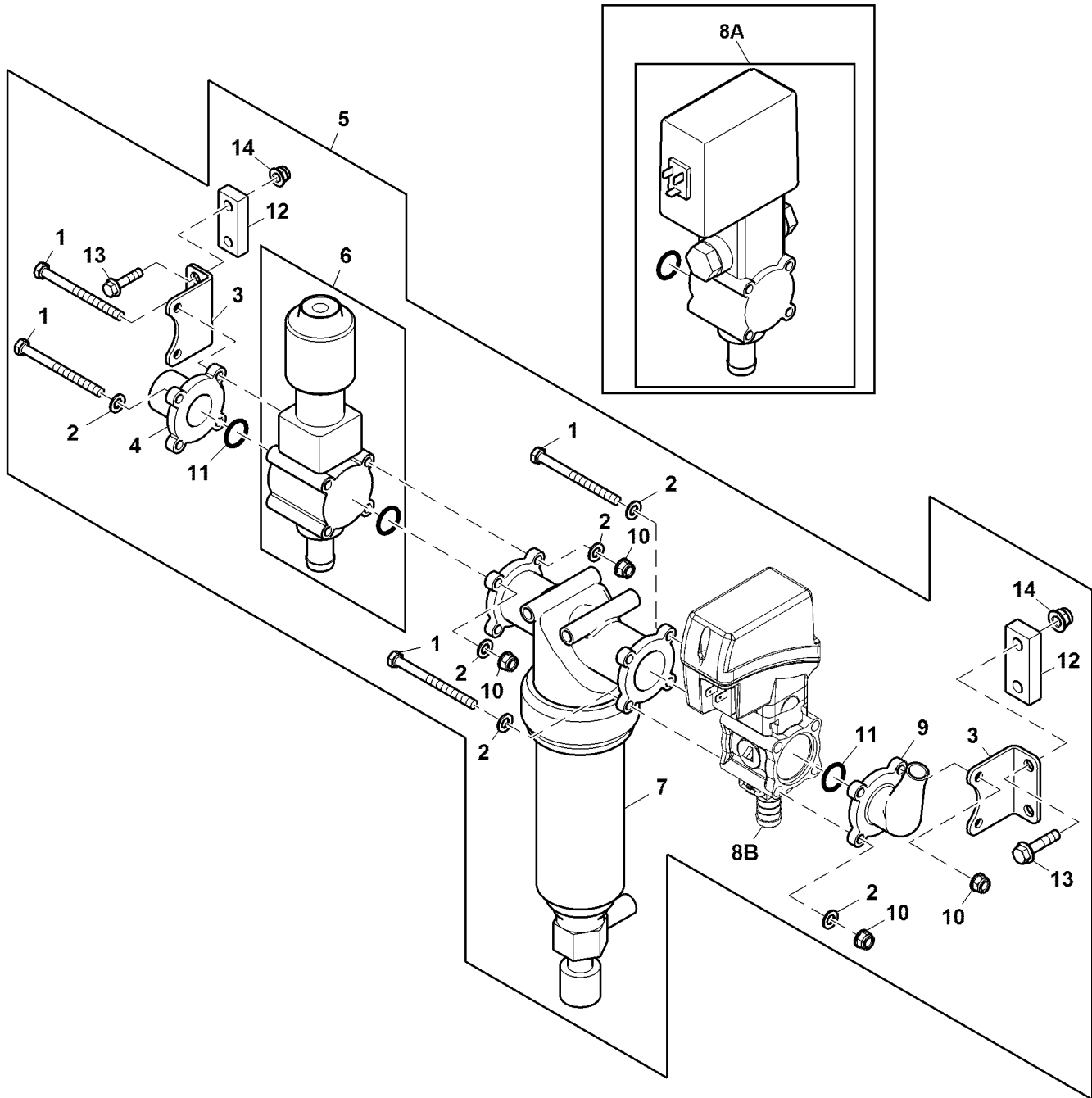


**PU01633**

| Key | Part No.   | Part Name | Qty. | Serial No. | Remarks  |
|-----|------------|-----------|------|------------|--|
| 1   | PM310      | Strainer  | 1    |            | (PKG OF 6) , 50 MESH                                   |
| 2   | PM200040V1 | Seal      | 1    |            | (PKG OF 40) , VITON                                    |
| 3   | PSFL4      | Nozzle    | 1    |            | (PKG OF 6) , SIZE 4, STANDARD, PLASTIC (SUB FOR PMFL4) |
| 4   | PM990-6    | Cap       | 1    |            | W/SEAL (BLACK) (NLA)                                   |

Valve Stack, Flow Control  
 Bloc de distributeurs, commande de débit  
 Ventilblock, Durchflussteuerung  
 Gruppo valvole, regolazione del flusso  
 Conjunto de válvulas, control de caudal  
 Valve Stack, Flow Control

PU18841 A.1

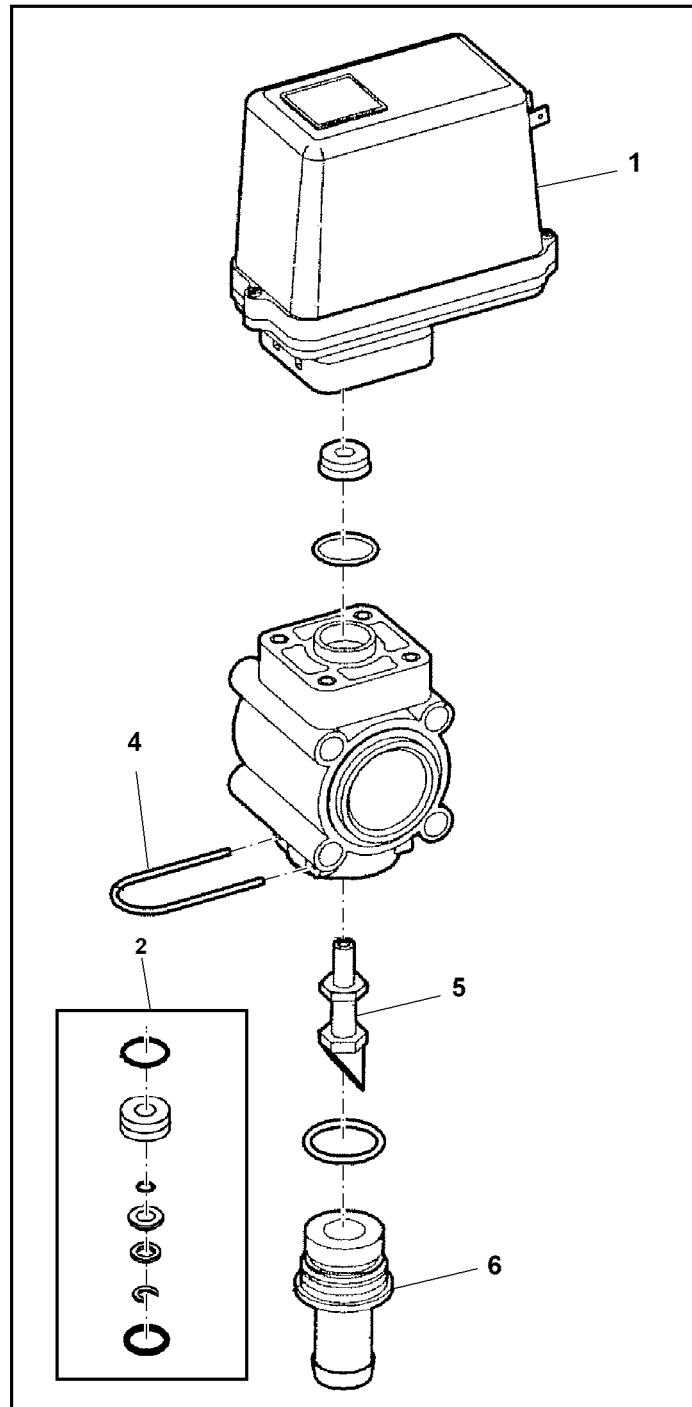


PU18841

| Key | Part No. | Part Name     | Qty. | Serial No. | Remarks                                 |
|-----|----------|---------------|------|------------|---|
| 1   | 19M10254 | Screw         | 8    |            |   |
| 2   | 24M7036  | Washer        | 4    |            | 9 X 16 X 1.600 mm                       |
| 3   | TCU27299 | Bracket       | 2    |            |   |
| 4   | TCU27295 | Fitting       | 1    |            |   |
| 5   | .....    | Valve Stack   | 1    |            | Order Components                        |
| 6   | TCA19690 | Control Valve | 1    |            |   |
| 7   | TCA19694 | Filter        | 1    |            |   |
| 8A  | TCA19693 | Valve         | 1    |            | ORDER TCA21506; Electric Proportional   |
| 8B  | TCA26146 | Valve         | 1    |            | SUB FOR TCA21506; Electric Proportional |
| 9   | TCU27294 | Fitting       | 1    |            |   |
| 10  | 14M7166  | Lock Nut      | 4    |            | M8                                      |
| 11  | TCU27300 | O-Ring        | 2    |            |   |
| 12  | TCU39962 | Spacer        | 2    |            |   |
| 13  | 19M7897  | Screw         | 4    |            | M8 X 35                                 |
| 14  | 14M7396  | Lock Nut      | 4    |            | M8                                      |

Valve, Electric Proportional, Flow Control  
Soupape, proportionnelle électrique, commande de débit  
Proportionalventil, elektrisches, Durchflusssteuerung  
Valvola, proporzionale elettrica, regolazione del flusso  
Válvula, proporcional eléctrica, control de caudal  
Ventil, elektrisk, proportional, flödesreglering

PU39401 A.1



PU39401

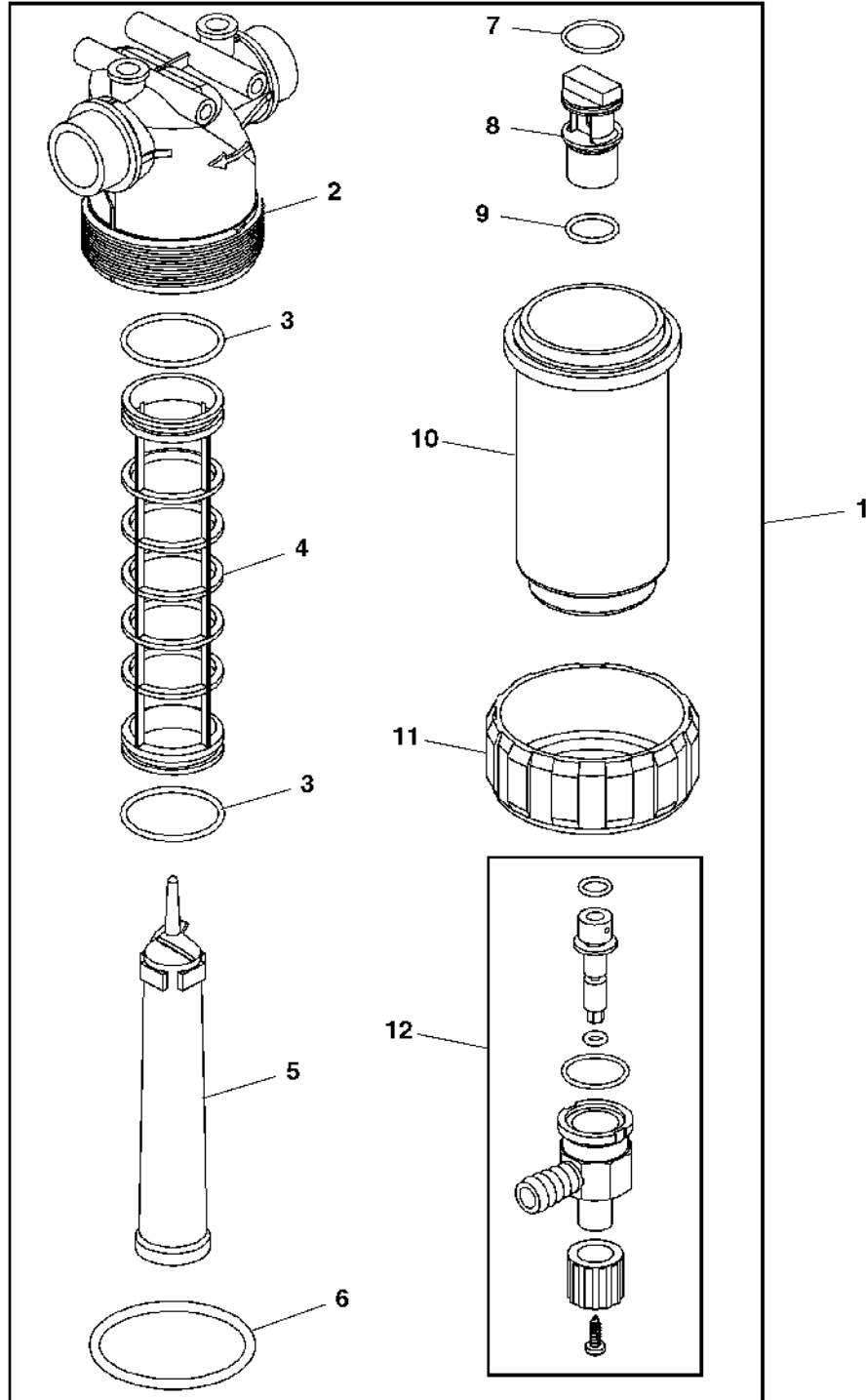
---

| <i>Key</i> | <i>Part No.</i> | <i>Part Name</i>        | <i>Qty.</i> | <i>Serial No.</i> | <i>Remarks</i>                |
|------------|-----------------|-------------------------|-------------|-------------------|-------------------------------|
| 1          | TCA26172        | Electric Motor          | 1           |                   | SUB FOR TCA19697              |
| 2          | AMT2247         | Seal Kit                | 1           |                   |                               |
| 3          | TCA26146        | Elec.Proportional Valve | 1           |                   | SUB FOR TCA21506 AND TCA19693 |
| 4          | MT4608          | Clip                    | 1           |                   |                               |
| 5          | TCU27321        | Stem                    | 1           |                   |                               |
| 6          | TCA20857        | Fitting                 | 1           |                   | SUB FOR TCA19706              |

---

Filter (- 110000)  
Filtre (- 110000)  
Filter (- 110000)  
Filtro (- 110000)  
Filtro (- 110000)  
Filter (- 110000)

PU01800 A.1



PU01800

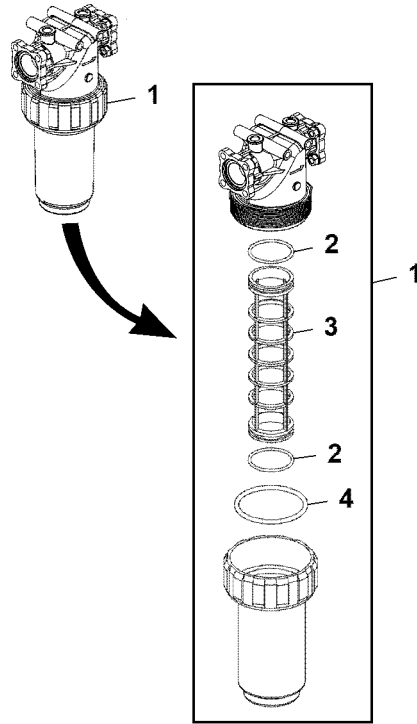
---

| Key | Part No.  | Part Name       | Qty. | Serial No. | Remarks                  |
|-----|-----------|-----------------|------|------------|--------------------------|
| 1   | TCA19694  | Filter          | 1    |            | ASSY                     |
| 2   | .....     | Housing         | 1    |            | 1-1/4", (ORDER TCA19694) |
| 3   | WZ1845242 | O-Ring          | 2    |            |                          |
| 4   | WZ1845243 | Filter          | 1    |            | 50 MESH BLUE, BLEU, BLAU |
| 5   | .....     | Barrel          | 1    |            | (ORDER TCA19694)         |
| 6   | WZ1845245 | Gasket          | 1    |            |                          |
| 7   | WZ1845232 | Gasket          | 1    |            |                          |
| 8   | .....     | Adapter Fitting | 1    |            | (ORDER TCA19694)         |
| 9   | WZ1845251 | Gasket          | 1    |            |                          |
| 10  | WZ1845252 | Housing         | 1    |            |                          |
| 11  | WZ1845247 | Ring            | 1    |            |                          |
| 12  | .....     | Valve           | 1    |            | (ORDER TCA19694)         |

---

Filter (110001 - )  
 Filtre (110001 - )  
 Filter (110001 - )  
 Filtro (110001 - )  
 Filtro (110001 - )  
 Filter (110001 - )

PU39767 A.1



PU39767

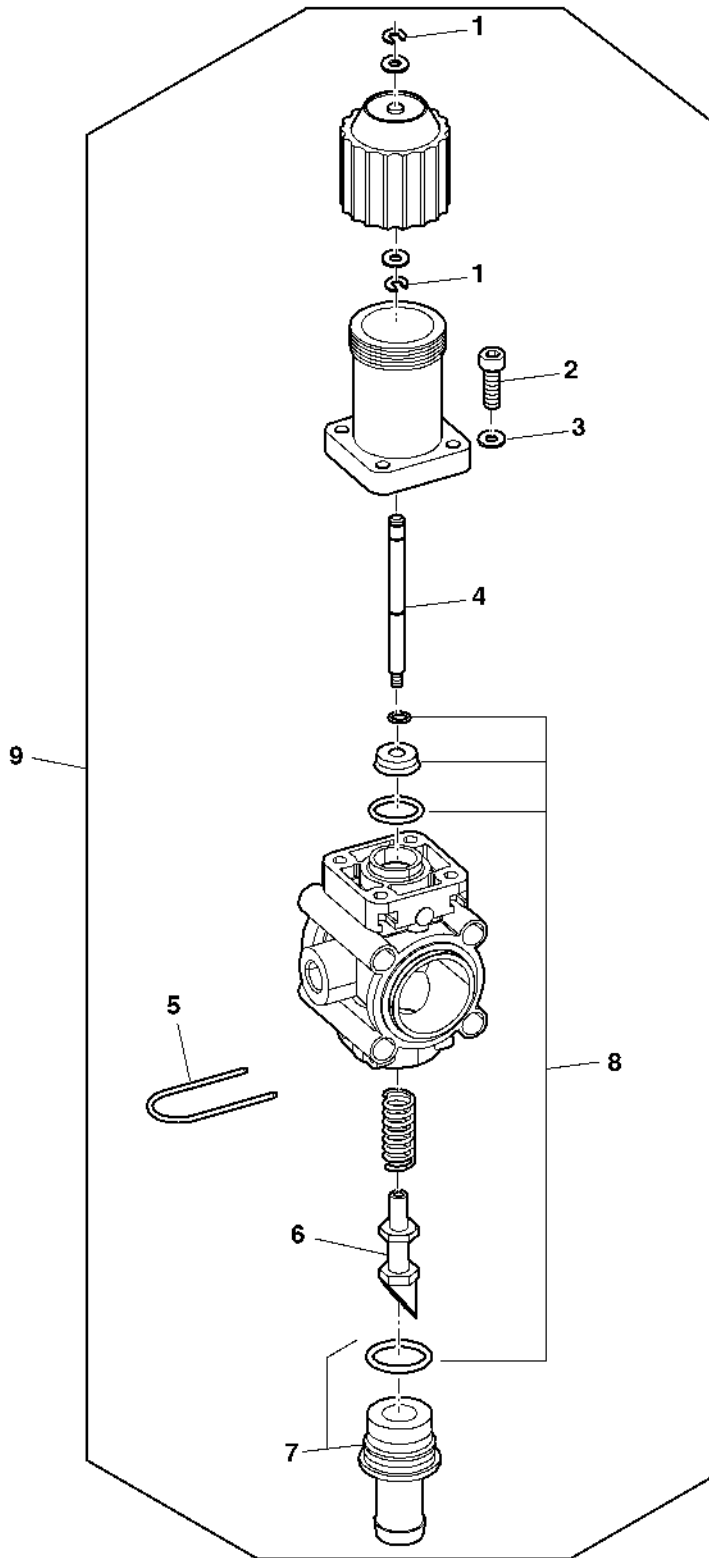
| Key | Part No.  | Part Name | Qty. | Serial No. | Remarks  |
|-----|-----------|-----------|------|------------|----------|
| 1   | AUC13653  | Filter    | 1    |            | Strainer |
| 2   | WZ1845242 | O-Ring    | 2    |            |          |
| 3   | WZ1845243 | Filter    | 1    |            |          |
| 4   | WZ1845245 | Gasket    | 1    |            |          |





Control Valve Kit  
 Kit de distributeur  
 Steuerventilsatz  
 Control Valve Kit  
 Juego de válvula de control  
 Control Valve Kit

PU02075 A.1



PU02075

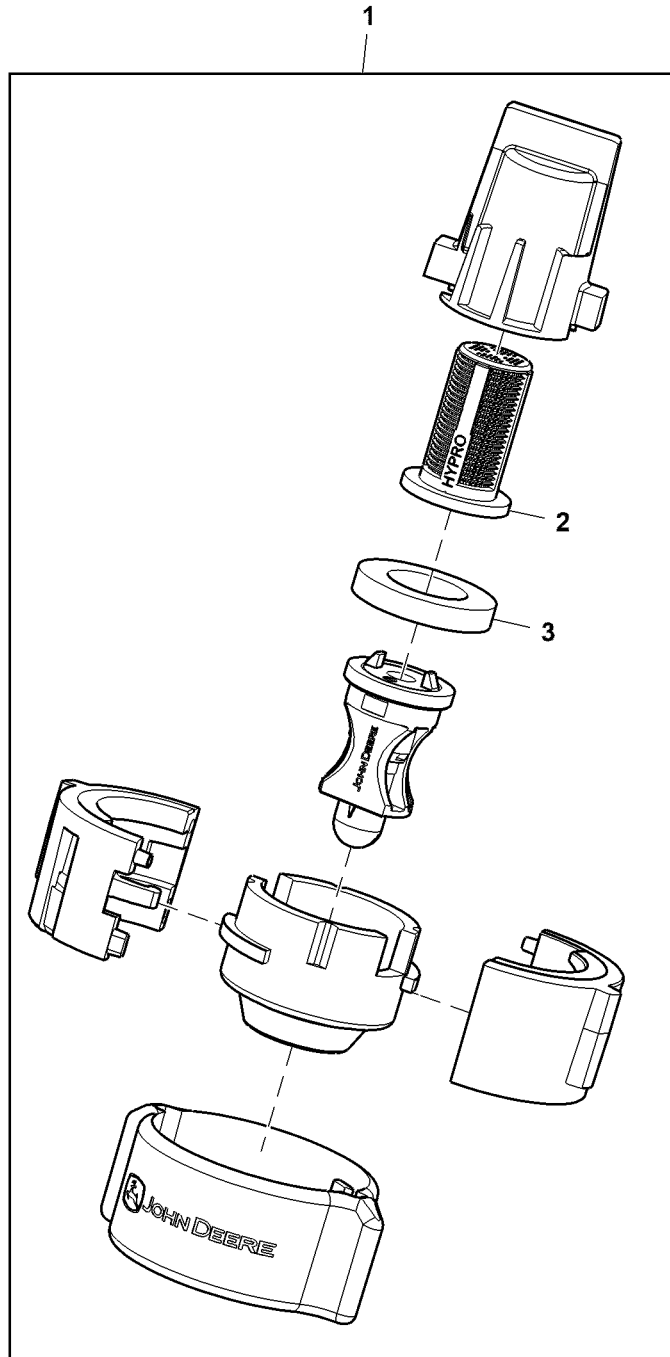
---

| Key | Part No. | Part Name     | Qty. | Serial No. | Remarks            |
|-----|----------|---------------|------|------------|--------------------|
| 1   | 40M7251  | Snap Ring     | 2    |            | (SUB FOR TCU27329) |
| 2   | 19M9400  | Screw         | 4    |            | M5 X 20            |
| 3   | 24M7333  | Washer        | 4    |            | 5.300 X 10 X 1 mm  |
| 4   | TCU27320 | Stem          | 1    |            |                    |
| 5   | MT4608   | Clip          | 1    |            |                    |
| 6   | TCU27321 | Stem          | 1    |            | Meter              |
| 7   | MT4609   | Fitting       | 1    |            |                    |
| 8   | AMT2247  | Seal Kit      | 1    |            |                    |
| 9   | TCA19690 | Control Valve | 1    |            |                    |

---

Turf XC Nozzle  
Buse gazon XC  
Düse für Turf XC  
Ugello Turf XC  
Boquilla XC de césped  
Turf XC-munstycke

PU34620 A.1

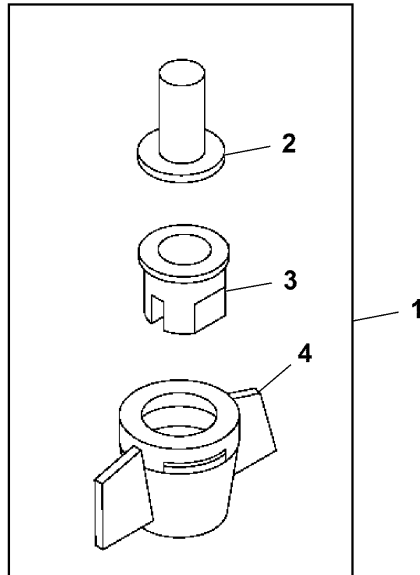


PU34620

| Key | Part No.   | Part Name | Qty. | Serial No. | Remarks  |
|-----|------------|-----------|------|------------|--|
| 1   | PSXCQ10025 | Nozzle    | 1    |            | Spray Angle = 110, Nozzle Size = 0.25 GPM            |
|     | PSXCQ3004  | Nozzle    | 1    |            | Spray Angle = 130, Nozzle Size = 0.4 GPM             |
|     | PSXCQ3008  | Nozzle    | 1    |            | Spray Angle = 130, Nozzle Size = 0.8 GPM             |
|     | PMH4238    | Nozzle    | 1    |            | Spray Angle = 110, Nozzle Size = 0.25 GPM, PKG of 13 |
|     | PMH4239    | Nozzle    | 1    |            | Spray Angle = 130, Nozzle Size = 0.4 GPM, PKG of 13  |
|     | PMH4240    | Nozzle    | 1    |            | Spray Angle = 130, Nozzle Size = 0.8 GPM, PKG of 13  |
| 2   | PS310      | Nozzle    | 1    |            | SUB FOR PM310, 50 Mesh                               |
| 3   | PM200040V1 | Seal      | 1    |            | PKG of 40, Viton                                     |
|     | PM200040-1 | Seal      | 1    |            | PKG of 40, EPDM                                      |

Flat Fan Nozzles  
 Buses à jet plat  
 Flachstrahldüsen  
 Ugelli a getto piatto  
 Boquillas de abanico plano  
 Spaltnunstycken

TC415459 A.1



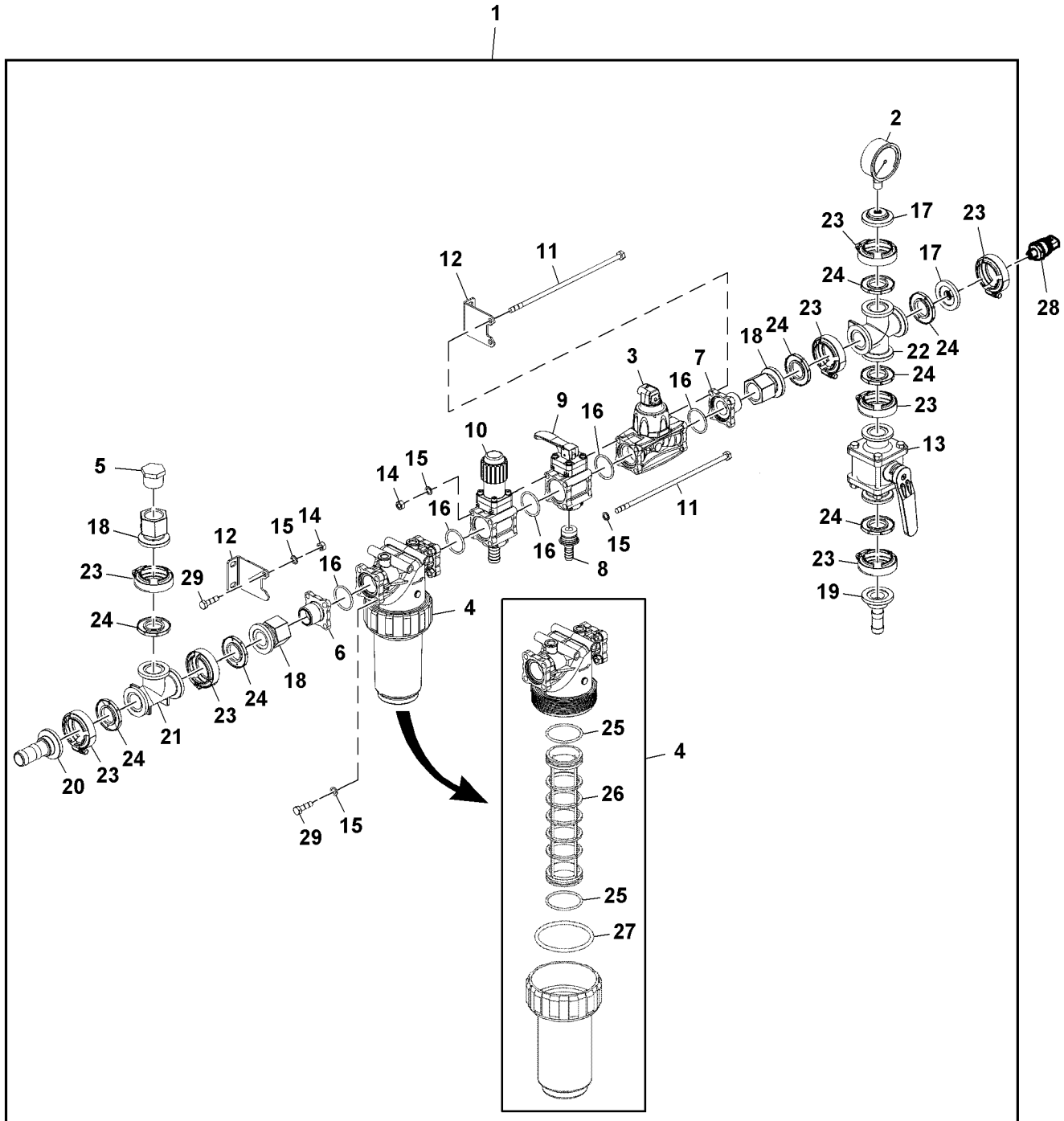
## TC415459

| Key | Part No.       | Part Name  | Qty. | Serial No. | Remarks  |
|-----|----------------|------------|------|------------|--|
| 1   | <b>BM19256</b> | <b>Kit</b> | 1    |            | <b>FLAT FAN (SET OF 13) (WHOLE GOODS)</b>  |
| 2   | PS310          | Nozzle     | 1    |            | (PKG OF 6) , 50 MESH, (SUB FOR PM310 AND PM00073-790)                            |
|     | PS311          | Nozzle     | 1    |            | (PKG OF 6) , 100 MESH, (SUB FOR PM00073-791 OR PM311)                            |
| 3   | PSER8004       | Nozzle     | 1    |            | (PKG OF 6) , SIZE 4, STANDARD, (SUB FOR PSER18004 AND PMN0073-1117 OR PMER18004) |
|     | PMER180015     | Nozzle     | 1    |            | (PKG OF 6) , SIZE 1.5, (SUB FOR PMN0073-1114)                                    |
|     | PSER18002      | Nozzle     | 1    |            | (PKG OF 6) , SIZE 2, (SUB FOR PMN0073-1115 OR PMER18002)                         |
|     | PSER18003      | Nozzle     | 1    |            | (PKG OF 6) , SIZE 3, (SUB FOR PMN0073-1116 OR PMER18003)                         |
|     | PMER18005      | Nozzle     | 1    |            | (PKG OF 6) , SIZE 5, (SUB FOR PMN0073-1118)                                      |
|     | PSER18006      | Nozzle     | 1    |            | (PKG OF 6) , SIZE 6, (SUB FOR PMN0073-1119 OR PMER18006)                         |
|     | PMER18008      | Nozzle     | 1    |            | (PKG OF 6) , SIZE 8, (SUB FOR PMN0073-1120)                                      |
| 4   | PS90020        | Cap        | 1    |            | W/SEAL, (SUB FOR PM990-6 AND PM50990-2)  |



Valve Stack Kit  
 Kit bloc de distributeurs  
 Ventilblocksatz  
 Kit gruppo valvole  
 Juego de conjunto de válvulas  
 Ventilblocksats

PU37076 A.1



PU37076



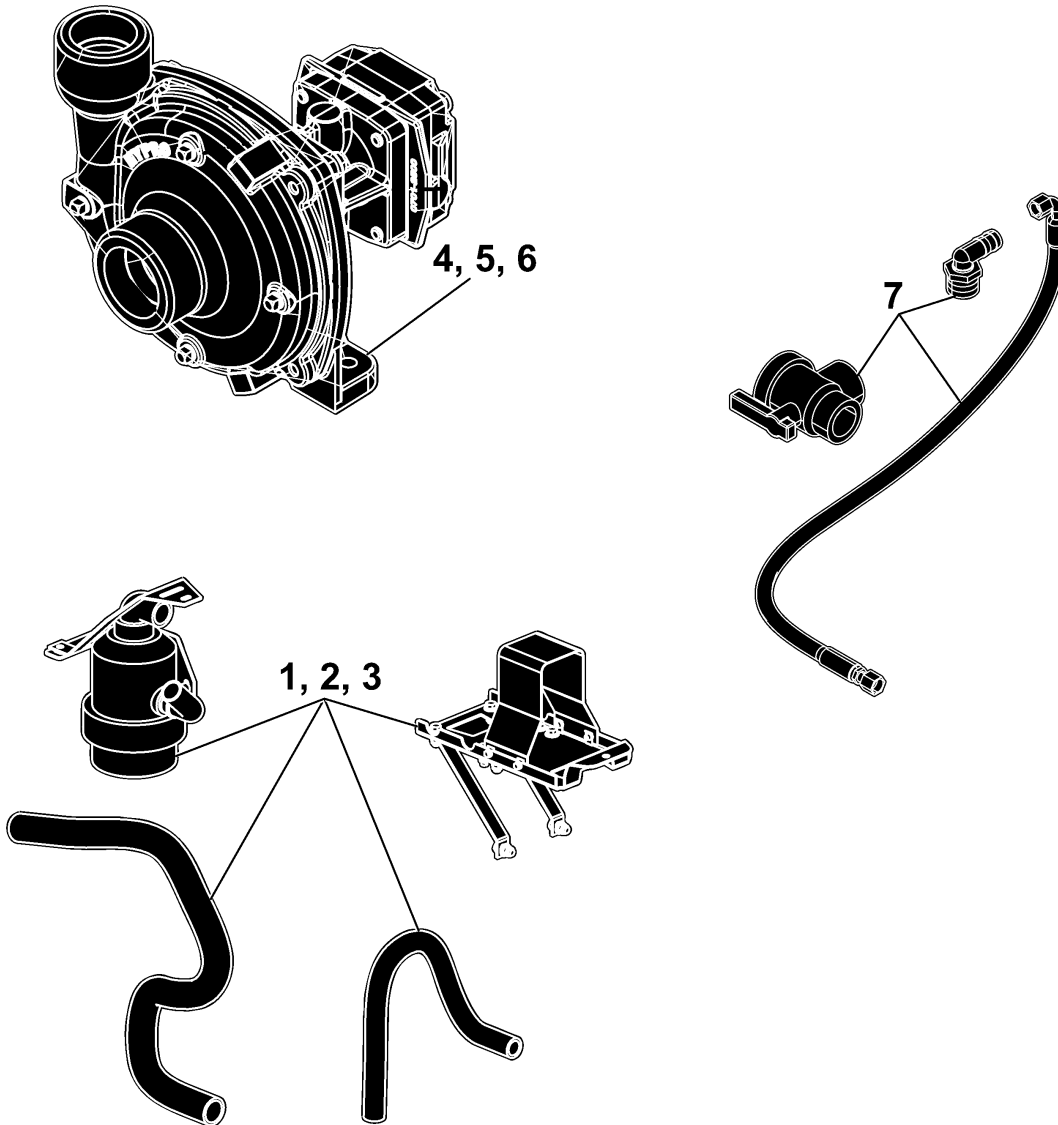
| Key | Part No.  | Part Name               | Qty. | Serial No. | Remarks                         |
|-----|-----------|-------------------------|------|------------|---------------------------------|
| 1   | AUC17334  | Valve Stack             | 1    |            | SUB FOR AUC10832                |
| 2   | TCU32988  | Pressure Gauge          | 1    |            |                                 |
| 3   | AUC13654  | Mass Flow Sensor Module | 1    |            | Flow Metre                      |
| 4   | AUC13653  | Filter                  | 1    |            | Strainer                        |
| 5   | UC17798   | Hose Fitting            | 1    |            |                                 |
| 6   | TCU27295  | Fitting                 | 1    |            | End Cap                         |
| 7   | TCU27302  | Adapter                 | 1    |            | Valve Bank                      |
| 8   | MT6386    | Fitting                 | 1    |            |                                 |
| 9   | AMT2249   | Process Valve           | 1    |            | Components On Separate Page     |
| 10  | TCA19690  | Control Valve           | 1    |            | Components On Separate Page     |
| 11  | UC17804   | Bolt                    | 4    |            |                                 |
| 12  | TCU27299  | Bracket                 | 2    |            | Valve Mounting                  |
| 13  | UC17803   | Hand Operated Valve     | 1    |            |                                 |
| 14  | UC17802   | Nut                     | 8    |            |                                 |
| 15  | UC17801   | Washer                  | 12   |            |                                 |
| 16  | UC17799   | O-Ring                  | 5    |            | Electrovalve                    |
| 17  | UC17797   | Hose Fitting            | 3    |            |                                 |
| 18  | UC17796   | Hose Fitting            | 3    |            |                                 |
| 19  | UC17795   | Hose Fitting            | 1    |            | USE WITH AUC10832               |
|     | UC27443   | Hose Fitting            | 1    |            | USE WITH AUC17334               |
| 20  | UC17794   | Hose Fitting            | 2    |            |                                 |
| 21  | UC17793   | Hose Fitting            | 1    |            |                                 |
| 22  | UC17792   | Hose Fitting            | 1    |            |                                 |
| 23  | UC17791   | Clamp                   | 8    |            |                                 |
| 24  | UC17790   | Gasket                  | 8    |            |                                 |
| 25  | WZ1845242 | O-Ring                  | 2    |            |                                 |
| 26  | WZ1845243 | Filter                  | 1    |            |                                 |
| 27  | WZ1845245 | Gasket                  | 1    |            |                                 |
| 28  | UC28079   | Pressure Gauge          | 1    |            | SUB FOR UC10119, Pressure Gauge |
| 29  | UC17805   | Bolt                    | 5    |            |                                 |



Sectional Pictorial Index  
Index d'illustrations par sections.  
Gruppenbildindex  
Indice illustrato delle sezioni  
Indice de ilustraciones por secciones  
Avsnittsbildregister

PU37809 A.1

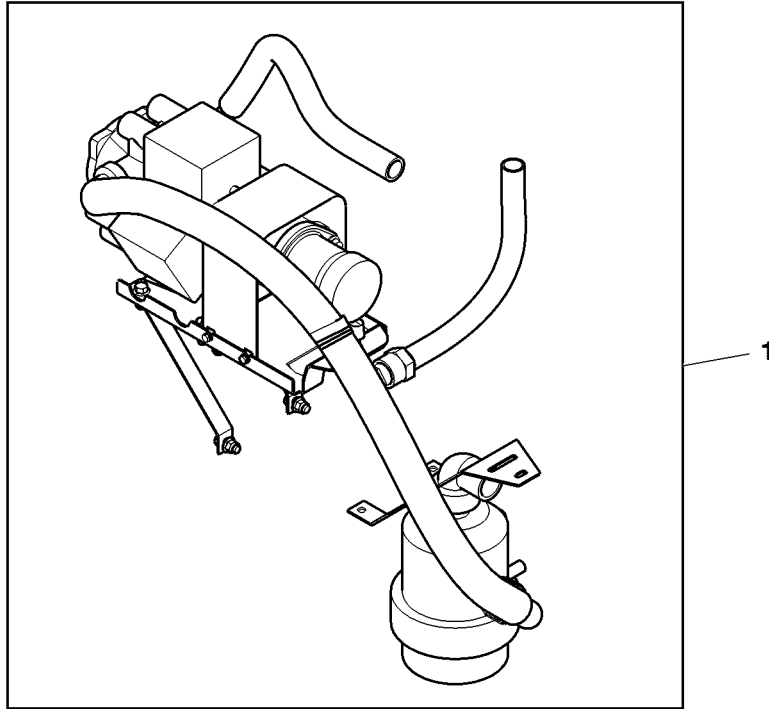
|    |     |
|----|-----|
| 1- | 150 |
| 1- | 144 |
| 2- | 146 |
| 2- | 152 |
| 3- | 148 |
| 3- | 154 |
| 4- | 160 |
| 5- | 162 |
| 6- | 164 |
| 7- | 156 |
| 7- | 158 |
| 7- | 166 |



PU37809

Attachment, Diaphragm Pump  
 Accessoire, pompe à membrane  
 Zubehör, Membranpumpe  
 Attrezzo, pompa a membrana  
 Accesorio, bomba de diafragma  
 Tillbehör, membranpump

PU08821 A.1



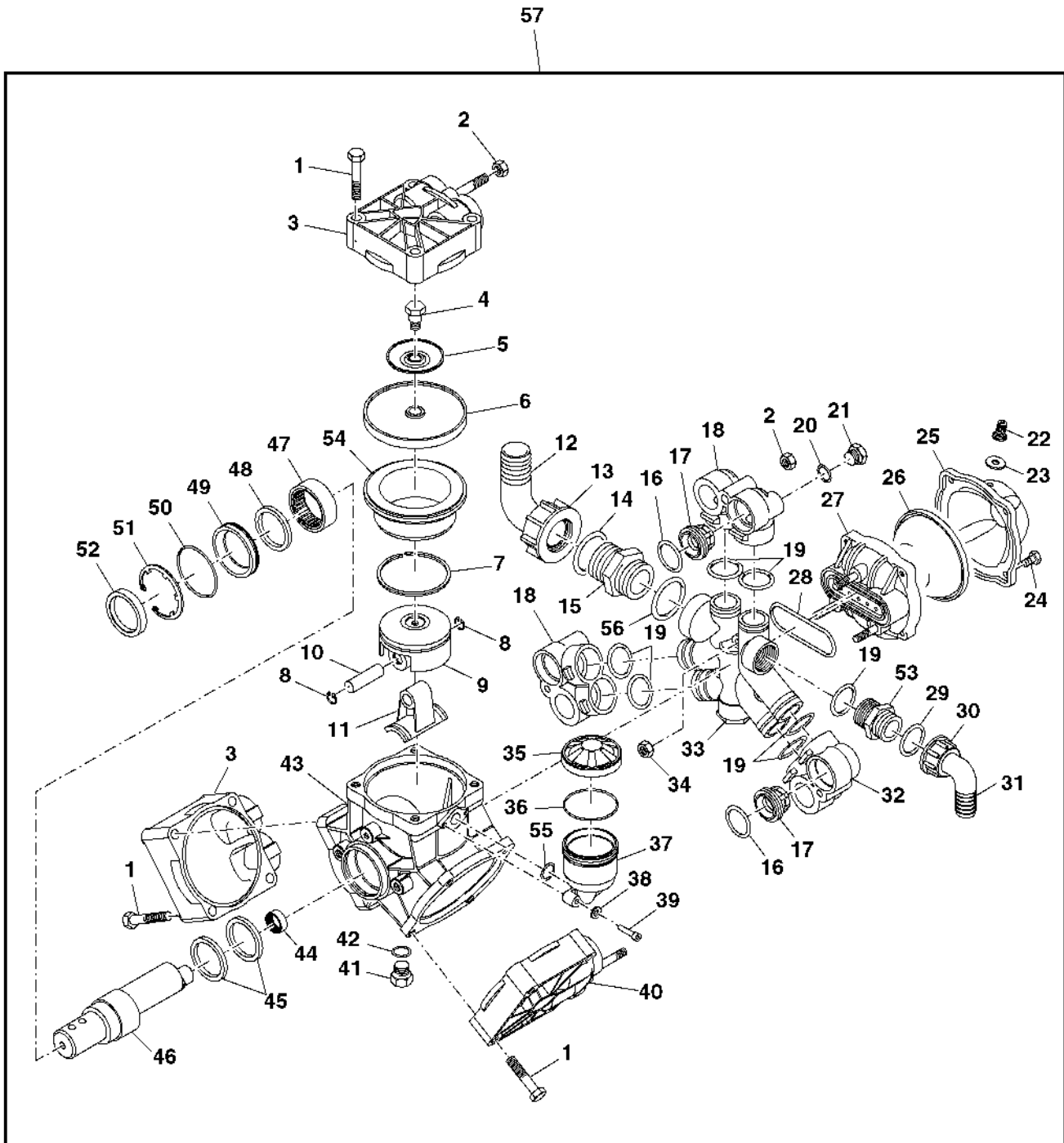
PU08821

| Key | Part No. | Part Name | Qty. | Serial No. | Remarks |
|-----|----------|-----------|------|------------|---------|
| 1   | BTC10064 | Pump Kit  | 1    |            |         |



DIAPHRAGM PUMP  
 POMPE à MEMBRANE  
 DIAPHRAGMAPUMPE  
 POMPA A DIAFRAMMA  
 BOMBA DE DIAFRAGMA  
 DIAFRAGMAPUMP

PU01795 A.1

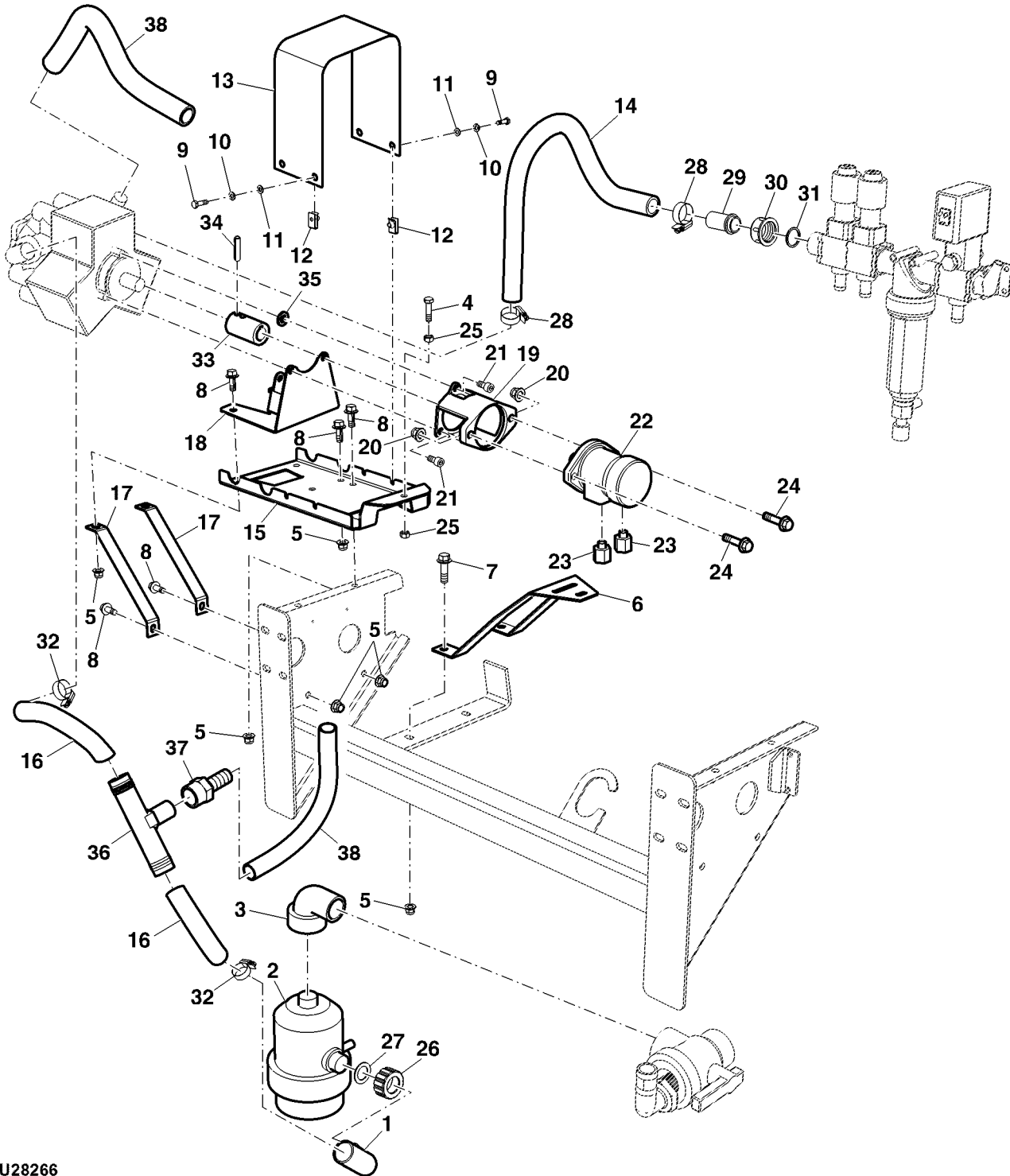


PU01795

| Key | Part No. | Part Name                  | Qty. | Serial No. | Remarks                      |
|-----|----------|----------------------------|------|------------|------------------------------|
| 1   | 19M7181  | Cap Screw                  | 12   |            | M10 X 55                     |
| 2   | 14M7274  | Nut                        | 3    |            | M10                          |
| 3   | TCA19680 | Head Kit                   | 2    |            | Pump, DX Right               |
| 4   | TCU27291 | Bolt                       | 3    |            |                              |
| 5   | TCU27290 | Washer                     | 3    |            |                              |
| 6   | .....    | Diaphragm                  | 3    |            | (A) (ORDER TCA19675)         |
| 7   | TCU27255 | Piston Ring                | 3    |            |                              |
| 8   | TCU27258 | Ring                       | 6    |            |                              |
| 9   | TCU27256 | Piston                     | 3    |            |                              |
| 10  | TCU27257 | Piston Pin                 | 3    |            |                              |
| 11  | TCU27259 | Connecting Rod             | 3    |            |                              |
| 12  | TCU27286 | Elbow Fitting              | 1    |            |                              |
| 13  | TCU27271 | Nut                        | 1    |            |                              |
| 14  | .....    | O-Ring                     | 1    |            | (B); ORDER TCA19677          |
| 15  | TCU27272 | Adapter Fitting            | 1    |            |                              |
| 16  | .....    | O-Ring                     | 6    |            | (A) (B) (C) (ORDER TCA19677) |
| 17  | .....    | Check Valve                | 6    |            | (C) (ORDER TCA19676)         |
| 18  | TCA19687 | Retainer                   | 2    |            | DX RIGHT VALVE               |
| 19  | .....    | O-Ring                     | 7    |            | (B) (ORDER TCA19677)         |
| 20  | TCU27268 | O-Ring                     | 1    |            |                              |
| 21  | TCU27289 | Plug                       | 1    |            |                              |
| 22  | TCA19684 | Valve                      | 1    |            |                              |
| 23  | .....    | O-Ring                     | 1    |            | (B) (ORDER TCA19677)         |
| 24  | 19M7881  | Screw                      | 4    |            | M8 X 20                      |
| 25  | TCU27277 | Pneumatic Accumulator      | 1    |            |                              |
| 26  | .....    | Diaphragm                  | 1    |            | (A) (ORDER TCA19675)         |
| 27  | TCA19683 | Manifold                   | 1    |            | ACCUMULATOR                  |
| 28  | TCU27275 | Gasket                     | 1    |            |                              |
| 29  | .....    | O-Ring                     | 1    |            | (B) (ORDER TCA19677)         |
| 30  | TCU27284 | Nut                        | 1    |            |                              |
| 31  | TCU27285 | Elbow Fitting              | 1    |            |                              |
| 32  | TCA19688 | Retainer                   | 1    |            | SX LEFT VALVE                |
| 33  | TCA19679 | Manifold                   | 1    |            | Pump, D115                   |
| 34  | 14M7273  | Nut                        | 3    |            | M8                           |
| 35  | TCU27293 | Filler Cap                 | 1    |            | SIGHT GLASS                  |
| 36  | .....    | O-Ring                     | 1    |            | (B) (ORDER TCA19677)         |
| 37  | TCU27292 | Reservoir                  | 1    |            |                              |
| 38  | 24M7054  | Washer                     | 2    |            | 6.400 X 12 X 1.600 mm        |
| 39  | 19M8263  | Screw                      | 2    |            | M6 X 30                      |
| 40  | TCA19681 | Head Kit                   | 1    |            | Pump, SX Left                |
| 41  | TCU27288 | Drain Plug                 | 1    |            |                              |
| 42  | .....    | O-Ring                     | 1    |            | (B) (ORDER TCA19677)         |
| 43  | TCA19678 | Pump                       | 1    |            | BODY                         |
| 44  | TCA19686 | Bushing                    | 1    |            |                              |
| 45  | TCU27282 | Ring                       | 2    |            |                              |
| 46  | TCU27281 | Shaft                      | 1    |            |                              |
| 47  | TCA19685 | Cylindrical Roller Bearing | 1    |            |                              |
| 48  | TCU27280 | Spacer                     | 1    |            |                              |
| 49  | TCU27279 | Gasket                     | 1    |            |                              |
| 50  | .....    | O-Ring                     | 1    |            | (B) (ORDER TCA19677)         |
| 51  | TCU27278 | Retainer                   | 1    |            |                              |
| 52  | TCU27287 | Sealing Ring               | 1    |            |                              |
| 53  | TCU27283 | Adapter Fitting            | 1    |            |                              |
| 54  | TCU27254 | Sleeve                     | 3    |            |                              |
| 55  | .....    | O-Ring                     | 1    |            | (B) (ORDER TCA19677)         |
| 56  | .....    | O-Ring                     | 1    |            | (B) (ORDER TCA19677)         |
| 57  | TCA19660 | Pump                       | 1    |            |                              |
| 58  | BTC10064 | Pump Kit                   | 1    |            | Not Illustrated              |
| ..  | TCA19675 | Diaphragm Kit              | 1    |            | (INCLUDES PARTS MARKED (A))  |
| ..  | TCA19676 | Valve Kit                  | 1    |            | (INCLUDES PARTS MARKED (C))  |
| ..  | TCA19677 | O-Ring Kit                 | 1    |            | (INCLUDES PARTS MARKED (B))  |

PUMP MOUNTING  
 MONTAGE DE LA POMPE  
 PUMPE MONTAGE  
 POMPA DI MONTAGGIO  
 MONTAJE DE LA BOMBA  
 PUMPEN MONTERING

PU28266 A.1



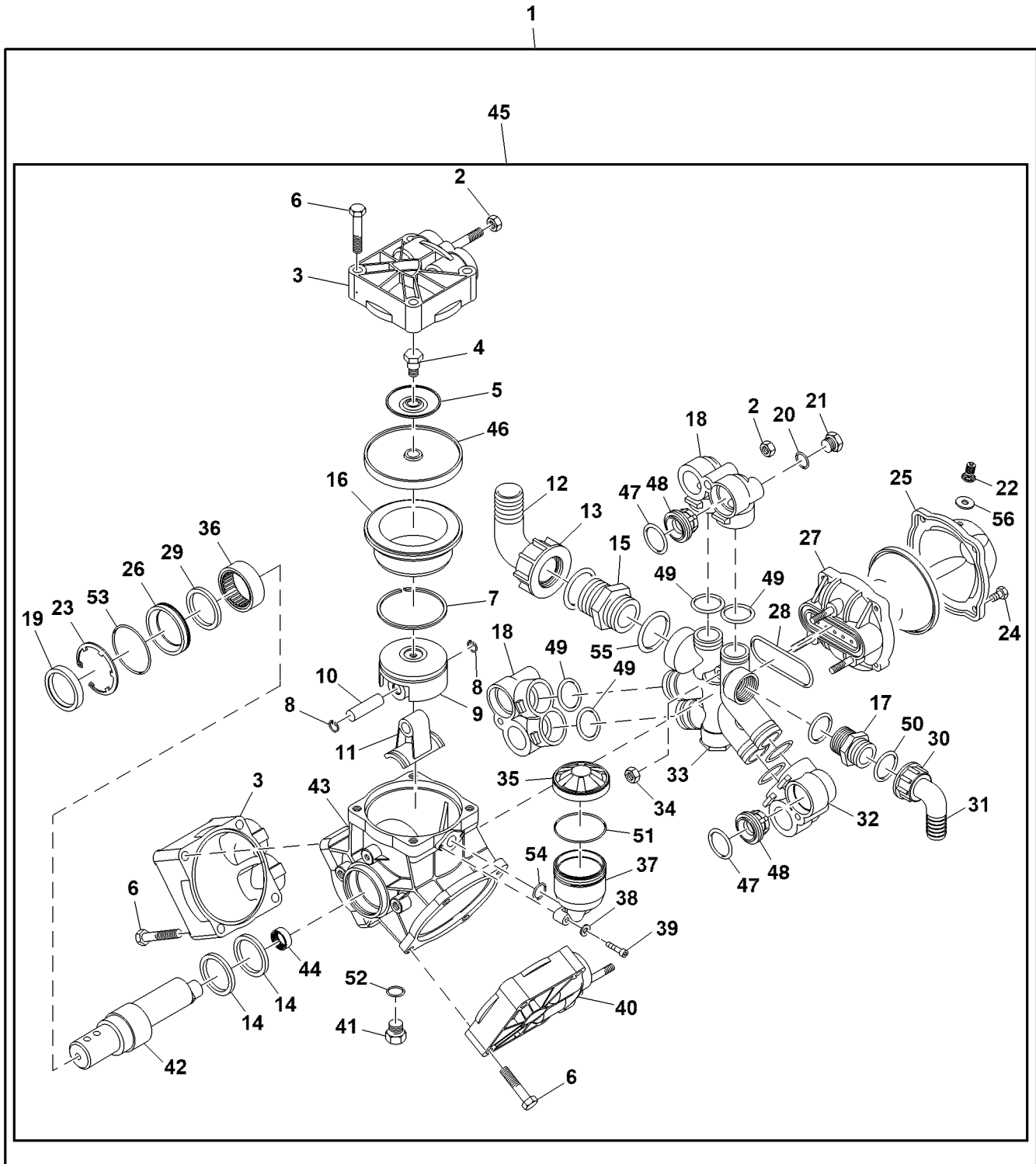
PU28266



| Key | Part No.     | Part Name       | Qty. | Serial No. | Remarks                       |
|-----|--------------|-----------------|------|------------|-------------------------------|
| 1   | TCU26792     | Hose Fitting    | 1    |            |                               |
| 2   | TCA19413     | Strainer        | 1    |            |                               |
| 3   | PMSL150-90   | Elbow Fitting   | 1    |            |                               |
| 4   | AT183015     | Bumper          | 1    |            |                               |
| 5   | 14M7465      | Lock Nut        | 10   |            | M10                           |
| 6   | TCU26184     | Bracket         | 1    |            |                               |
| 7   | 19M7835      | Screw           | 2    |            | M10 X 35                      |
| 8   | 19M7785      | Screw           | 8    |            | M10 X 25                      |
| 9   | 19M7077      | Cap Screw       | 4    |            | M6 X 20                       |
| 10  | 12H302       | Lock Washer     | 4    |            | 1/4"                          |
| 11  | 24M7054      | Washer          | 4    |            | 6.400 X 12 X 1.600 mm         |
| 12  | M84972       | Nut             | 4    |            |                               |
| 13  | TCU26560     | Shield          | 1    |            |                               |
| 14  | TCU27335     | Hose            | AR   |            |                               |
| 15  | TCU25041     | Bracket         | 1    |            |                               |
| 16  | PM300EPDM150 | Bulk Hose       | AR   |            |                               |
| 17  | TCU25042     | Bracket         | 2    |            |                               |
| 18  | TCA19664     | Bracket         | 1    |            | DIAPHRAGM PUMP MOUNT          |
| 19  | TCU27273     | Flange          | 1    |            | ORDER TCA19661(A)             |
| 20  | 14M7401      | Lock Nut        | 2    |            | M12                           |
| 21  | 19M9200      | Screw           | 3    |            | M10 X 20, NLA; (A)            |
| 22  | TCA19662     | Hydraulic Motor | 1    |            |                               |
| 23  | X10-8F5OG5-S | Adapter Fitting | 2    |            |                               |
| 24  | 19M8306      | Screw           | 2    |            | M12 X 50                      |
| 25  | 14M7274      | Nut             | 2    |            | M10                           |
| 26  | TCU26791     | Retainer        | 1    |            |                               |
| 27  | TCU26793     | O-Ring          | 1    |            |                               |
| 28  | TY22467      | Clamp           | 2    |            |                               |
| 29  | TCU27144     | Hose Fitting    | 1    |            |                               |
| 30  | TCU27143     | Nut             | 1    |            |                               |
| 31  | TCU27145     | O-Ring          | 1    |            |                               |
| 32  | TY22470      | Clamp           | 2    |            |                               |
| 33  | TCU27274     | Coupling        | 1    |            | (A)                           |
| 34  | 34M7070      | Spring Pin      | 2    |            | 10 X 45 mm, (A)               |
| 35  | 24H1304      | Washer          | 1    |            | 13/32" X 23/32" X 0.120", (A) |
| 36  | PMHBT150100  | Tee Fitting     | 1    |            |                               |
| 37  | PMHBF100     | Fitting         | 1    |            |                               |
| 38  | TY24415      | Bulk Hose       | AR   |            |                               |
| ..  | TCA19661     | Flange Kit      | 1    |            | (INCLUDES PARTS MARKED (A))   |

Diaphragm Pump Kit (1/3)  
 Kit de pompe à diaphragme (1/3)  
 Membranpumpensatz (1/3)  
 Kit pompa a membrana (1/3)  
 Juego de bomba de diafragma (1/3)  
 Membranpumpssats (1/3)

PU39768 A.1

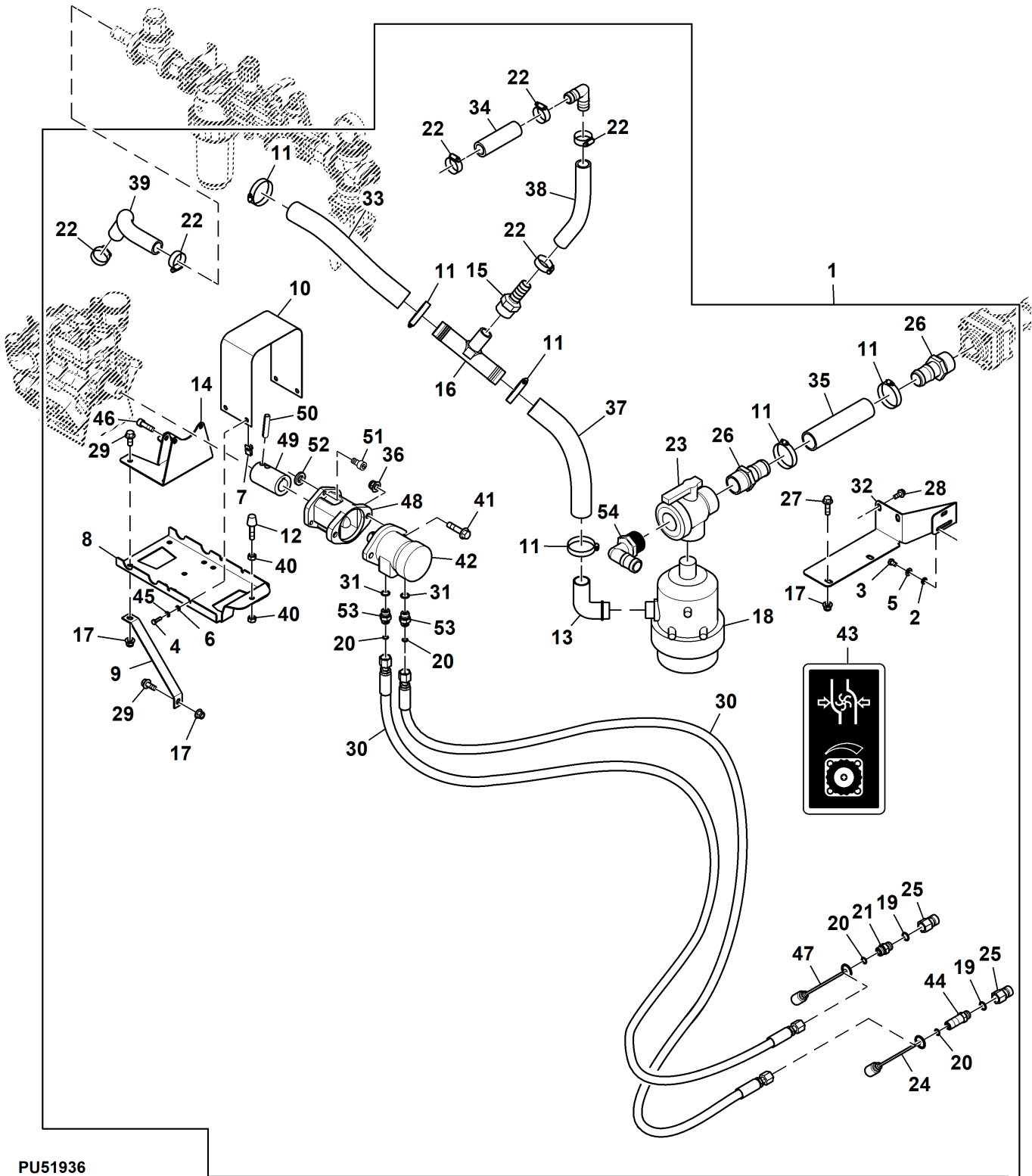


PU39768

| Key | Part No. | Part Name                  | Qty. | Serial No. | Remarks                                      |
|-----|----------|----------------------------|------|------------|--|
| 1   | BUC11328 | Pump Kit                   | 1    |            | ORDER BUC11297; SUB FOR BUC10882 OR BTC10064 |
|     | BUC11297 | Pump Kit                   | 1    |            |  |
| 2   | 14M7274  | Nut                        | 3    |            | M10  |
| 3   | TCA19680 | Head Kit                   | 2    |            | Pump, DX Right                               |
| 4   | TCU27291 | Bolt                       | 3    |            |  |
| 5   | TCU27290 | Washer                     | 3    |            |  |
| 6   | 19M7181  | Cap Screw                  | 12   |            | M10 X 55                                     |
| 7   | TCU27255 | Piston Ring                | 3    |            |  |
| 8   | TCU27258 | Snap Ring                  | 6    |            |  |
| 9   | TCU27256 | Piston                     | 3    |            |  |
| 10  | TCU27257 | Piston Pin                 | 3    |            |  |
| 11  | TCU27259 | Connecting Rod             | 3    |            |  |
| 12  | TCU27286 | Elbow Fitting              | 1    |            |  |
| 13  | TCU27271 | Nut                        | 1    |            |  |
| 14  | TCU27282 | Ring                       | 2    |            |  |
| 15  | TCU27272 | Adapter Fitting            | 1    |            |  |
| 16  | TCU27254 | Sleeve                     | 3    |            |  |
| 17  | TCU27283 | Adapter Fitting            | 1    |            |  |
| 18  | TCA19687 | Retainer                   | 2    |            | Right Valve                                  |
| 19  | TCU27287 | Sealing Ring               | 1    |            |  |
| 20  | TCU27268 | O-Ring                     | 1    |            |  |
| 21  | TCU27289 | Plug                       | 1    |            |  |
| 22  | TCA19684 | Valve                      | 1    |            |  |
| 23  | TCU27278 | Retainer                   | 1    |            |  |
| 24  | 19M7881  | Screw                      | 4    |            | M8 X 20                                      |
| 25  | TCU27277 | Pneumatic Accumulator      | 1    |            |  |
| 26  | TCU27279 | Gasket                     | 1    |            |  |
| 27  | TCA19683 | Pump Repair Kit            | 1    |            |  |
| 28  | TCU27275 | Gasket                     | 1    |            |  |
| 29  | TCU27280 | Spacer                     | 1    |            |  |
| 30  | TCU27284 | Nut                        | 1    |            |  |
| 31  | TCU27285 | Elbow Fitting              | 1    |            |  |
| 32  | TCA19688 | Retainer                   | 1    |            | Left Valve                                   |
| 33  | TCA19679 | Manifold                   | 1    |            | Pump, D115                                   |
| 34  | 14M7273  | Nut                        | 3    |            | M8   |
| 35  | TCU27293 | Filler Cap                 | 1    |            |  |
| 36  | TCA19685 | Cylindrical Roller Bearing | 1    |            |  |
| 37  | TCU27292 | Reservoir                  | 1    |            |  |
| 38  | 24M7054  | Washer                     | 2    |            | 6.400 X 12 X 1.600 mm                        |
| 39  | 19M8263  | Screw                      | 2    |            | M6 X 30                                      |
| 40  | TCA19681 | Head Kit                   | 1    |            | Pump, SX Left                                |
| 41  | TCU27288 | Drain Plug                 | 1    |            |  |
| 42  | TCU27281 | Shaft                      | 1    |            |  |
| 43  | TCA19678 | Housing                    | 1    |            | Pump   |
| 44  | TCA19686 | Bushing                    | 1    |            |  |
| 45  | TCA19660 | Pump                       | 1    |            | Diaphragm Pump                               |
| 46  | .....    | Diaphragm                  | 3    |            | (A) ORDER TCA19675                           |
| 47  | .....    | O-Ring                     | 6    |            | (A) (B) (C) ORDER TCA19675                   |
| 48  | .....    | Check Valve                | 6    |            | (C) ORDER TCA19676                           |
| 49  | .....    | O-Ring                     | 7    |            | (B) ORDER TCA19677                           |
| 50  | .....    | O-Ring                     | 1    |            | (B) ORDER TCA19677                           |
| 51  | .....    | O-Ring                     | 1    |            | (B) ORDER TCA19677                           |
| 52  | .....    | O-Ring                     | 1    |            | (B) ORDER TCA19677                           |
| 53  | .....    | O-Ring                     | 1    |            | (B) ORDER TCA19677                           |
| 54  | .....    | O-Ring                     | 1    |            | (B) ORDER TCA19677                           |
| 55  | .....    | O-Ring                     | 1    |            | (B) ORDER TCA19677                           |
| 56  | .....    | O-Ring                     | 1    |            | (B) ORDER TCA19677                           |
| ..  | TCA19675 | Diaphragm Kit              | 1    |            | (INCLUDES PARTS MARKED (A))                  |
| ..  | TCA19676 | Valve Kit                  | 1    |            | (INCLUDES PARTS MARKED (C))                  |
| ..  | TCA19677 | O-Ring Kit                 | 1    |            | (INCLUDES PARTS MARKED (B))                  |

Diaphragm Pump Kit (2/3)  
 Kit de pompe à diaphragme (2/3)  
 Membranpumpensatz (2/3)  
 Kit pompa a membrana (2/3)  
 Juego de bomba de diafragma (2/3)  
 Membranpumpssatz (2/3)

PU51936 A.1

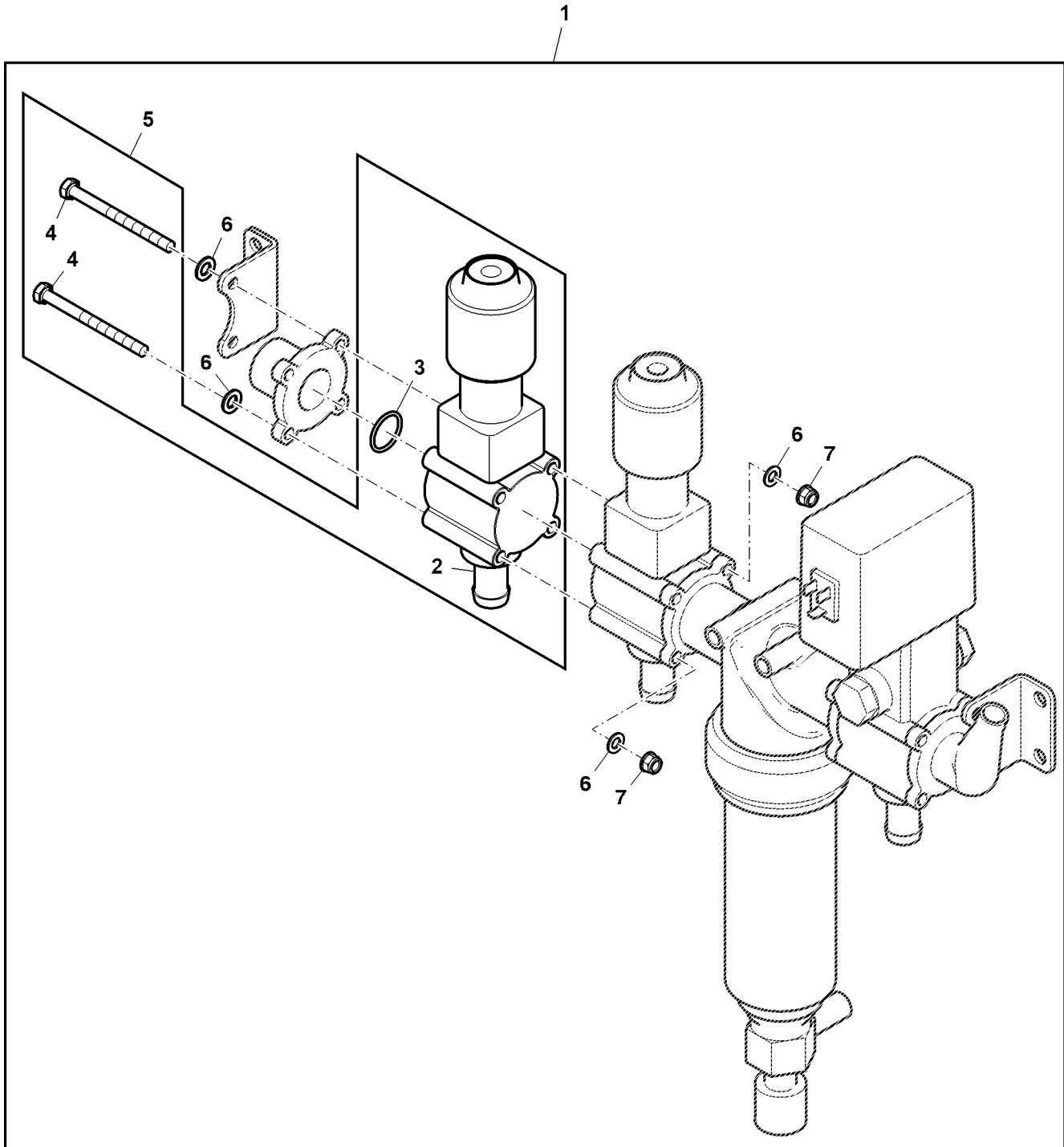


PU51936

| Key | Part No.     | Part Name                | Qty. | Serial No. | Remarks  |
|-----|--------------|--------------------------|------|------------|--|
| 1   | BUC11328     | Pump Kit                 | 1    |            | ORDER BUC11297; SUB FOR BUC10822 OR BTC10064             |
|     | BUC11297     | Pump Kit                 | 1    |            |  |
| 2   | 12H303       | Lock Washer              | 3    |            | 5/16"  |
| 3   | 19H2020      | Cap Screw                | 3    |            | 5/16" X 1/2"   |
| 4   | 19M7077      | Cap Screw                | 4    |            | M6 X 20  |
| 5   | 24H1136      | Washer                   | 3    |            | 11/32" X 11/16" X 0.065"                                 |
| 6   | 24M7054      | Washer                   | 4    |            | 6.400 X 12 X 1.600 mm                                    |
| 7   | M84972       | Nut                      | 4    |            |  |
| 8   | TCU25041     | Bracket                  | 1    |            | Pump Mount   |
| 9   | TCU25042     | Bracket                  | 2    |            | Pump Support   |
| 10  | TCU26560     | Shield                   | 1    |            | Pump Coupler   |
| 11  | TY22470      | Clamp                    | 6    |            |  |
| 12  | AT183015     | Bumper                   | 1    | -110000    | Door Stop<br>Stop  |
|     | AUC16210     | Bumper                   | 1    | 110001-    |  |
| 13  | TCU26792     | Hose Fitting             | 1    |            |  |
| 14  | TCA19664     | Bracket                  | 1    |            | Diaphragm Pump mount                                     |
| 15  | PMHBF100     | Fitting                  | 1    |            |  |
| 16  | PMHBT150100  | Tee Fitting              | 1    |            |  |
| 17  | 14M7465      | Lock Nut                 | 10   |            | M10  |
| 18  | TCA19413     | Strainer                 | 1    |            |  |
| 19  | R26375       | O-Ring                   | 2    |            |  |
| 20  | T77857       | O-Ring                   | 4    |            |  |
| 21  | 38H1161      | Adapter Fitting          | 1    |            |  |
| 22  | TY22467      | Clamp                    | 6    |            |  |
| 23  | TCA14663     | Hand Operated Valve      | 1    |            |  |
| 24  | W42993       | Cap                      | 1    |            |  |
| 25  | AM105467     | Hydr. Quick Coupler Plug | 2    |            |  |
| 26  | A53938       | Hose Fitting             | 2    |            |  |
| 27  | 19M7835      | Screw                    | 2    |            | M10 X 35   |
| 28  | 19M7866      | Screw                    | 2    |            | M8 X 20  |
| 29  | 19M7785      | Screw                    | 8    |            | M10 X 25   |
| 30  | AUC14947     | Hydraulic Hose           | 2    |            | Valve to Cobalt Pump Pressure                            |
| 31  | R26906       | O-Ring                   | 2    |            |  |
| 32  | UC20608      | Bracket                  | 1    |            | Valve Support  |
| 33  | .....        | Hose                     | 1    |            | CTL 358.3 mm, MF PM300EPDM150                            |
| 34  | .....        | Hose                     | 1    |            | CTL 120 mm, MF TY24415                                   |
| 35  | .....        | Hose                     | 1    |            | CTL 190.5 mm, MF PM300EPDM150                            |
| 36  | 14M7401      | Lock Nut                 | 2    |            | M12  |
| 37  | .....        | Hose                     | 1    |            | CTL 316.5 mm, MF PM300EPDM150                            |
| 38  | .....        | Hose                     | 1    |            | CTL 405 mm, MF TY24415                                   |
| 39  | .....        | Hose                     | 1    |            | CTL 580 mm, MF TY24415                                   |
| 40  | 14M7274      | Nut                      | 2    |            | M10  |
| 41  | 19M8306      | Screw                    | 2    |            | M12 X 50   |
| 42  | AUC18371     | Hydraulic Motor          | 1    |            | SUB FOR TCA19662   |
| 43  | TCU27438     | Label                    | 1    |            | Pressure Regulator                                       |
| 44  | 38H1213      | Adapter Fitting          | 1    |            |  |
| 45  | 12H302       | Lock Washer              | 4    |            | 1/4"   |
| 46  | 19M8447      | Screw                    | 1    |            | M10 X 35   |
| 47  | W42992       | Cap                      | 1    |            |  |
| 48  | TCA19661     | Flange Kit               | 1    |            | INCLUDES TCU27274, (2) 34M7070, (3) 19M10428 AND 24H1304 |
| 49  | TCU27274     | Coupling                 | 1    |            |  |
| 50  | 34M7070      | Spring Pin               | 2    |            | 10 X 45 mm   |
| 51  | 19M10428     | Socket Head Screw        | 3    |            | M10 X 20   |
| 52  | 24H1304      | Washer                   | 1    |            | 13/32" X 23/32" X 0.120"                                 |
| 53  | 38H1174      | Adapter Fitting          | 2    |            |  |
| 54  | PMHB15012590 | Hose Fitting             | 1    |            |  |
| 55  | AE56666      | O-Ring Kit               | 1    |            | Not Illustrated  |
| 56  | UC16031      | Elec.Proportional Valve  | 1    |            | Not Illustrated  |
| 57  | UC17799      | O-Ring                   | 1    |            | SUB FOR TCU27300, Not Illustrated                        |
| 58  | AE55487      | Check Valve              | 1    |            | INCLUDES AE56666, Not Illustrated                        |

Diaphragm Pump Kit (3/3)  
 Kit de pompe à diaphragme (3/3)  
 Membranpumpensatz (3/3)  
 Kit pompa a membrana (3/3)  
 Juego de bomba de diafragma (3/3)  
 Membranpumpssatz (3/3)

PU47665 A.1



PU47665

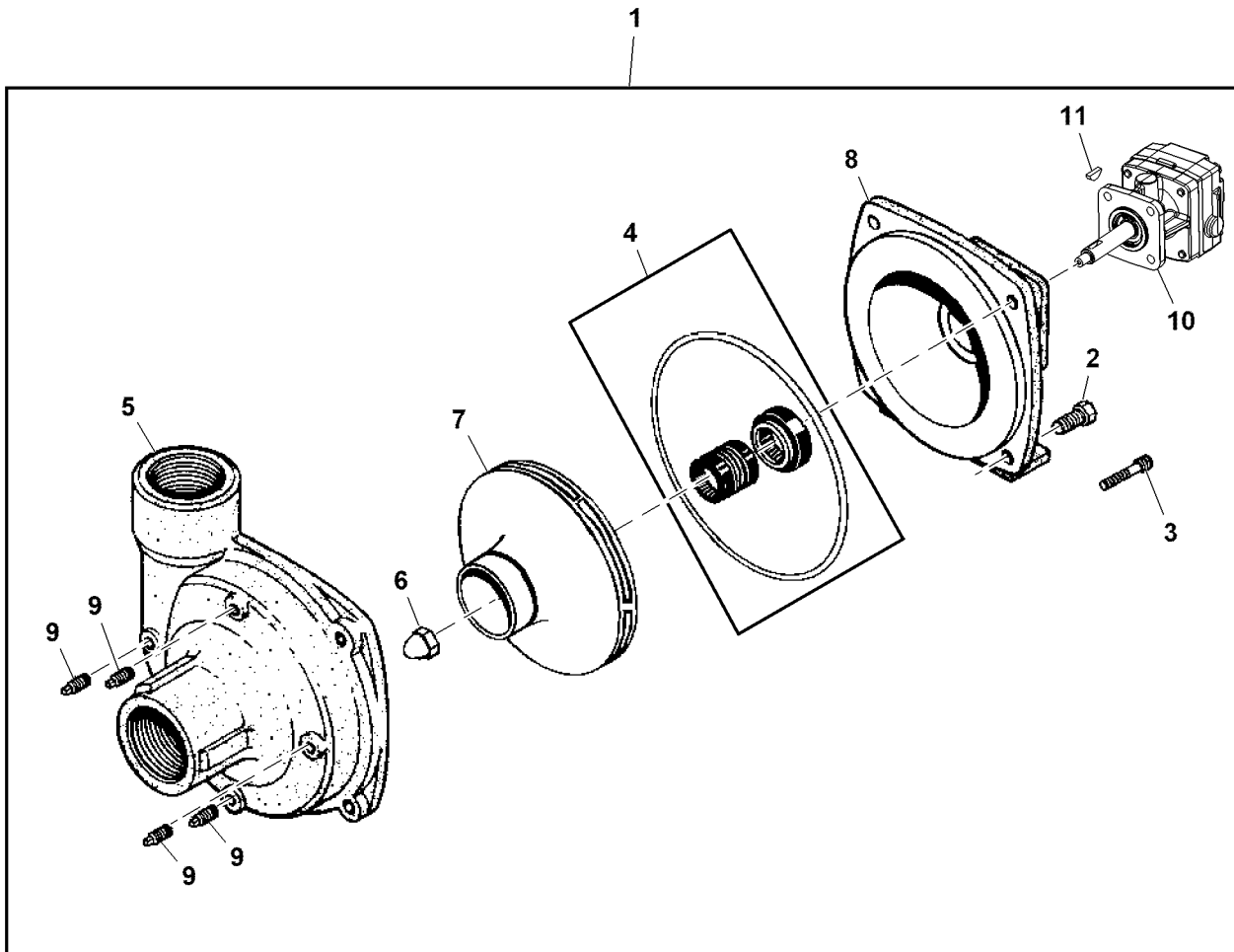
---

| Key | Part No. | Part Name             | Qty. | Serial No. | Remarks                                      |
|-----|----------|-----------------------|------|------------|--|
| 1   | BUC11328 | Pump Kit              | 1    |            | ORDER BUC11297; SUB FOR BUC10882 OR BTC10064 |
|     | BUC11297 | Pump Kit              | 1    |            |  |
| 2   | TCA19715 | Fitting               | 1    |            |  |
| 3   | UC17799  | O-Ring                | 1    |            | SUB FOR TCU27300                             |
| 4   | 19M9912  | Cap Screw             | 4    |            |  |
| 5   | TCA19663 | Pressure Relief Valve | 1    |            |  |
| 6   | 24M7036  | Washer                | 8    |            | 9 X 16 X 1.600 mm<br>M8                      |
| 7   | 14M7166  | Lock Nut              | 4    |            |  |

---

Centrifugal Pump Kit, Stainless Steel (110001 - )  
 Kit de pompe centrifuge, acier inoxydable (110001 - )  
 Zentrifugalpumpensatz, Edelstahl (110001 - )  
 Kit della pompa centrifuga, acciaio inossidabile (110001 - )  
 Juego de bomba centrifuga, acero inoxidable (110001 - )  
 Centrifugalpumpsats, rostfritt stål (110001 - )

PU39410 A.1



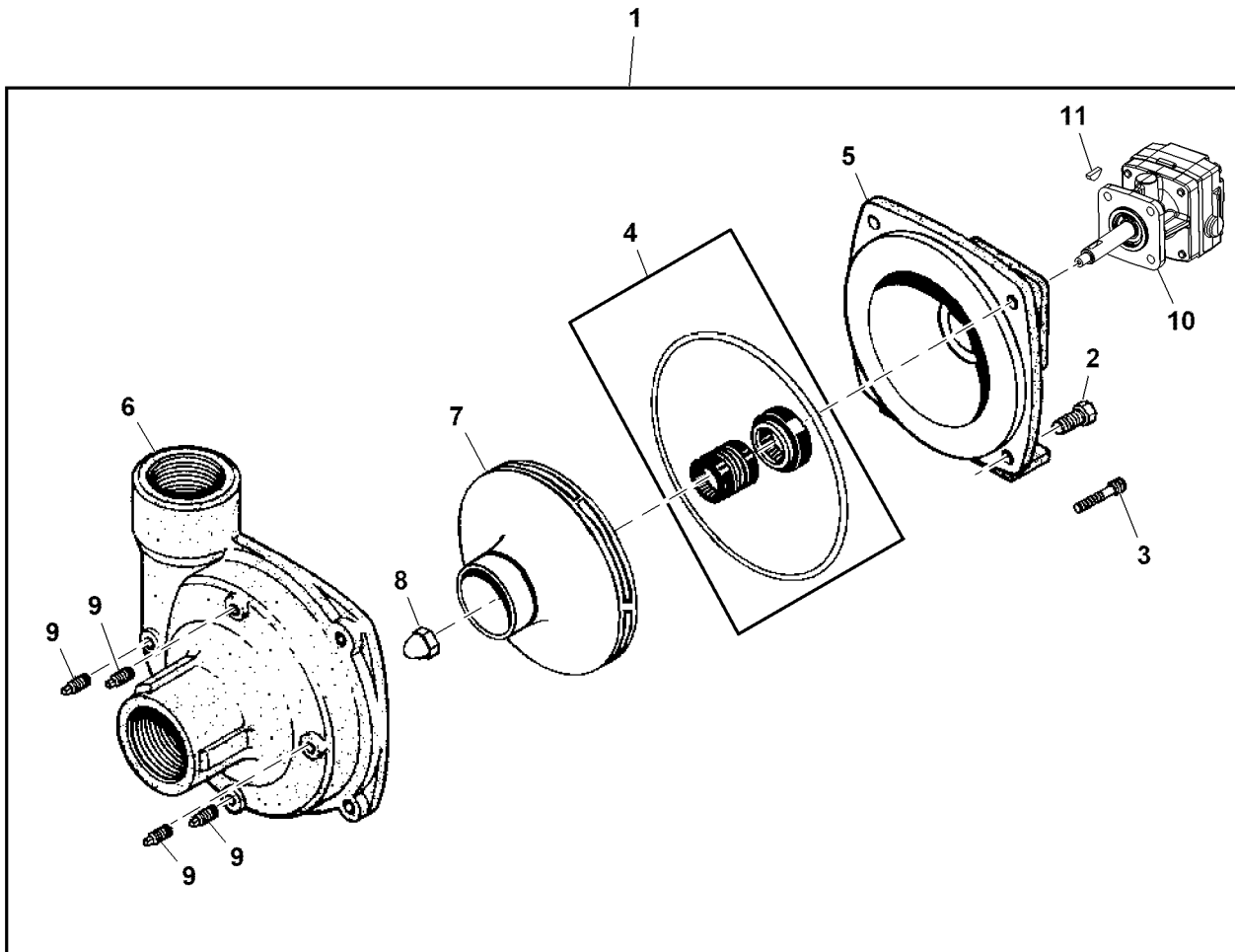
PU39410



| Key | Part No.    | Part Name       | Qty. | Serial No. | Remarks           |
|-----|-------------|-----------------|------|------------|-------------------|
| 1   | BUC10479    | Pump Kit        | 1    |            |                   |
| 2   | E70674      | Cap Screw       | 4    |            | 9.525 X 21.996 mm |
| 3   | 19H3427     | Screw           | 4    |            | 5/16" X 2"        |
| 4   | AN206043    | Seal Kit        | 1    |            |                   |
| 5   | TCU17874    | Case            | 1    |            |                   |
| 6   | TCU17875    | Nut             | 1    |            |                   |
| 7   | PM04029100P | Impeller        | 1    |            |                   |
| 8   | TCU17876    | Flange          | 1    |            |                   |
| 9   | TCU17873    | Drain Plug      | 4    |            |                   |
| 10  | UC18229     | Hydraulic Motor | 1    |            |                   |
| 11  | PM04432     | Shaft Key       | 1    |            |                   |
| 12  | UC17178     | Seal Kit        | 1    |            | Not Illustrated   |

Centrifugal Pump Kit, Cast Iron (110001 -)  
 Kit de pompe centrifuge, fonte (110001 -)  
 Centrifugal Pump Kit, Cast Iron (110001 -)  
 Kit della pompa centrifuga, ghisa (110001 -)  
 Juego de la bomba centrifuga, hierro fundido (110001 -)  
 Centrifugalpumpsats, gjutjärn (110001 -)

PU39409 A.1

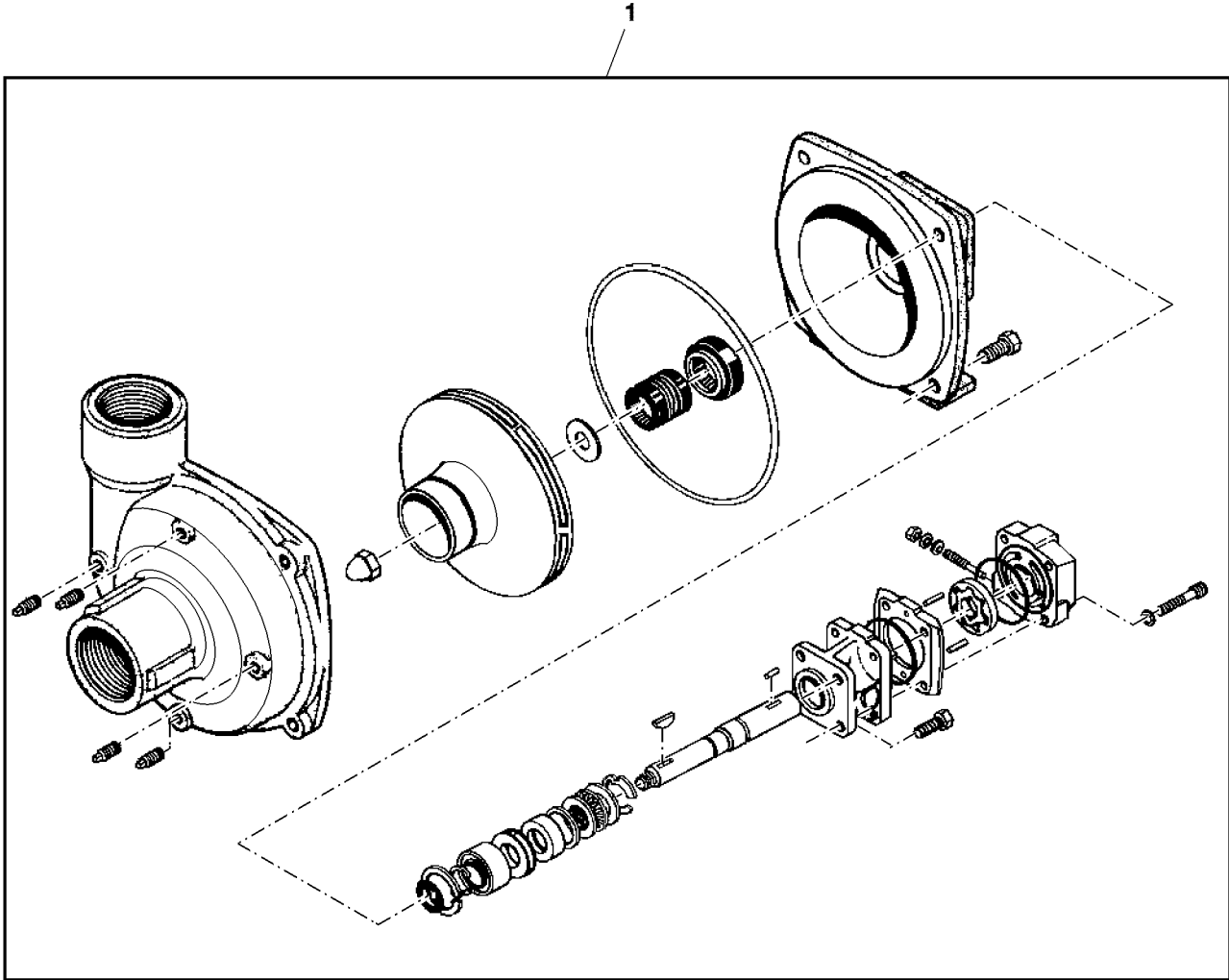


PU39409

| Key | Part No.    | Part Name       | Qty. | Serial No. | Remarks         |
|-----|-------------|-----------------|------|------------|-----------------|
| 1   | BUC10423    | Pump Kit        | 1    |            |                 |
| 2   | 19H2284     | Cap Screw       | 4    |            | 3/8" X 7/8"     |
| 3   | 19H3427     | Screw           | 4    |            | 5/16" X 2"      |
| 4   | AN206043    | Seal Kit        | 1    |            |                 |
| 5   | MT5050      | Flange          | 1    |            |                 |
| 6   | MT6330      | Case            | 1    |            |                 |
| 7   | PM04029100P | Impeller        | 1    |            |                 |
| 8   | PM22530002  | Nut             | 1    |            |                 |
| 9   | TCU17873    | Drain Plug      | 4    |            |                 |
| 10  | UC18229     | Hydraulic Motor | 1    |            |                 |
| 11  | PM04432     | Shaft Key       | 1    |            |                 |
| 12  | UC17178     | Seal Kit        | 1    |            | Not Illustrated |

Attachment, Centrifugal Pump  
Accessoire, pompe centrifuge  
Zubehör, Kreiselpumpe  
Atrezzo, pompa centrifuga  
Accesorio, bomba centrifuga  
Tillbehör, centrifugalpump

BTC10074 A.1



BTC10074

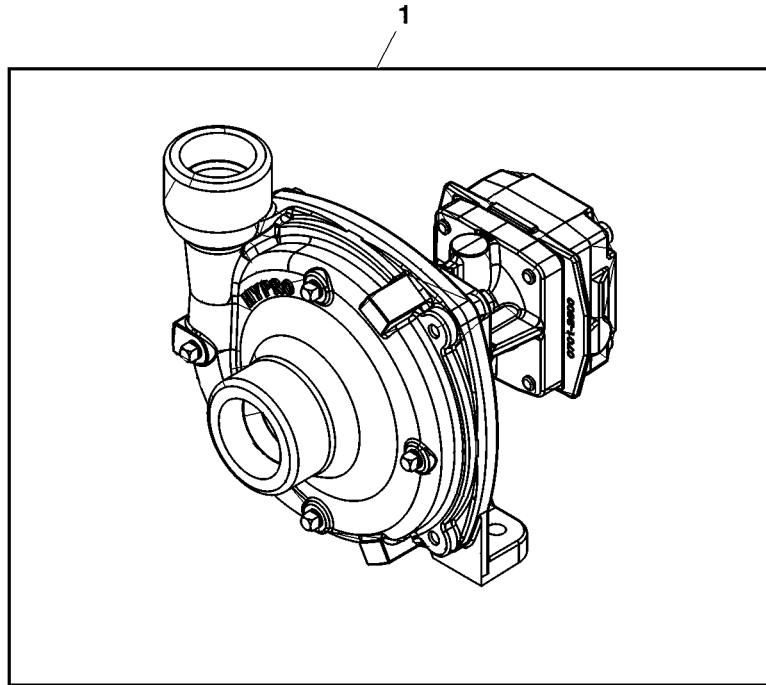
---

| <i>Key</i> | <i>Part No.</i> | <i>Part Name</i> | <i>Qty.</i> | <i>Serial No.</i> | <i>Remarks</i> |
|------------|-----------------|------------------|-------------|-------------------|----------------|
| 1          | BTC10074        | Pump Kit         | 1           |                   |                |

---

Attachment, Pump  
 Accessoire, pompe  
 Zubehör, Pumpe  
 Attrezzo, pompa  
 Accesorio, bomba  
 Tillbehör, pump

BTC10073 A.1



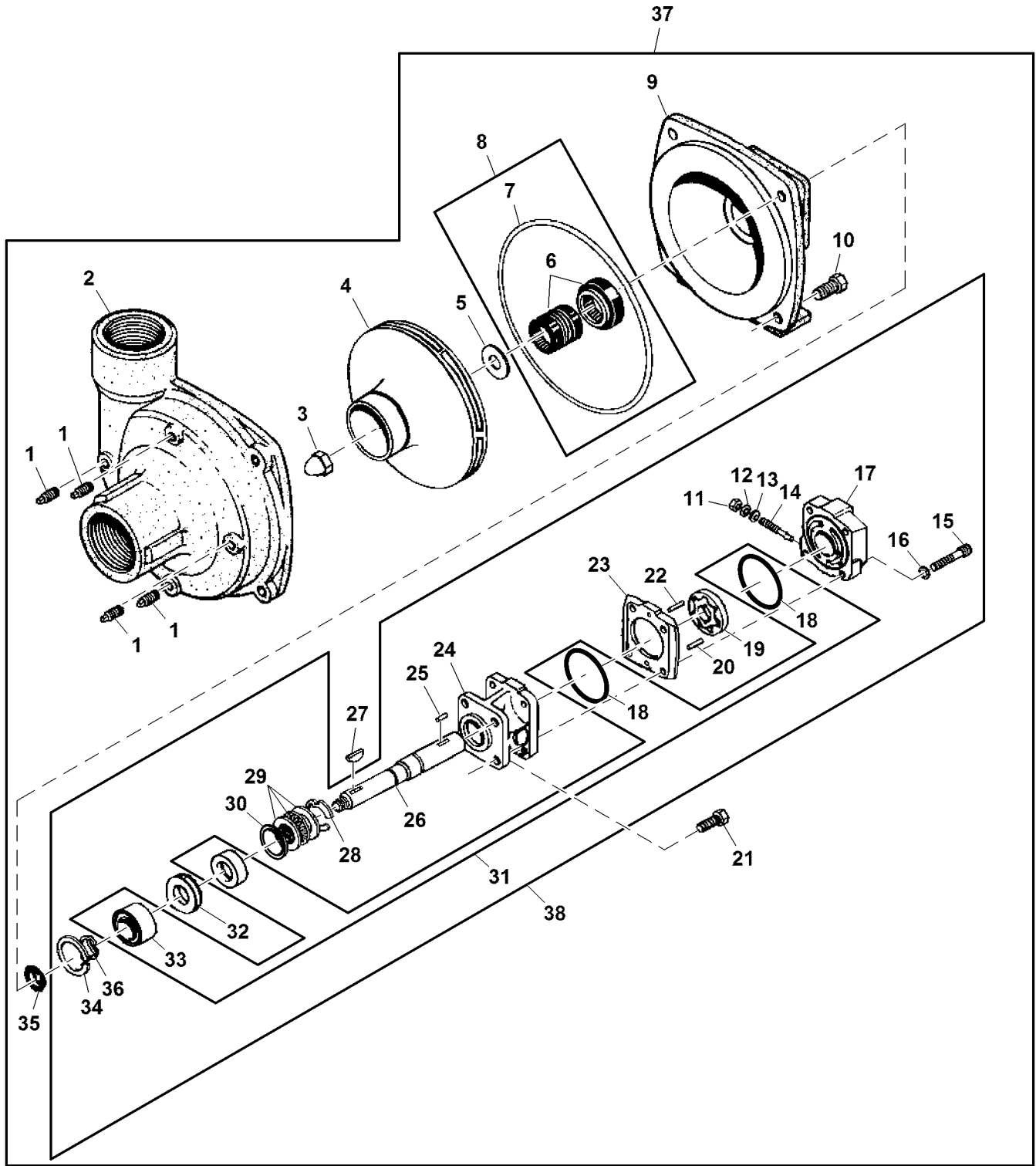
BTC10073

| Key | Part No. | Part Name | Qty. | Serial No. | Remarks |
|-----|----------|-----------|------|------------|---------|
| 1   | BTC10073 | Pump Kit  | 1    |            |         |



Pump  
 Pompe  
 Pumpe  
 Pompa  
 Bomba  
 Pump

PU19033 A.1



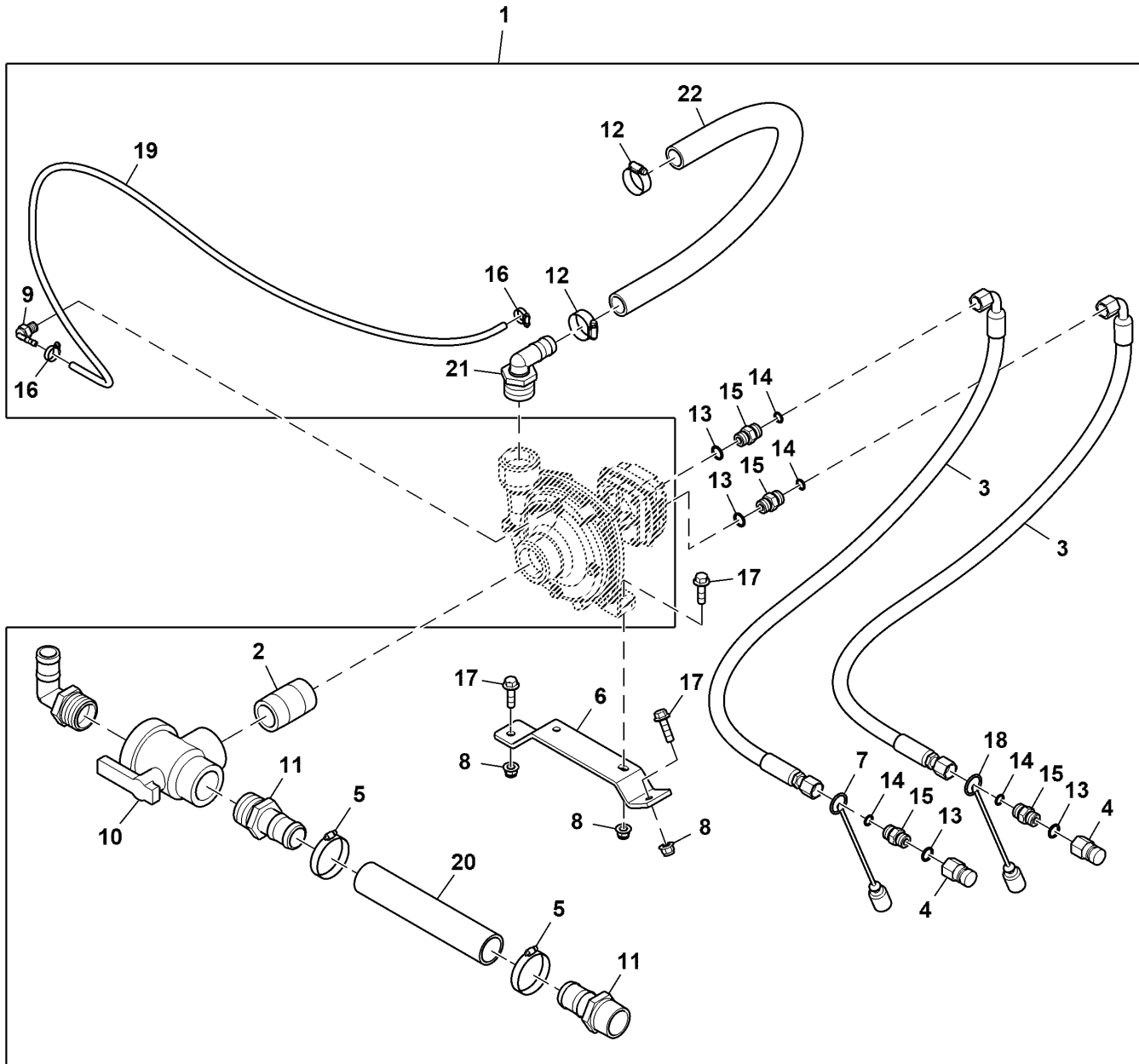
PU19033



| Key | Part No.    | Part Name       | Qty. | Serial No. | Remarks   |
|-----|-------------|-----------------|------|------------|---|
| 1   | 15H638      | Pipe Plug       | 4    |            | (C) 1/8"  |
|     | TCU17873    | Drain Plug      | 4    |            | (S)   |
| 2   | MT6330      | Case            | 1    |            | (C)   |
|     | TCU17874    | Case            | 1    |            | (S)   |
| 3   | PM22530002  | Nut             | 1    |            | (C)   |
|     | TCU17875    | Nut             | 1    |            | (S)   |
| 4   | MT4438      | Impeller        | 1    |            | (C)   |
|     | PM04029100P | Impeller        | 1    |            | (S)   |
|     | 26H77       | Shaft Key       | 1    |            | (S) 3/16" X 3/4"  |
| 5   | PM17000100  | Gasket          | 1    |            | (C)   |
| 6   | .....       | Seal            | 1    |            | ORDER AN206043  |
| 7   | .....       | O-Ring          | 1    |            | ORDER AN206043  |
| 8   | AN206043    | Seal Kit        | 1    |            |   |
| 9   | MT5050      | Flange          | 1    |            | (C)   |
|     | TCU17876    | Flange          | 1    |            | (S)   |
| 10  | 19H2284     | Cap Screw       | 4    |            | (C) 3/8" X 7/8"   |
|     | E70674      | Cap Screw       | 4    |            | (S)   |
| 11  | MT5124      | Lock Nut        | 1    |            |   |
| 12  | MT5103      | Washer          | 1    |            |   |
| 13  | PM17000047  | Gasket          | 1    |            | Valve Stem  |
| 14  | PM32200029  | Stem            | 1    |            | Bypass Adjusting  |
| 15  | 19H3427     | Screw           | 4    |            | 5/16" X 2"  |
| 16  | 12H303      | Lock Washer     | 4    |            | 5/16"   |
| 17  | AMT2349     | Plate           | 1    |            | Hydraulic Motor End   |
| 18  | PM17200110  | O-Ring          | 2    |            | For Motor Halves  |
| 19  | MT5100      | Rotator         | 1    |            |   |
| 20  | MT6334      | Dowel Pin       | 1    |            |   |
| 21  | 19H2127     | Cap Screw       | 4    |            | 5/16" X 7/8"  |
| 22  | MT6335      | Dowel Pin       | 1    |            |   |
| 23  | MT5093      | Housing         | 1    |            | Gerotor   |
| 24  | AMT2348     | Case            | 1    |            | Front Hydraulic Motor   |
| 25  | PM16100032  | Pin             | 1    |            | (C) Gerotor   |
|     | TCU17877    | Shaft Key       | 1    |            | (S)   |
| 26  | PM05312500  | Shaft           | 1    |            | SUB FOR PM05092500  |
| 27  | MT5086      | Shaft Key       | 1    |            |   |
| 28  | MT5077      | Snap Ring       | 1    |            |   |
| 29  | PM20290014  | Thrust Bearing  | 1    |            |   |
| 30  | MT5076      | Spacer          | 1    |            | Seal  |
| 31  | PM34300748  | Seal Kit        | 1    |            | USE WITH TCA21116 ,SUB FOR PM21040005                         |
|     | UC17178     | Seal Kit        | 1    |            | USE WITH UC28359  |
| 32  | MT6905      | Spacer          | 1    |            | ORDER PM34300748  |
| 33  | PM20000010  | Ball Bearing    | 2    |            | 4 and 6 Roller Pumps  |
| 34  | M41029      | Snap Ring       | 1    |            |   |
| 35  | MT4440      | Ring            | 1    |            |   |
| 36  | PM18100014  | Snap Ring       | 1    |            |   |
| 37  | TCA21004    | Pump            | 1    |            | SUB FOR AMT2343; Cast Iron (Includes Parts Marked (C))        |
|     | TCA21005    | Pump            | 1    |            | SUB FOR TCA14636; Stainless Steel (Includes Parts Marked (S)) |
| 38  | TCA21116    | Hydraulic Motor | 1    |            | ORDER UC28359   |
|     | UC28359     | Hydraulic Motor | 1    |            |   |

Centrifugal Hose Plumbing Kit  
 Kit de tuyauterie de flexible centrifuge  
 Zentrifugalschlauch-Leitungssatz  
 Kit tubazioni tubi flessibili centrifuga  
 Juego de tuberías de manguera centrifuga  
 Centrifugalrörsats

PU37279 A.1



PU37279

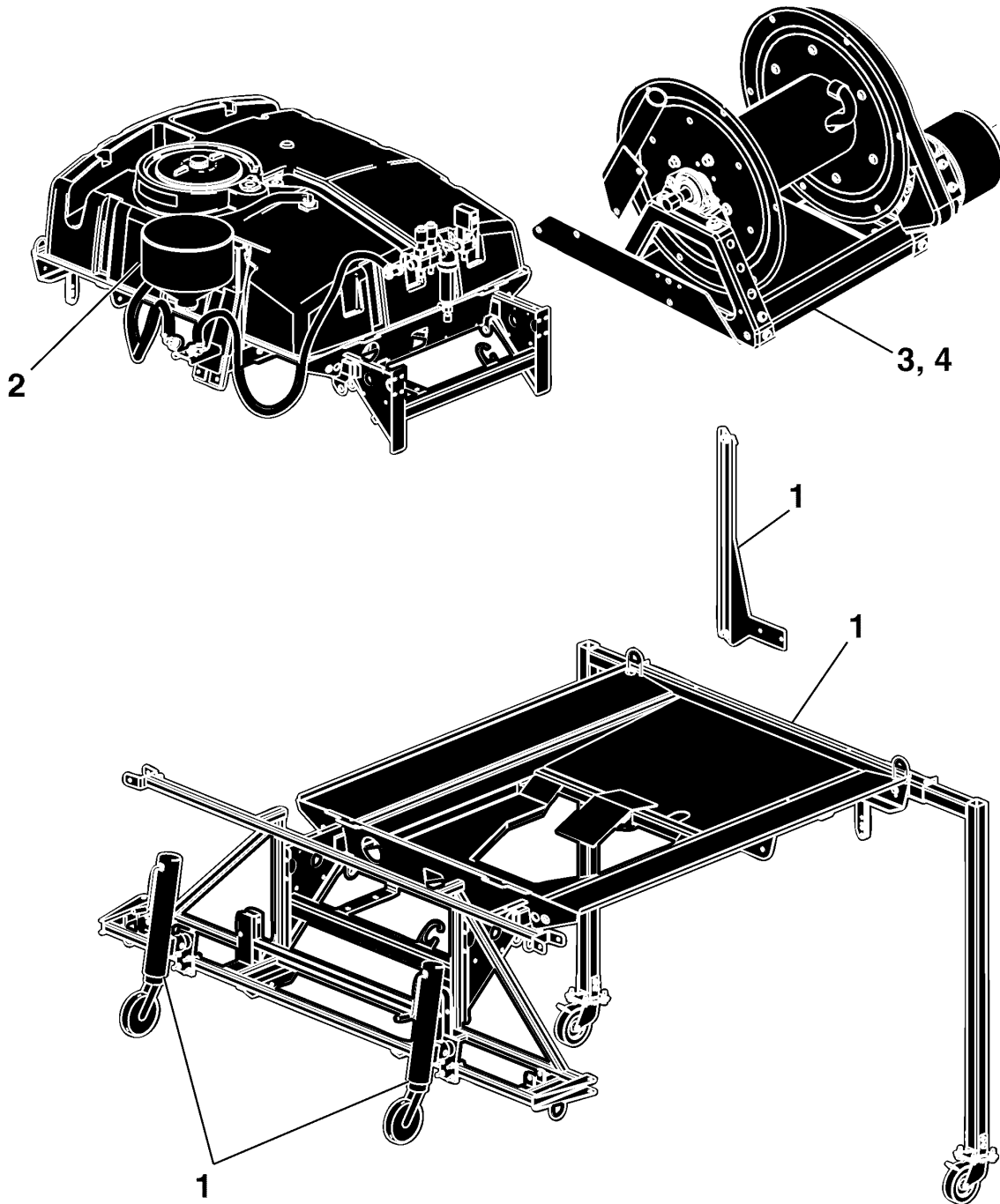
| Key | Part No.     | Part Name                | Qty. | Serial No. | Remarks  |
|-----|--------------|--------------------------|------|------------|--|
| 1   | BUC11027     | Pump Kit                 | 1    |            |  |
| 2   | PMNIP150-3   | Threaded Nipple          | 1    |            |  |
| 3   | AUC14947     | Hydraulic Hose           | 2    |            | Pressure Line / Return Line, Vehicle to Centrifugal Pump                   |
| 4   | AM105467     | Hydr. Quick Coupler Plug | 2    |            |  |
| 5   | TY22470      | Hose Clamp               | 2    |            |  |
| 6   | UC16070      | Bracket                  | 1    |            | Pump Mounting  |
| 7   | W42993       | Cap                      | 1    |            | Dust, Red  |
| 8   | 14M7465      | Lock Nut                 | 4    |            | M10  |
| 9   | VG11398      | Elbow Fitting            | 1    |            |  |
| 10  | TCA14663     | Hand Operated Valve      | 1    |            |  |
| 11  | A53938       | Hose Fitting             | 2    |            |  |
| 12  | TY22467      | Hose Clamp               | 2    |            |  |
| 13  | R26375       | O-Ring                   | 4    |            |  |
| 14  | T77857       | O-Ring                   | 4    |            |  |
| 15  | 38H1161      | Adapter Fitting          | 4    |            |  |
| 16  | TY22462      | Hose Clamp               | 2    |            |  |
| 17  | 19M7835      | Screw                    | 4    |            | M10 X 35   |
| 18  | W42992       | Cap                      | 1    |            | Dust, Yellow   |
| 19  | .....        | Hose                     | 1    |            | CTL 1320.8 mm, MF PMK010-0406, Vent Line, Centrifugal Pump to Sprayer Tank |
| 20  | .....        | Hose                     | 1    |            | CTL 250 mm, MF PM300EPDM150, Sprayer Tank Outlet to 3-Way Valve            |
| 21  | PMHB12510090 | Hose Fitting             | 1    |            |  |
| 22  | .....        | Hose                     | 1    |            | CTL 787.4 mm, MF TY24415, Centrifugal Pump to Inlet Manifold               |



Sectional Pictorial Index  
 Index d'illustrations par sections.  
 Gruppenbildindex  
 Índice ilustrado delle sezioni  
 Índice de ilustraciones por secciones  
 Avsnittsbildregister

PU07750 A.1

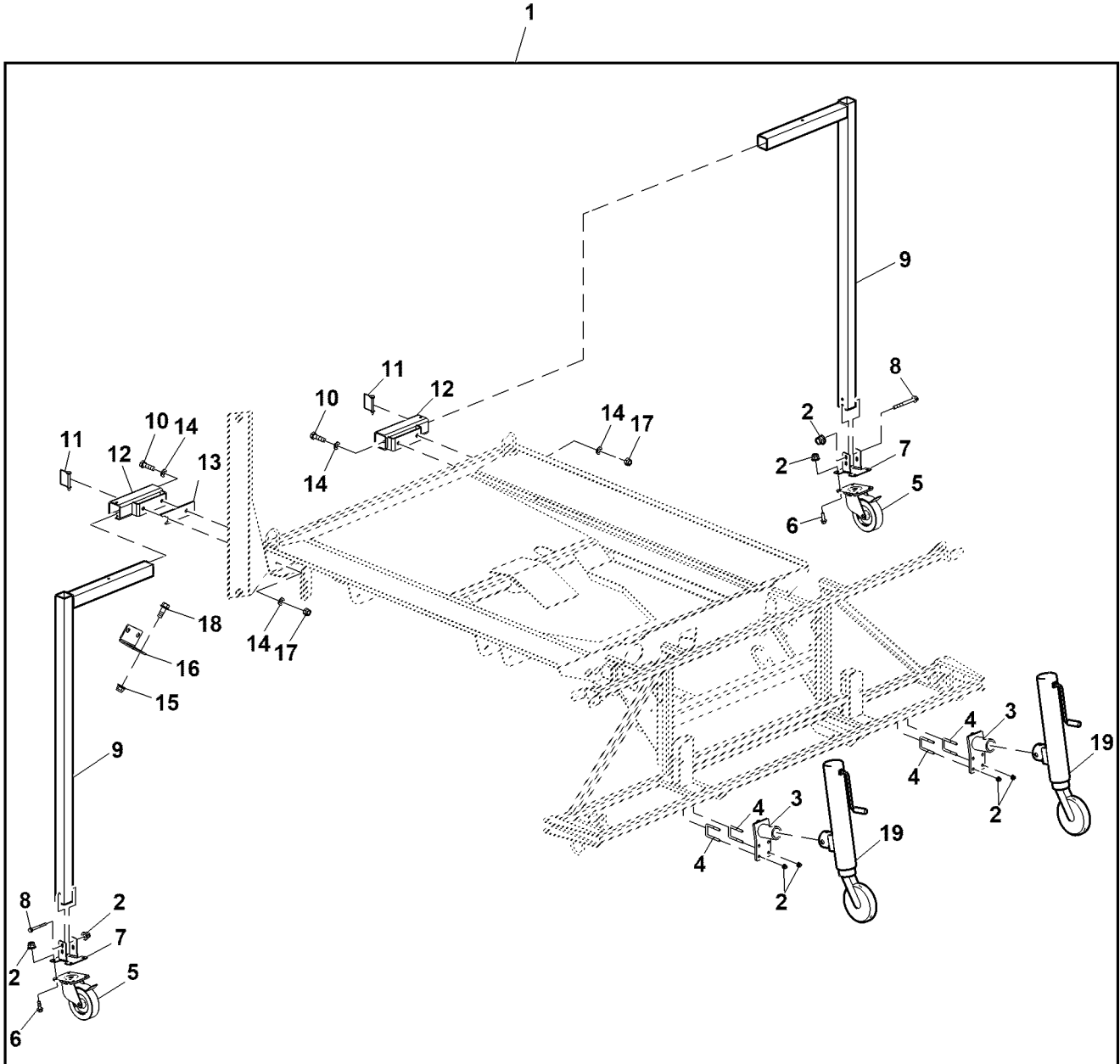
|    |     |
|----|-----|
| 1- | 170 |
| 2- | 174 |
| 2- | 176 |
| 3- | 192 |
| 3- | 194 |
| 3- | 196 |
| 4- | 190 |



PU07750

Sprayer Stand Kit  
 Kit de béquille de pulvérisateur  
 Feldspritzen-Stützsatz  
 Sprayer Stand Kit  
 Kit de soporte de pulverizador  
 Sprayer Stand Kit

PU39546 A.1

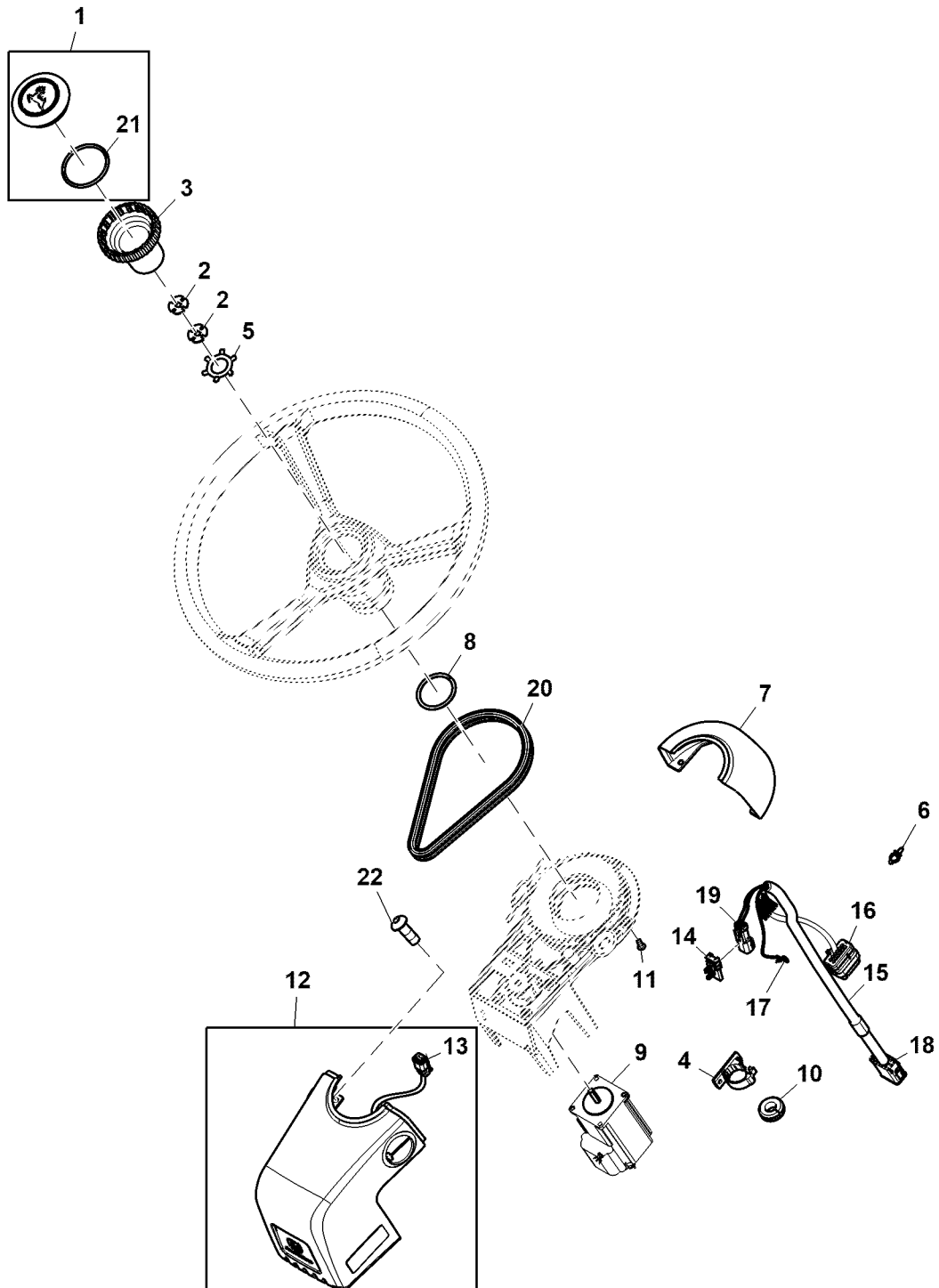


PU39546

| Key | Part No. | Part Name    | Qty. | Serial No. | Remarks                                   |
|-----|----------|--------------|------|------------|---|
| 1   | BUC10314 | Kit          | 1    |            | SUB FOR BTC10063                          |
| 2   | 14M7396  | Lock Nut     | 20   |            | M8  |
| 3   | TCA19539 | Support      | 2    |            | Jack Mount                                |
| 4   | M120212  | U-Bolt       | 4    |            |   |
| 5   | TCA19559 | Caster       | 2    |            |   |
| 6   | 19M7867  | Screw        | 8    |            | M8 X 25, USE WITH BUC10314                |
| 7   | 19M7866  | Screw        | 8    |            | M8 X 20, USE WITH BTC10063                |
| 8   | UC11851  | Bracket      | 2    |            | SUB FOR TCU26976, Caster Mount            |
| 8   | 19M8039  | Screw        | 4    |            | M8 X 80                                   |
| 9   | TCA19541 | Leg          | 2    |            |   |
| 10  | 19M7550  | Cap Screw    | 4    |            | M10 X 35, USE WITH BUC10314               |
| 11  | MT4244   | Pin Fastener | 2    |            |   |
| 12  | TCA19540 | Support      | 1    | -040000    | ORDER TCA21825, RH                        |
|     | TCA19761 | Support      | 1    | -040000    | ORDER TCA21825, LH                        |
|     | TCA21825 | Support      | 2    | 040001-    | USE WITH BTC10063, Leg Mount              |
|     | AUC12462 | Support      | 2    |            | USE WITH BUC10314, Leg Mount              |
| 13  | TCU31811 | Spacer       | 1    |            | Hose Reel                                 |
| 14  | 24M7040  | Washer       | 8    |            | 11 X 20 X 2 mm, USE WITH BUC10314         |
|     | 24M7178  | Washer       | 8    |            | 10.500 X 30 X 2.500 mm, USE WITH BTC10063 |
| 15  | 14M7465  | Lock Nut     | 2    |            | M10                                       |
| 16  | TCU32054 | Bracket      | 1    |            | Holder, Handgun                           |
| 17  | 14M7517  | Lock Nut     | 4    |            | M10, USE WITH BUC10314                    |
| 18  | 19M7785  | Screw        | 2    |            | M10 X 25, USE WITH BUC10314               |
|     | 19M7785  | Screw        | 6    |            | M10 X 25, USE WITH BTC10063               |
| 19  | TCA21814 | Jack         | 2    |            | SUB FOR TCA19572, W / Caster Wheel        |

Steering Column Kit  
 Jeu de colonne de direction  
 Lenksäulensatz  
 Kit piantone sterzo  
 Conjunto de la columna de dirección  
 Rattstång, sats

PU49410 A.1



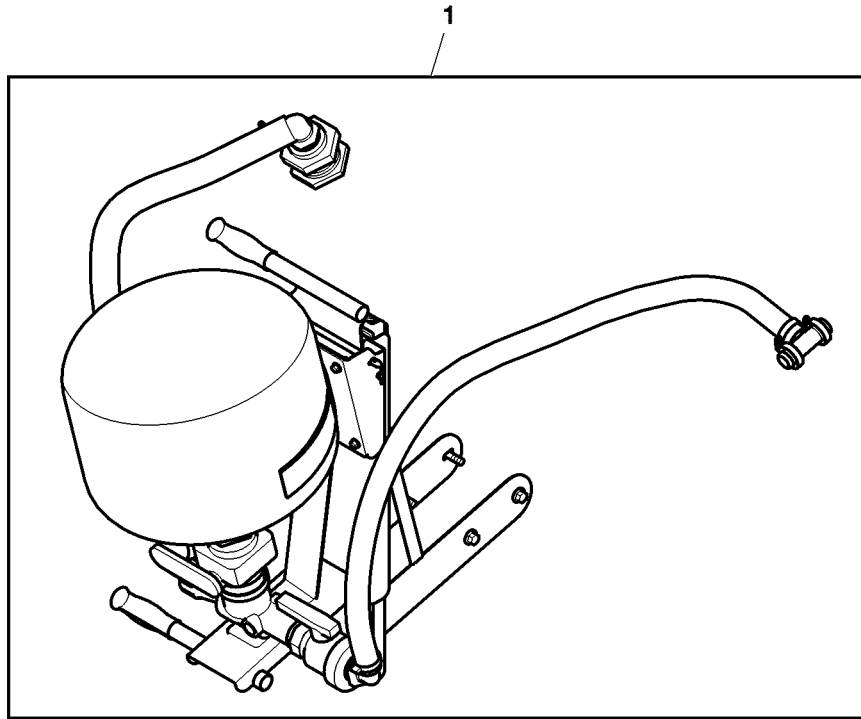
PU49410



| Key | Part No. | Part Name                   | Qty. | Serial No. | Remarks                     |
|-----|----------|-----------------------------|------|------------|-----------------------------|
| 1   | AL155227 | Cover                       | 1    |            |                             |
| 2   | L100436  | Washer                      | 2    |            |                             |
| 3   | PFP19123 | Knob                        | 1    |            |                             |
| 4   | PF12236  | Clamp                       | 2    |            |                             |
| 5   | T17148   | Lock Washer                 | 1    |            |                             |
| 6   | RE258807 | Tie Band                    | 1    |            |                             |
| 7   | PFP17707 | Cover                       | 1    |            |                             |
| 8   | PF12006  | Wear Ring                   | 1    |            |                             |
| 9   | PFA11841 | Motor Kit                   | 1    |            |                             |
| 10  | M85517   | Grommet                     | 1    |            |                             |
| 11  | GX26021  | Socket Head Screw           | 8    |            |                             |
| 12  | PFA11385 | Cover                       | 1    |            |                             |
| 13  | 57M8021  | Electrical Connector Assy   | 1    |            | Internal Resume             |
|     | 57M8165  | Elec. Connector Terminal    | 2    |            |                             |
|     | 57M8022  | Elec.Connect Locking Device | 1    |            |                             |
| 14  | 57M8021  | Electrical Connector Assy   | 1    |            |                             |
|     | Z78008   | Elec. Connector Seal        | 2    |            |                             |
|     | 57M8022  | Elec.Connect Locking Device | 1    |            |                             |
| 15  | PFA11989 | Harness Kit                 | 1    |            |                             |
| 16  | 57M9800  | Elec. Connector Housing     | 1    |            | C01, Motor                  |
|     | 57M9809  | Elec. Connector Terminal    | 12   |            |                             |
| 17  | .....    | Elec. Connector Terminal    | 1    |            | C04, Ground                 |
| 18  | 57M14637 | Elec. Connector Housing     | 1    |            | C02, Main                   |
|     | 57M9809  | Elec. Connector Terminal    | 18   |            |                             |
| 19  | 57M8023  | Elec. Connector Housing     | 1    |            | C03, Internal Resume Switch |
|     | R78066   | Elec. Connector Terminal    | 2    |            |                             |
|     | 57M7621  | Elec.Connect Locking Device | 1    |            |                             |
|     | 57M9717  | Elec.Connect Locking Device | 1    |            |                             |
| 20  | PFP17709 | Roller Chain                | 1    |            | L = 54                      |
| 21  | B3690R   | O-Ring                      | 1    |            |                             |
| 22  | 21M7577  | Socket Head Screw           | 2    |            | M6 X 16                     |

Attachment, Chemical Eductor  
 Accessoire, bac de mélange  
 Zubehör, Ejektor  
 Attrezzo, sollevatore a getto chimico  
 Accesorio, inductor químico  
 Tillbehör, kemikalieejektor

BTC10062 A.1



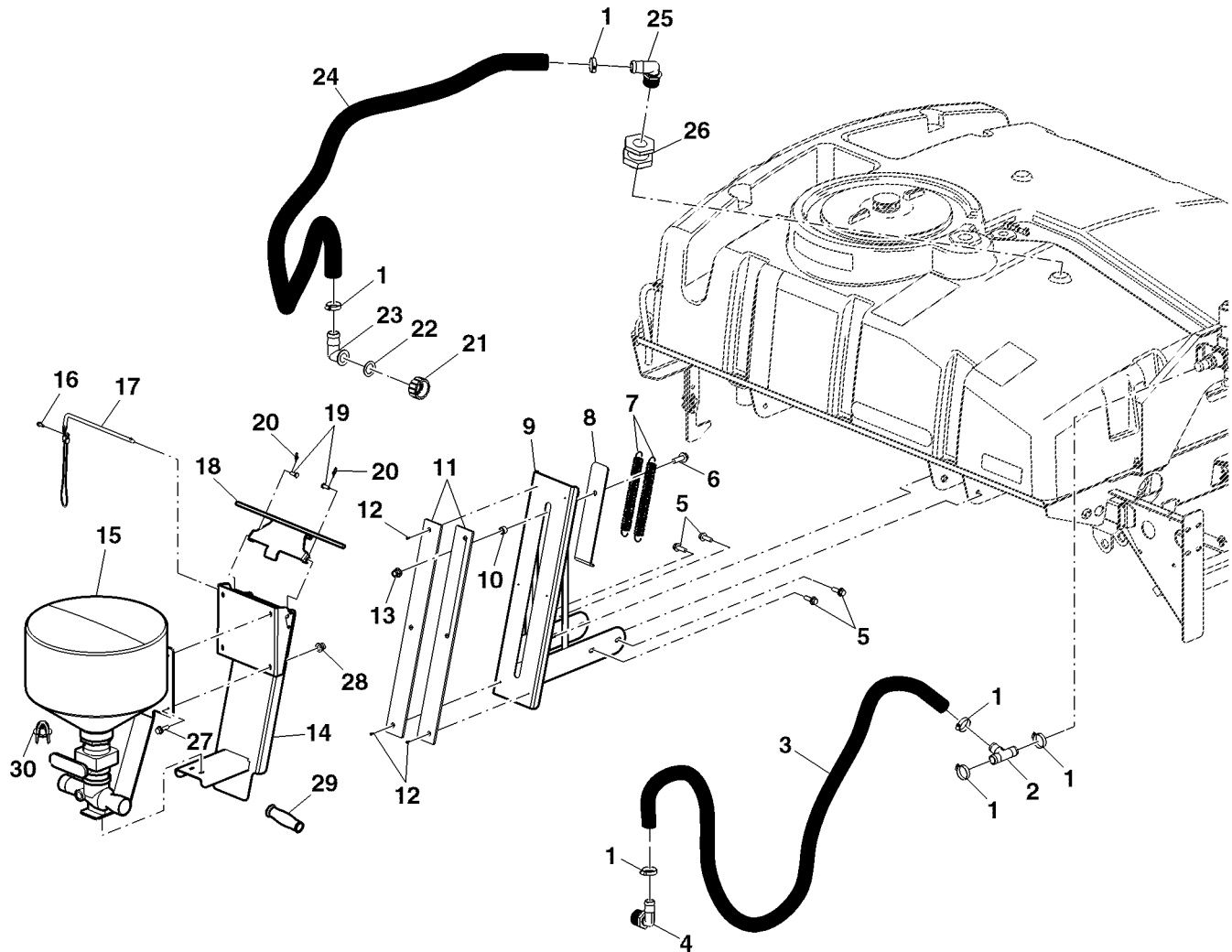
BTC10062

| Key | Part No. | Part Name | Qty. | Serial No. | Remarks |
|-----|----------|-----------|------|------------|---------|
| 1   | BTC10062 | Tank Kit  | 1    |            |         |



Chemical Eductor Kit  
 Kit de bac de mélange  
 Einspülvorrichtungssatz  
 Kit dell'eiettore chimico  
 Juego de eductor para productos químicos  
 Sats för kemisk ejektor

PU04953 A.1

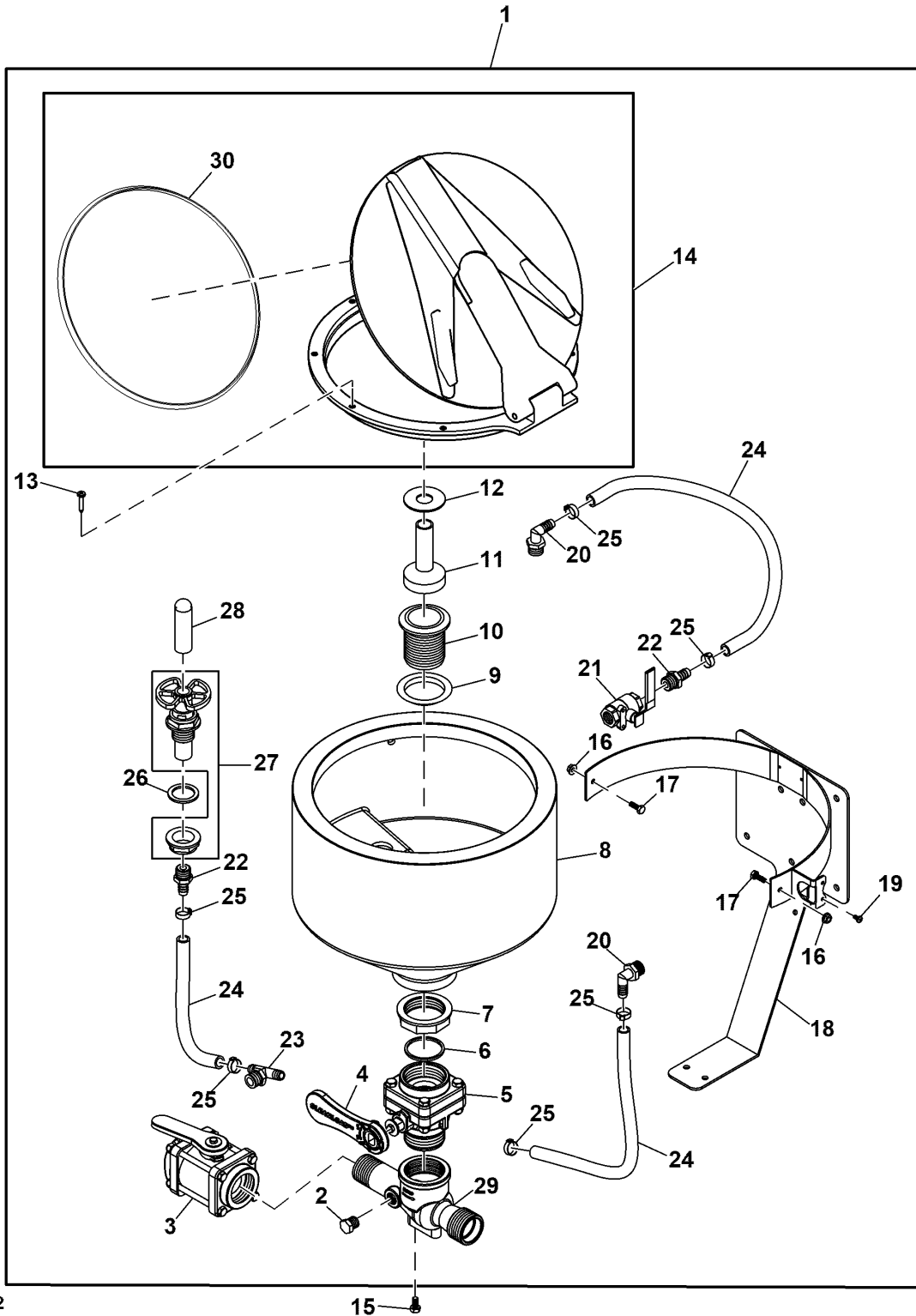


PU04953

| Key | Part No.     | Part Name        | Qty. | Serial No. | Remarks                                  |
|-----|--------------|------------------|------|------------|--|
| 1   | TY22467      | Clamp            | 6    |            |  |
| 2   | PMHBT100     | Tee Fitting      | 1    |            |  |
| 3   | TCU27335     | Hose             | AR   |            | 1" X 10', Inlet                          |
| 4   | PMHB12510090 | Hose Fitting     | 1    |            |  |
| 5   | 19M7786      | Screw            | 4    |            | M10 X 30                                 |
| 6   | 19M7791      | Bolt             | 1    |            | M12 X 40                                 |
| 7   | TCU26696     | Extension Spring | 2    |            |  |
| 8   | TCU26698     | Bracket          | 1    |            | SLIDE                                    |
| 9   | TCA19377     | Bracket          | 1    |            | MAIN                                     |
| 10  | E70736       | Bushing          | 1    |            |  |
| 11  | TCU26590     | Bracket          | 2    |            |  |
| 12  | 16M7121      | Rivet            | 6    |            |  |
| 13  | 14M7401      | Lock Nut         | 1    |            | M12                                      |
| 14  | TCA21679     | Bracket          | 1    |            | Slide; SUB FOR TCA19378                  |
| 15  | TCA19586     | Hopper           | 1    |            |  |
| 16  | 37M7457      | Screw            | 1    |            | M6 X 16                                  |
| 17  | TCA19380     | Bracket          | 1    |            |  |
| 18  | TCA21681     | Bracket          | 1    |            | Catch; SUB FOR TCA19379                  |
| 19  | 45M7055      | Pin Fastener     | 2    |            | 8 X 22 mm                                |
| 20  | TC3U14113    | Pin              | 2    |            | NLA; ORDER TCU33333                      |
|     | TCU33333     | Pin              | 2    |            |  |
| 21  | TCU26791     | Retainer         | 1    |            |  |
| 22  | TCU26793     | O-Ring           | 1    |            |  |
| 23  | TCU26866     | Hose Fitting     | 1    |            |  |
| 24  | TY27524      | Bulk Hose        | AR   |            | Return                                   |
| 25  | PMHB125-90   | Hose Fitting     | 1    |            | SUB FOR PMHB-125-90                      |
| 26  | PMTF125      | Fitting          | 1    |            |  |
| 27  | 19M7862      | Screw            | 4    |            | M6 X 20                                  |
| 28  | 14M7397      | Lock Nut         | 4    |            | M6                                       |
| 29  | TCU22044     | Grip             | 2    | 065001-    |  |
| 30  | TCU31611     | Strainer         | 1    | 065001-    | Eductor                                  |
| 31  | TCU30938     | Orifice          | 1    | 065001-    | Not Illustrated; For Diaphragm Pump Only |

Hopper Kit  
 Kit bac incorporateur  
 Spülbehältersatz  
 Kit raccoglietba  
 Juego de tolva  
 Magasinsats

PU39492 A.1

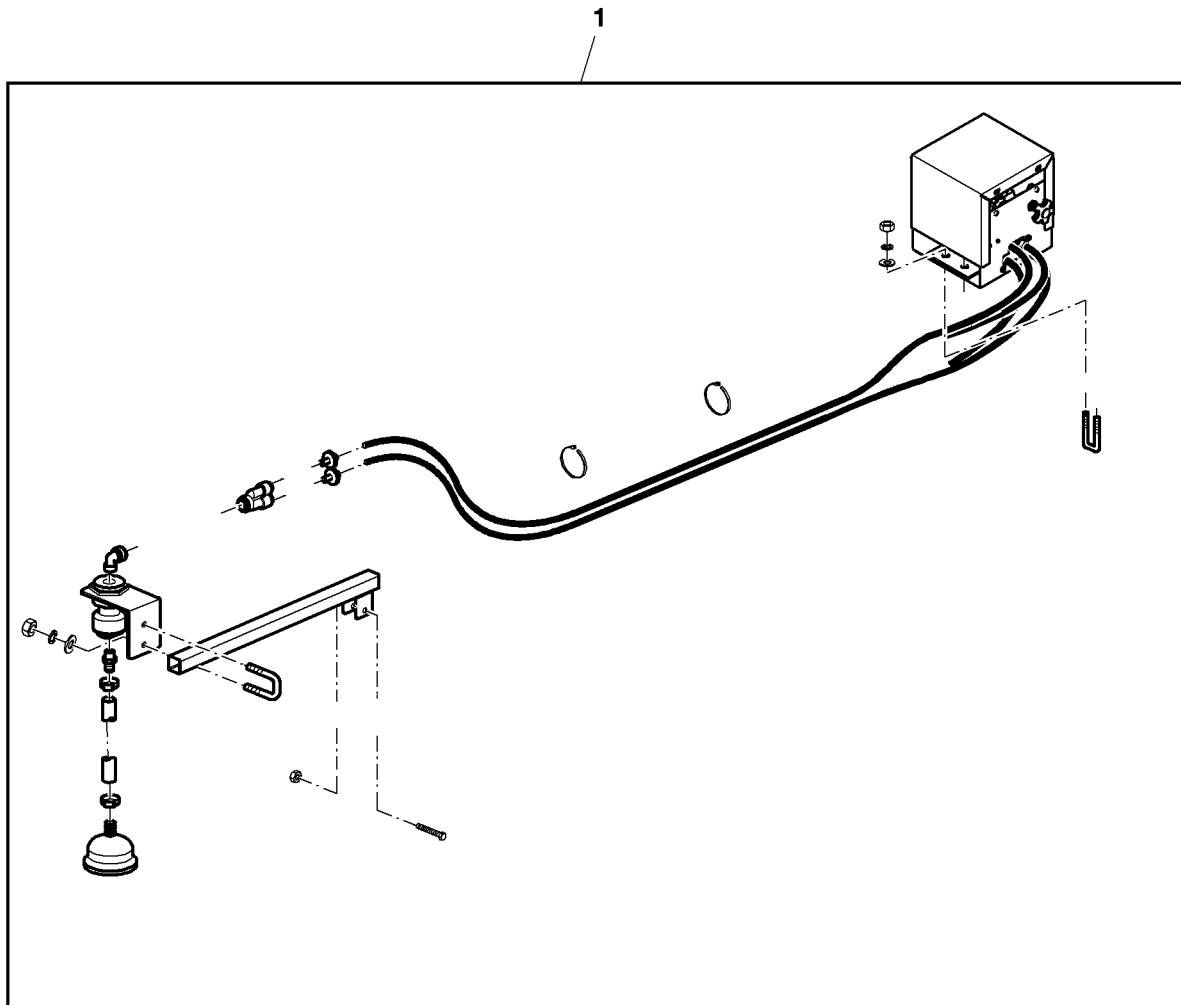


PU39492

| Key | Part No.   | Part Name       | Qty. | Serial No. | Remarks                     |
|-----|------------|-----------------|------|------------|-----------------------------|
| 1   | TCA19586   | Kit             | 1    |            |                             |
| 2   | PMPLUG050  | Pipe Plug       | 1    |            |                             |
| 3   | PMV125FP   | Valve           | 1    |            |                             |
| 4   | TCU27309   | Handle          | 1    |            |                             |
| 5   | TCA19698   | Ball Cock Valve | 1    |            |                             |
| 6   | TCU27310   | Gasket          | 1    |            |                             |
| 7   | TCU27311   | Ring            | 1    |            |                             |
| 8   | TCU27312   | Tank            | 1    |            |                             |
| 9   | TCU27313   | Gasket          | 1    |            |                             |
| 10  | TCU27314   | Fitting         | 1    |            | Drain Head                  |
| 11  | TCA19704   | Fitting         | 1    |            | Tank Rinse                  |
| 12  | TCU27315   | Ring            | 1    |            |                             |
| 13  | N309159    | Screw           | 8    |            |                             |
| 14  | TCA15872   | Cover           | 1    |            |                             |
| 15  | 19H1813    | Cap Screw       | 2    |            | 5/16" X 5/8"                |
| 16  | N309660    | Nut             | 2    |            |                             |
| 17  | N205661    | Cap Screw       | 2    |            |                             |
| 18  | TCA19700   | Frame           | 1    |            |                             |
| 19  | H2841B     | Screw           | 2    |            |                             |
| 20  | PMHB050-90 | Fitting         | 2    |            |                             |
| 21  | TCA19701   | Valve           | 1    |            |                             |
| 22  | PMHB050    | Fitting         | 2    |            |                             |
| 23  | TCU27327   | Fitting         | 1    |            |                             |
| 24  | TY24412    | Bulk Hose       | AR   |            |                             |
| 25  | TY22466    | Clamp           | 6    |            |                             |
| 26  | WZ1432038  | Seal            | 1    |            |                             |
| 27  | TCA19702   | Valve           | 1    |            |                             |
| 28  | WZ1988216  | Nozzle          | 1    |            |                             |
| 29  | TCU27308   | Nozzle          | 1    |            |                             |
| 30  | TCU20270   | Gasket          | 1    |            |                             |
| 31  | TCU27316   | Label           | 1    |            | Clean Load, Not Illustrated |

Electric Foam Marker, Attachment  
Marqueur à mousse électrique, accessoire  
Elektrischer Schaummarkierer, Zubehör  
Tracciafile a schiuma elettrico, attrezzo  
Marcador de espuma eléctrico, accesorio  
Elektrisk skummarkör, tillbehör

BTC11027 A.1



BTC11027



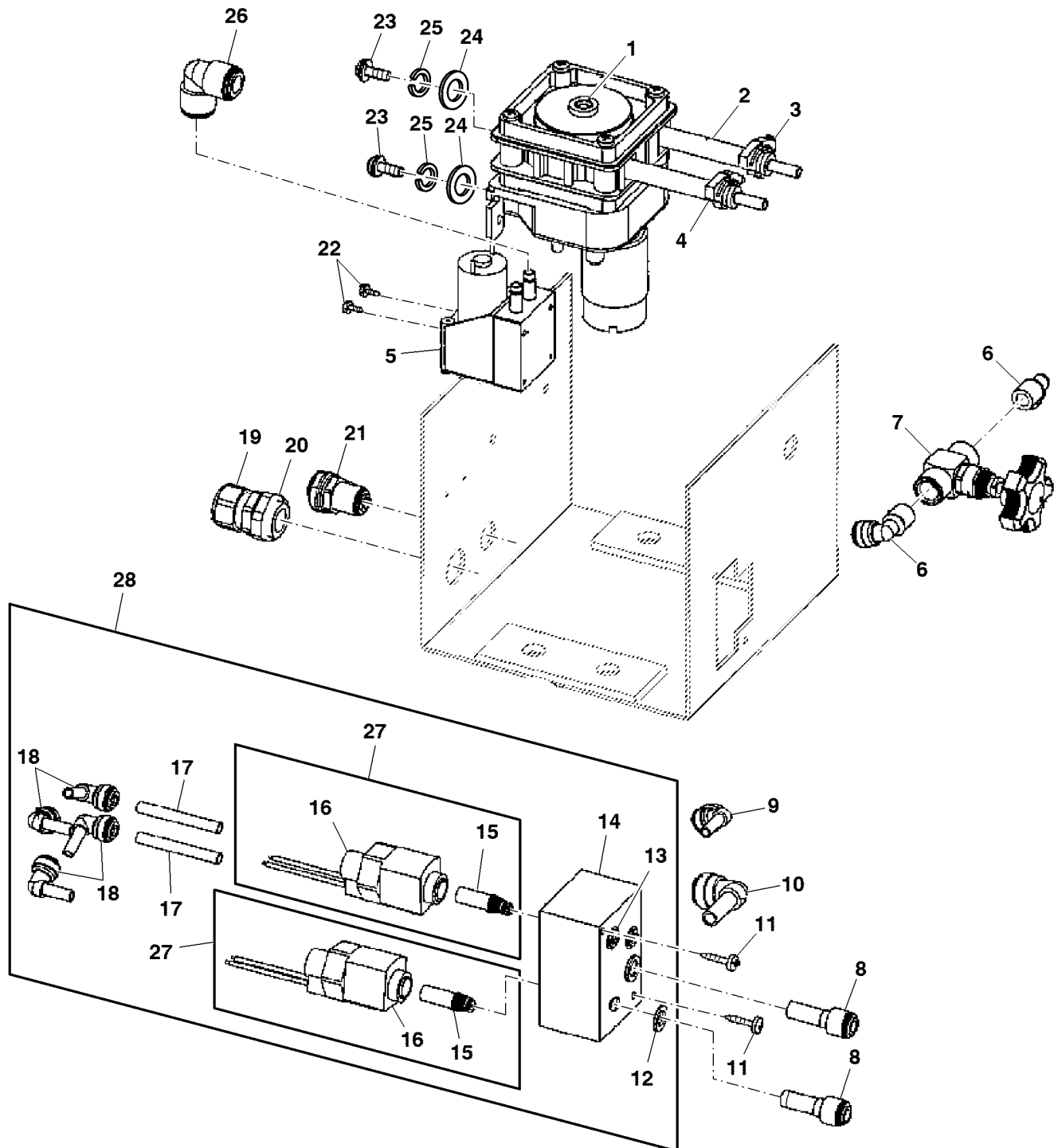
---

| <i>Key</i> | <i>Part No.</i> | <i>Part Name</i> | <i>Qty.</i> | <i>Serial No.</i> | <i>Remarks</i>   |
|------------|-----------------|------------------|-------------|-------------------|------------------|
| 1          | BTC11027        | Kit              | 1           |                   | SUB FOR BTC10061 |

---

**Foamer Control Box**  
**Boîtier de commande du générateur de mousse**  
**Schäumer-Schaltkasten**  
**Scatola di comando erogatore**  
**Caja de control del agitador de espuma**  
**Styrenhet för skum**

PU34723 A.1

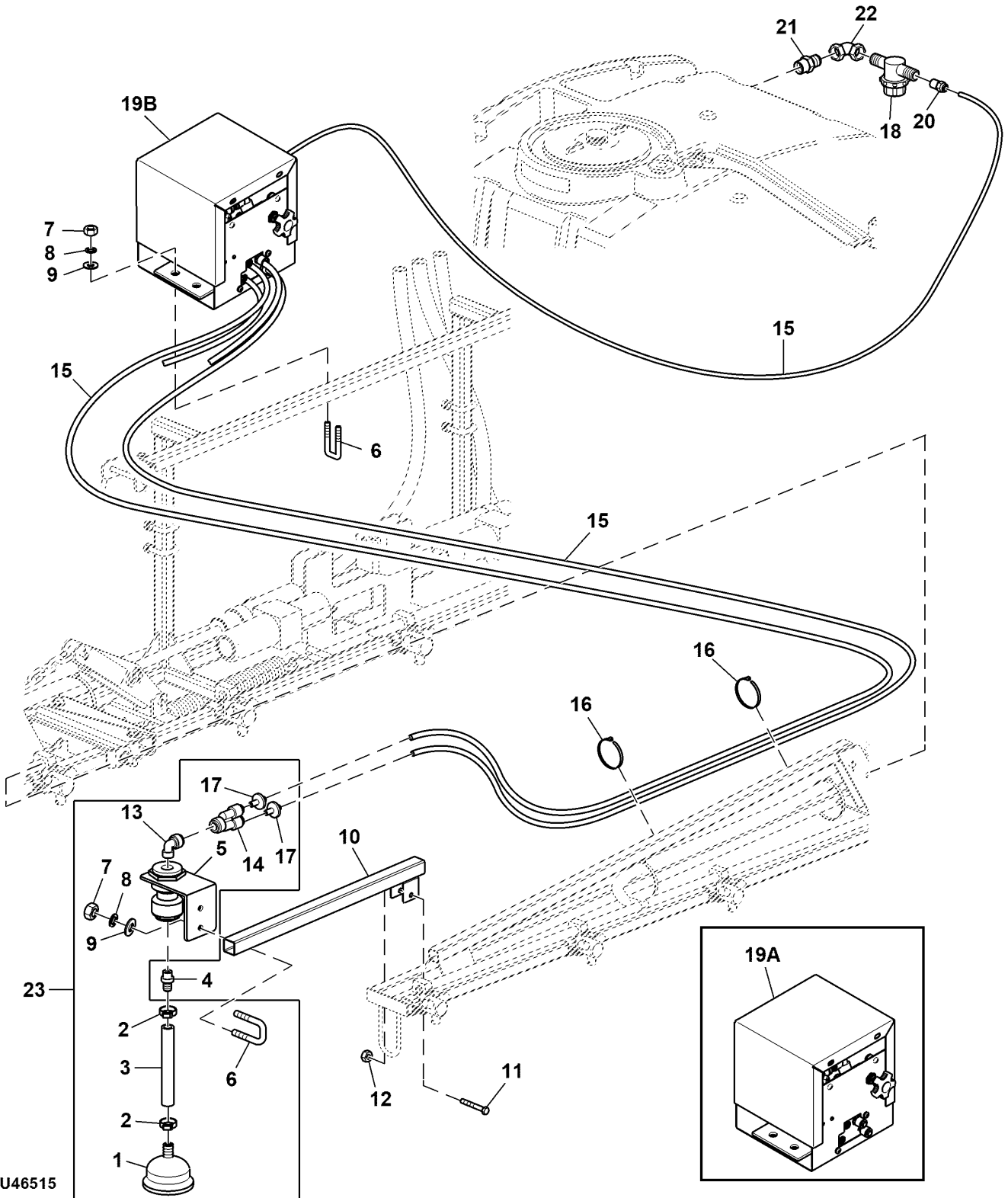


PU34723

| Key | Part No. | Part Name               | Qty. | Serial No. | Remarks  |
|-----|----------|-------------------------|------|------------|--|
| 1   | TCA19630 | Pump                    | 1    |            | INCLUDES TCU39230; Liquid<br>ORDER TCU39230<br>Tube, Liquid Pump |
| 2   | TCU27170 | Suction Hose            | 1    |            |  |
|     | TCU39230 | Suction Hose            | 1    |            |  |
| 3   | TCA19641 | Hose Fitting            | 2    |            | Air  |
| 4   | TCU27181 | Hose Clamp              | 2    |            |  |
| 5   | TCA19633 | Pump                    | 1    |            |  |
| 6   | AN204610 | Hose Fitting            | 2    |            |  |
| 7   | AN204614 | Valve                   | 1    |            |  |
| 8   | TCA19642 | Hose Fitting            | 2    |            | Foam Fluid Control   |
| 9   | TCA19636 | Hose Fitting            | 1    |            | Foamer   |
| 10  | TCA19639 | Hose Fitting            | 1    |            |  |
| 11  | N208607  | Screw                   | 2    |            |  |
| 12  | TCA19638 | Hose Fitting            | 3    |            |  |
| 13  | TCA19637 | Hose Fitting            | 5    |            |  |
| 14  | TCU27166 | Manifold                | 1    |            |  |
| 15  | TCU27171 | Plunger                 | 2    |            |  |
| 16  | TCA19632 | Solenoid                | 2    |            | ORDER TCA23462   |
| 17  | TCU27172 | Plunger                 | 5    |            | ORDER TCA23462<br>Cartridge, Foam Manifold                       |
| 18  | TCA19636 | Hose Fitting            | 4    |            |  |
| 19  | TCA19645 | Bulkhead Wiring Harness | 1    |            |  |
| 20  | TCU27168 | Nut                     | 1    |            |  |
| 21  | AN206071 | Union Fitting           | 1    |            |  |
| 22  | 37M7222  | Screw                   | 2    |            | 0.190" X 5/8"  |
| 23  | 21H1317  | Screw                   | 2    |            |  |
| 24  | 24H1283  | Washer                  | 2    |            |  |
| 25  | 12H246   | Lock Washer             | 2    |            | 7/32" X 1/2" X 0.049"  |
| 26  | TCA19640 | Hose Fitting            | 2    |            | 0.190"   |
| 27  | TCA23462 | Solenoid                | 2    |            | FOAMER, W/PLUNGER  |
| 28  | TCA19631 | Manifold Kit            | 1    |            | INCLUDES TY25741   |
| 29  | TCA19692 | Wiring Harness          | 1    |            | Not Illustrated, Foamer Conversion                               |
| 30  | TCA19703 | Wiring Harness          | 1    |            | Not Illustrated, Actuator Conversion                             |
| 31  | .....    | Bulk Hose               | 1    |            | CTL 370 mm, MF TY25741, Not Illustrated                          |

Foamer  
 Générateur de mousse  
 Schaumerzeuger  
 Erogatore  
 Espumador  
 Skumbildare

PU46515 A.1

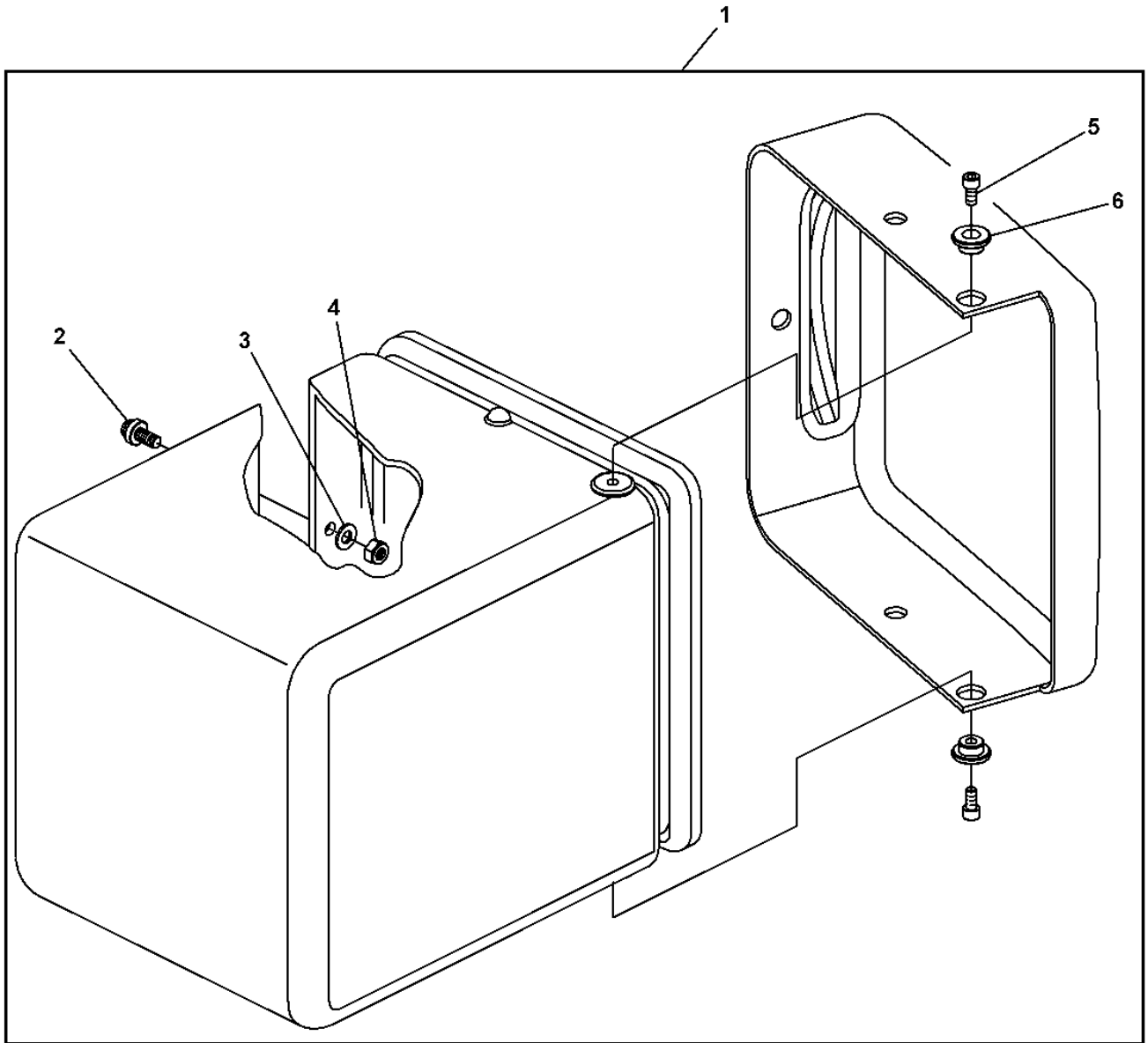


PU46515

| Key | Part No.    | Part Name       | Qty. | Serial No. | Remarks                               |
|-----|-------------|-----------------|------|------------|---------------------------------------|
| 1   | TCA19646    | Nozzle          | 2    |            | Foam Head                             |
| 2   | TCU27180    | Hose Clamp      | 4    |            |                                       |
| 3   | PMK010-0812 | Hose            | 1    |            |                                       |
| 4   | PMHB038-50  | Fitting         | 1    |            |                                       |
| 5   | TCA21770    | Chamber         | 2    |            | SUB FOR TCA19643, W/ Bracket          |
| 6   | TCU27179    | U-Bolt          | 4    |            |                                       |
| 7   | 14H1076     | Nut             | 8    |            | 3/8"                                  |
| 8   | 12H304      | Lock Washer     | 8    |            | 3/8"                                  |
| 9   | 24H1305     | Washer          | 8    |            | 13/32" X 13/16" X 0.065"              |
| 10  | TCA19647    | Support         | 2    |            | Foam Head                             |
| 11  | 19M7979     | Screw           | 2    |            | M8 X 55                               |
| 12  | 14M7396     | Lock Nut        | 2    |            | M8                                    |
| 13  | TCA19635    | Hose Fitting    | 2    |            |                                       |
| 14  | TCA19634    | Hose Fitting    | 2    |            |                                       |
| 15  | .....       | Bulk Hose       | 1    |            | CTL 11580 mm, MF TY25741              |
| 16  | H77698      | Tie Band        | 8    |            |                                       |
| 17  | TCU27169    | Check Valve     | 4    |            |                                       |
| 18  | AN204605    | Filter          | 1    |            | Foamer Tank                           |
| 19A | TCA19629    | Box             | 1    |            | ORDER TCA26269, Foam Marker, W/ Cover |
| 19B | TCA26269    | Box             | 1    |            | Foam Marker, W/ Cover                 |
| 20  | AN204609    | Hose Fitting    | 1    |            |                                       |
| 21  | N208579     | Threaded Nipple | 1    |            |                                       |
| 22  | N208580     | Elbow Fitting   | 1    |            |                                       |
| 23  | TCA21771    | Chamber Kit     | 2    |            | Foam Head                             |
| 24  | AN204669    | Knob            | 1    |            | INCLUDES TCU33327, Not Illustrated    |
| 25  | TCU33327    | Screw           | 1    |            | Not Illustrated                       |

CLOTHING LOCKER  
ARMOIRE A VETEMENTS  
KLEIDERFACH  
ARMADIETTO PER INDUMENTI  
TAQUILLA PARA ROPA  
KL DSKâP

WZ8299570A0 A.1



WZ8299570A0

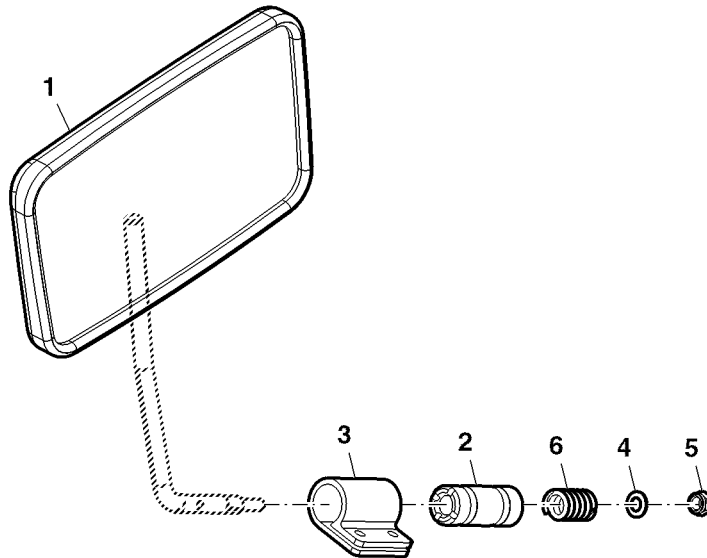
---

| Key | Part No.  | Part Name         | Qty. | Serial No. | Remarks             |
|-----|-----------|-------------------|------|------------|---------------------|
| 1   | WZ8299570 | Box               | 1    |            | ASSY                |
| 2   | WZ3181445 | Stud              | 1    |            |                     |
| 3   | WZ2105210 | Washer            | 1    |            | M10-10, 5 DIN125 A2 |
| 4   | WZ2022400 | Nut               | 1    |            | M10, DIN934 A2-70   |
| 5   | WZ2032303 | Socket Head Screw | 2    |            | M8X16, DIN912 A2    |
| 6   | WZ8352634 | Bushing           | 2    |            |                     |

---

Mirror Kit, EU (065001 - )  
 Kit rétroviseur, UE (065001 - )  
 Spiegelsatz, EU (065001 - )  
 Kit specchietti, UE (065001 - )  
 Juego de espejos, UE (065001 - )  
 Spegelsats, EU (065001 - )

PU04955 A.1



PU04955

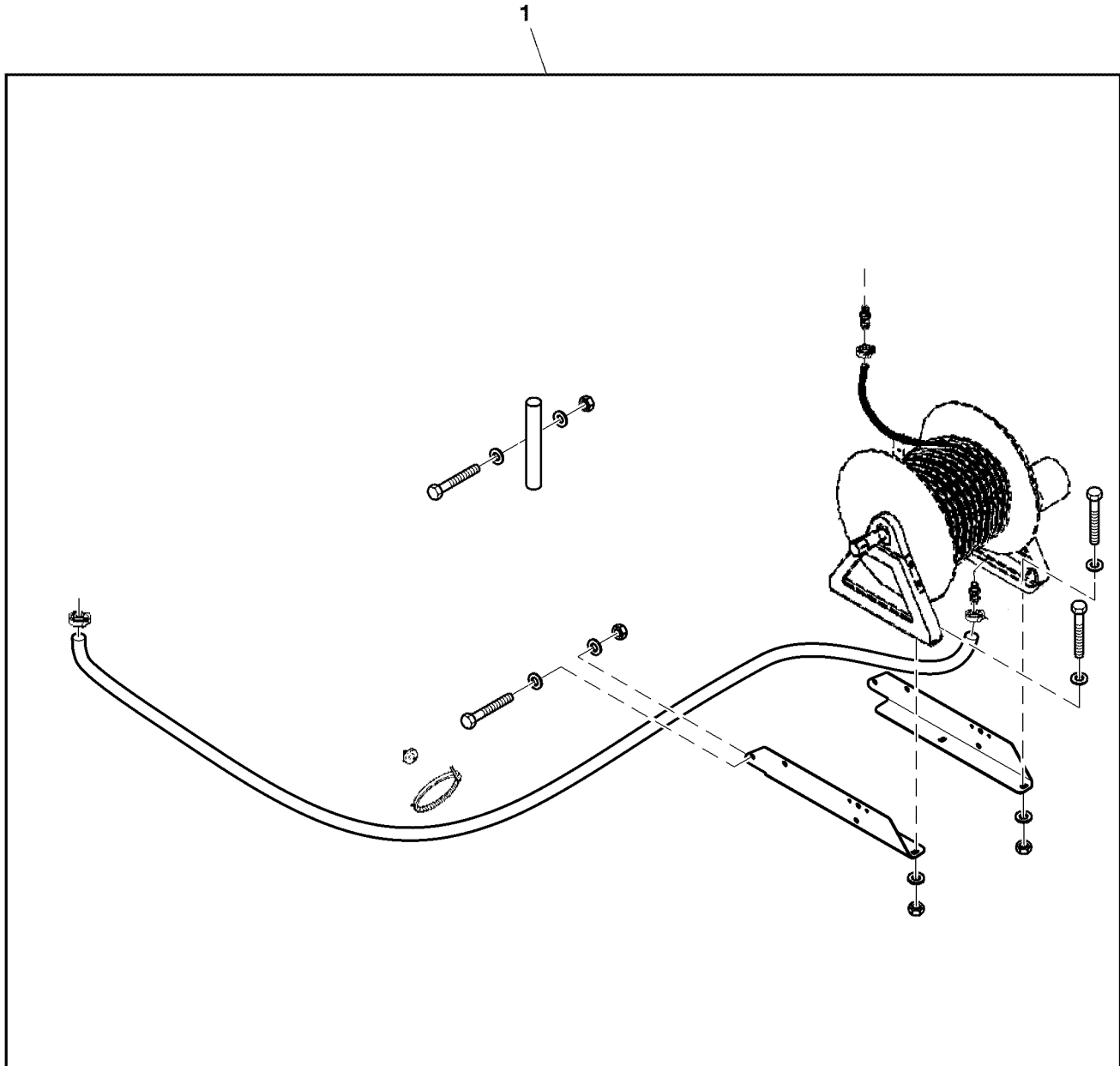
| Key | Part No.    | Part Name          | Qty. | Serial No. | Remarks               |
|-----|-------------|--------------------|------|------------|-----------------------|
| 1   | HF620026167 | Rear View Mirror   | 1    |            |                       |
| 2   | HF790010050 | Sleeve             | 1    |            |                       |
| 3   | HF798025200 | Bracket            | 1    |            |                       |
| 4   | 24M7055     | Washer             | 1    |            | 8.400 X 16 X 1.600 mm |
| 5   | 14M7166     | Lock Nut           | 1    |            | M8                    |
| 6   | M87303      | Compression Spring | 1    |            |                       |





Attachment, Manual Reel and 2400 inch. of 0.5 inch Hose, Less Spraygun  
 Équipement, rabatteur manuel et 2400 in. de flexible 0,5 in., sans lance à main  
 Nachrüstsatz, manuelle Haspel und 2400 inch langer 0,5-inch-Schlauch, ohne Spritzpistole  
 Attrezzo, aspo manuale e tubo flessibile da 2400 inch di 0.5 inch, meno pistola a spruzzo  
 Accesorio, molinete manual y 2400 in de manguera de 0.5 in, sin pistola de pulverización  
 Tillbehör, manuell haspel och 2400 fot av 0,5-tumsslang, utan sprutpistol

TC275051 A.1



TC275051

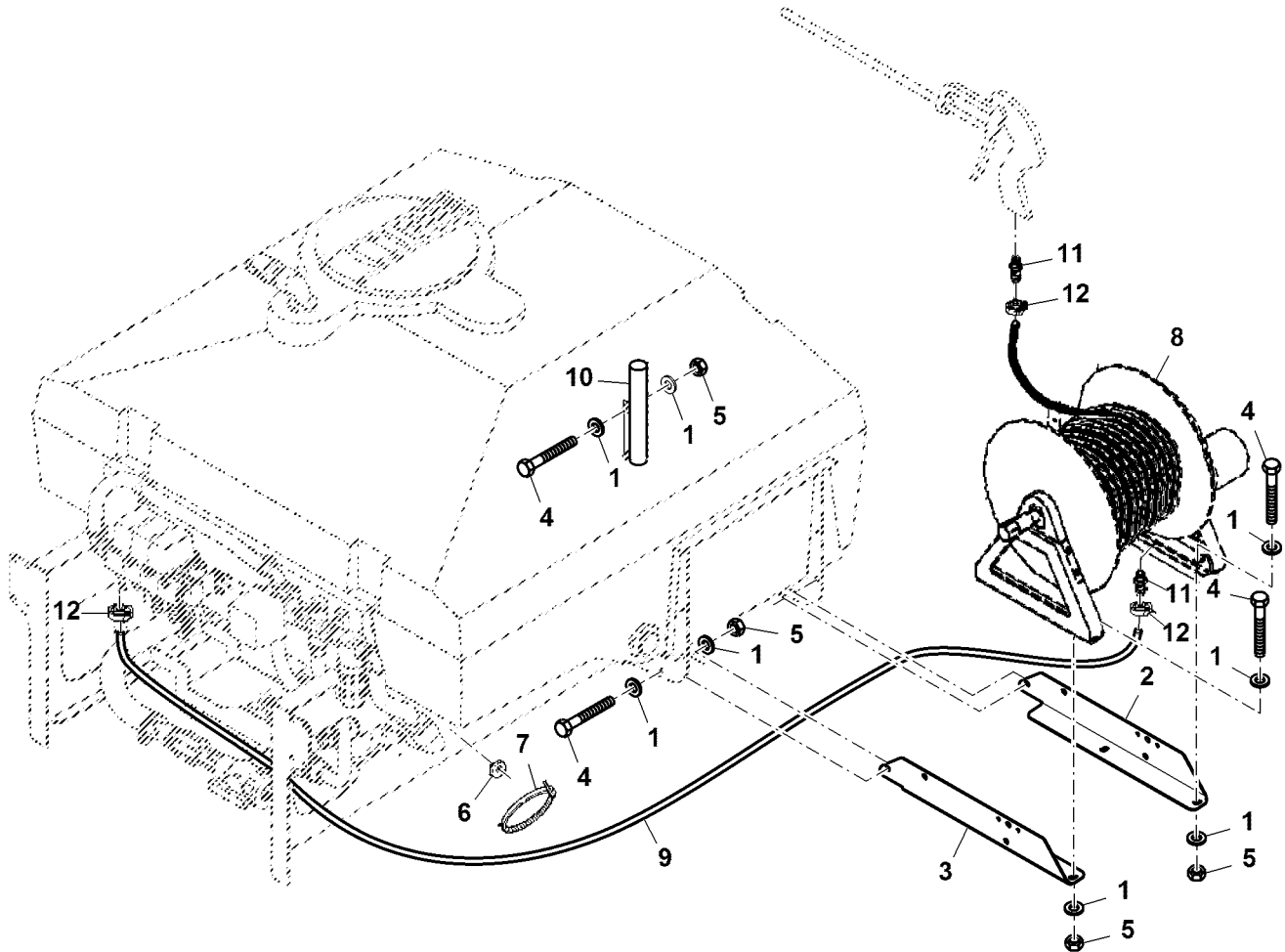
---

| <i>Key</i> | <i>Part No.</i> | <i>Part Name</i>  | <i>Qty.</i> | <i>Serial No.</i> | <i>Remarks</i> |
|------------|-----------------|-------------------|-------------|-------------------|----------------|
| 1          | BM19260         | Turf Care Sprayer | 1           |                   |                |

---

Reel, Manual Hose  
 Enrouleur, tuyau manuel  
 Haspel, manuell, Schlauch  
 Aspo, tubo flessibile manuale  
 Carrete, manual para manguera  
 Haspel, manuell slang

TC275052 A.1

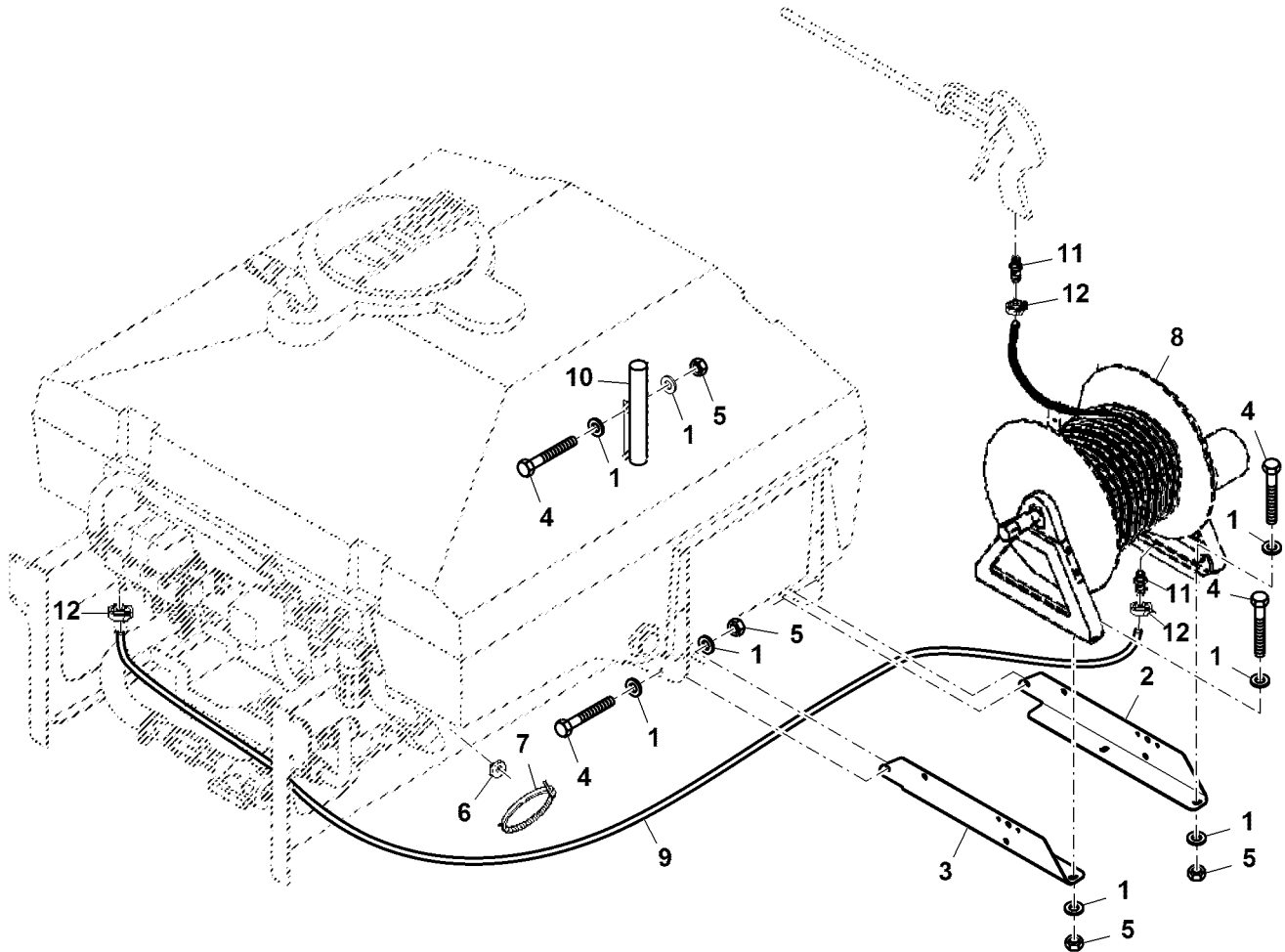


TC275052

| Key | Part No. | Part Name    | Qty. | Serial No. | Remarks                |
|-----|----------|--------------|------|------------|------------------------|
| 1   | 24M7096  | Washer       | 20   |            | 10.500 X 18 X 1.600 mm |
| 2   | MT6709   | Bracket      | 1    |            | RH                     |
| 3   | MT6710   | Bracket      | 1    |            | LH                     |
| 4   | 19M7167  | Cap Screw    | 10   |            | M10 X 25               |
| 5   | 14M7167  | Lock Nut     | 10   |            | M10                    |
| 6   | MT6875   | Bushing      | 3    |            |                        |
| 7   | MT6874   | Strap        | 3    |            |                        |
| 8   | AMT2547  | Reel         | 1    |            |                        |
| 9   | MT4565   | Bulk Hose    | 1    |            |                        |
| 10  | MT4567   | Holder       | 1    |            |                        |
| 11  | PMHB-050 | Hose Fitting | 3    |            |                        |
| 12  | RE32361  | Hose Clamp   | 4    |            |                        |

Reel, Electrical Hose  
 Enrouleur, tuyau électrique  
 Haspel, elektrisch, Schlauch  
 Aspo, tubo flessibile elettrico  
 Carrete, eléctrico para manguera  
 Haspel, elektrisk slang

TC275052 A.1

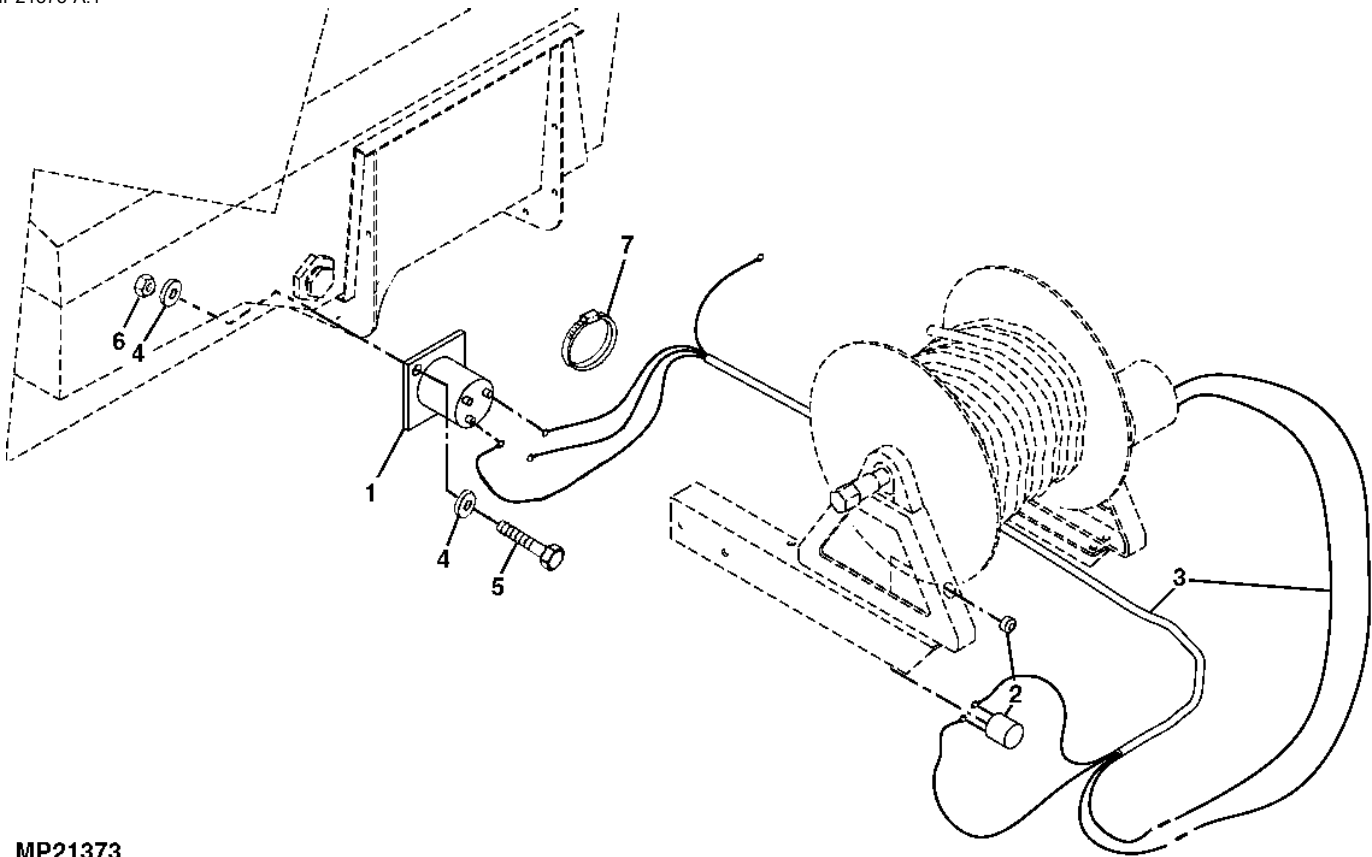


TC275052

| Key | Part No. | Part Name    | Qty. | Serial No. | Remarks                |
|-----|----------|--------------|------|------------|------------------------|
| 1   | 24M7096  | Washer       | 20   |            | 10.500 X 18 X 1.600 mm |
| 2   | MT6709   | Bracket      | 1    |            | RH                     |
| 3   | MT6710   | Bracket      | 1    |            | LH                     |
| 4   | 19M7167  | Cap Screw    | 10   |            | M10 X 25               |
| 5   | 14M7167  | Lock Nut     | 10   |            | M10                    |
| 6   | MT6875   | Bushing      | 3    |            |                        |
| 7   | MT6874   | Strap        | 3    |            |                        |
| 8   | AMT2233  | Reel         | 1    |            |                        |
| 9   | MT4565   | Bulk Hose    | 1    |            |                        |
| 10  | MT4567   | Holder       | 1    |            |                        |
| 11  | PMHB-050 | Hose Fitting | 3    |            |                        |
| 12  | RE32361  | Hose Clamp   | 4    |            |                        |

Electric Hose Reel Wire Harness  
 Faisceau d'enrouleur de tuyau électrique  
 Elektrische Schlauchhaspel, Kabelbaum  
 Tubo flessibile elettrico fascio cavi aspo  
 Grupo de cables de carrete eléctrico para manguera  
 Elektrisk slanghaspel kablage

MP21373 A.1



MP21373



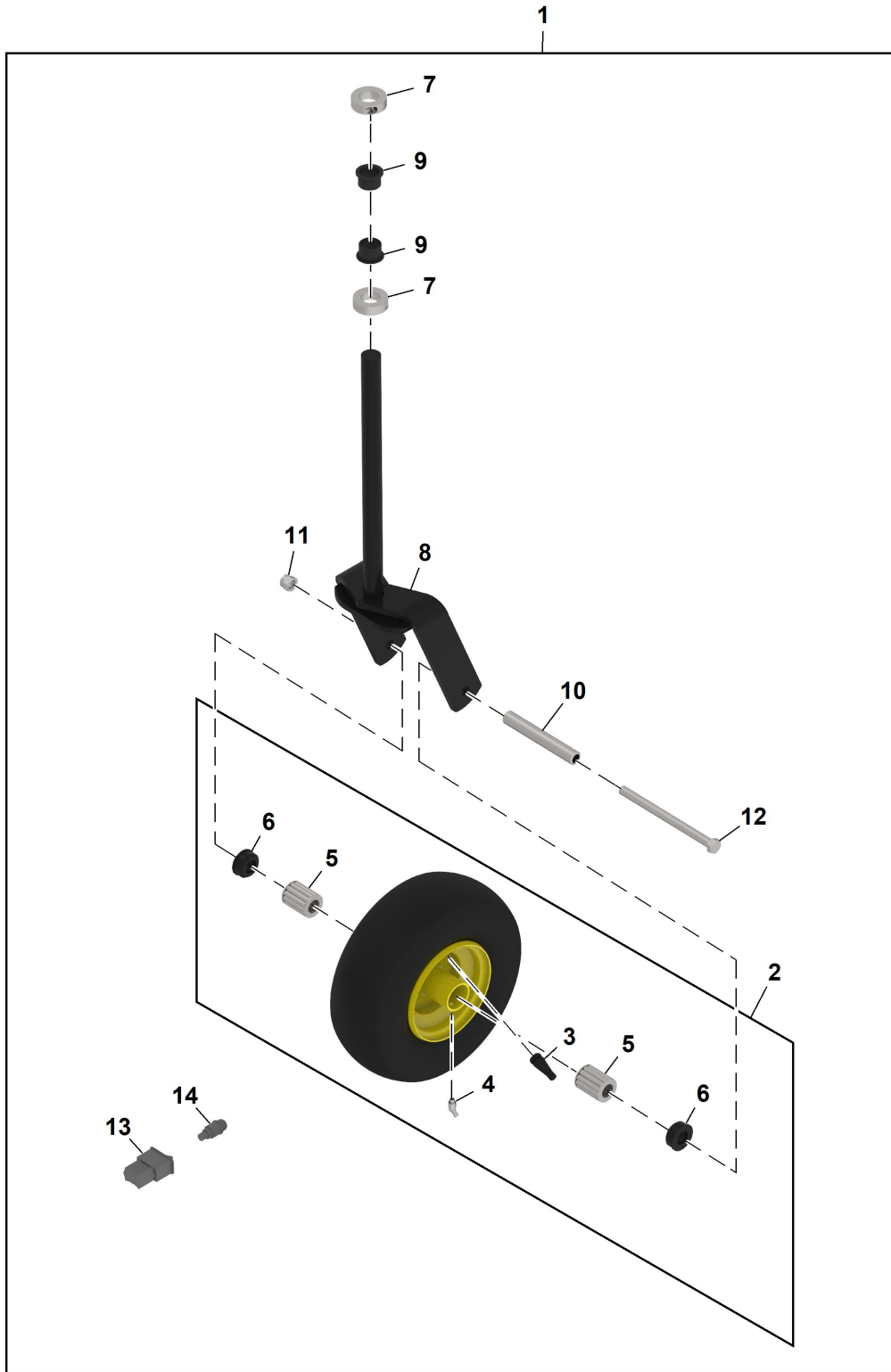
---

| Key | Part No. | Part Name      | Qty. | Serial No. | Remarks               |
|-----|----------|----------------|------|------------|-----------------------|
| 1   | AMT2236  | Solenoid       | 1    |            |                       |
| 2   | AMT2237  | Switch         | 1    |            | INCLUDES (2) MT6684   |
|     | MT6684   | Ring           | 2    |            | Not Illustrated       |
| 3   | AMT2693  | Wiring Harness | 1    |            |                       |
| 4   | 24M7054  | Washer         | 4    |            | 6.400 X 12 X 1.600 mm |
| 5   | 19M7077  | Cap Screw      | 2    |            | M6 X 20               |
| 6   | 14M7165  | Lock Nut       | 2    |            | M6                    |
| 7   | H77698   | Tie Band       | 7    |            |                       |

---

Attachment, Ground Plane Wheel  
 Accessoire, roue de plan de sol  
 Zubehör, Stützrad  
 Attrezzo, ruota a piano di terra  
 Accesorio, rueda para suelo  
 Tillbehör, markplanshjul

BM19257A A.1

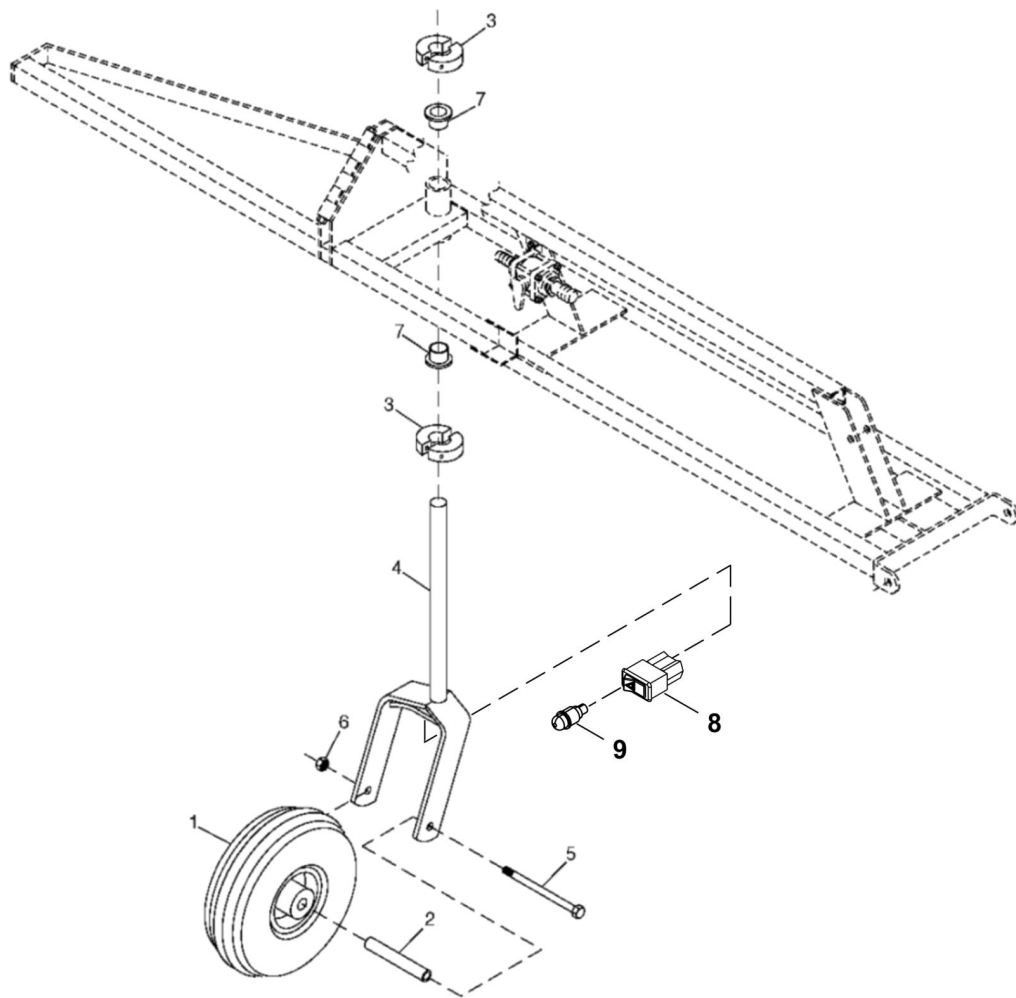


BM19257A

| Key | Part No. | Part Name               | Qty. | Serial No. | Remarks   |
|-----|----------|-------------------------|------|------------|-----------|
| 1   | BM19257  | Wheel Kit               | 1    |            |           |
| 2   | TCA13832 | Tire And Wheel Assembly | 2    |            |           |
| 3   | AM30795  | Tire Valve Stem         | 2    |            |           |
| 4   | JD7788   | Lubrication Fitting     | 2    |            |           |
| 5   | TCU12034 | Bearing                 | 4    |            |           |
| 6   | TCU12600 | Bushing                 | 4    |            |           |
| 7   | MT4395   | Locking Collar          | 4    |            |           |
| 8   | MT4396   | Arm                     | 2    |            |           |
| 9   | MT4397   | Sleeve                  | 4    |            |           |
| 10  | M84516   | Bushing                 | 2    |            |           |
| 11  | 14M7313  | Lock Nut                | 2    |            | M12       |
| 12  | 19M7729  | Cap Screw               | 2    |            | M12 X 160 |
| 13  | AM117259 | Switch                  | 1    |            |           |
| 14  | AM120784 | Headlight               | 1    |            |           |

Ground Plane Wheel Kit  
 Kit de roue de plan de masse  
 Bodenplatten-Radsatz  
 Kit ruote a piano di terra  
 Juego de rueda de plano de suelo  
 Markhjulsats

PU49558 A.1

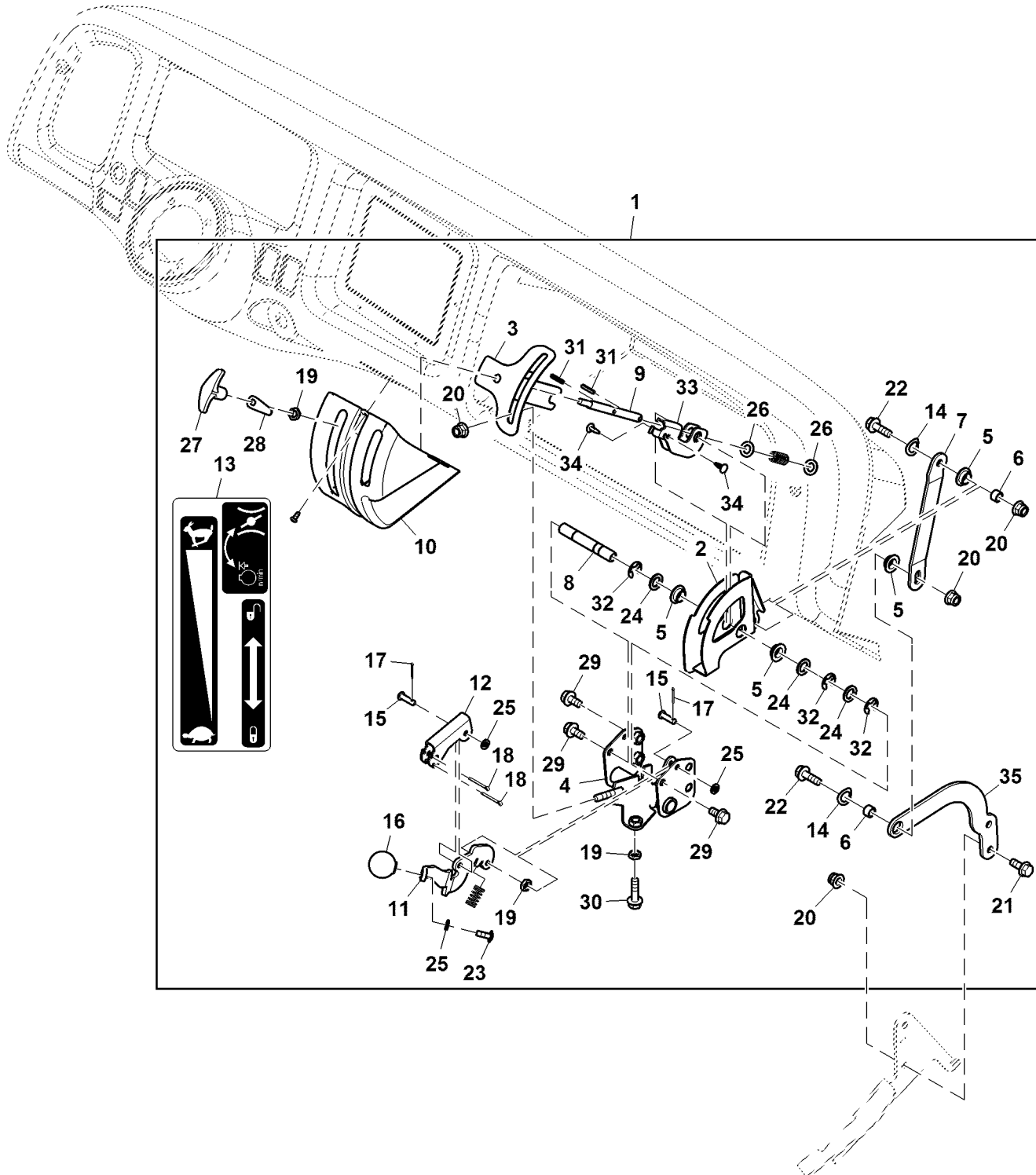


PU49558

| Key | Part No. | Part Name               | Qty. | Year  | Remarks   |
|-----|----------|-------------------------|------|-------|-----------|
| 1   | AM101589 | Tire And Wheel Assembly | 2    | -2001 |           |
|     | TCA13832 | Tire And Wheel Assembly | 2    | 2002- |           |
| 2   | M84516   | Bushing                 | 2    |       |           |
| 3   | MT4395   | Locking Collar          | 4    |       |           |
| 4   | MT4396   | Arm                     | 2    |       |           |
| 5   | 19M7729  | Cap Screw               | 2    |       | M12 X 160 |
| 6   | 14M7168  | Lock Nut                | 2    |       | M12       |
| 7   | MT4397   | Sleeve                  | 4    |       |           |
| 8   | AM117259 | Switch                  | 1    | 2002- | Hazard    |
| 9   | AM120784 | Indicator Lamp          | 1    | 2002- | Green     |

Throttle / Governor Control Kit  
 Kit de commande d'accélérateur / régulateur  
 Gasverstellungs-/Reglersteuersatz  
 Kit di comando acceleratore/regolatore  
 Juego de control de acelerador/regulador  
 Gasreglage/regulatorsats

PU29081 A.1

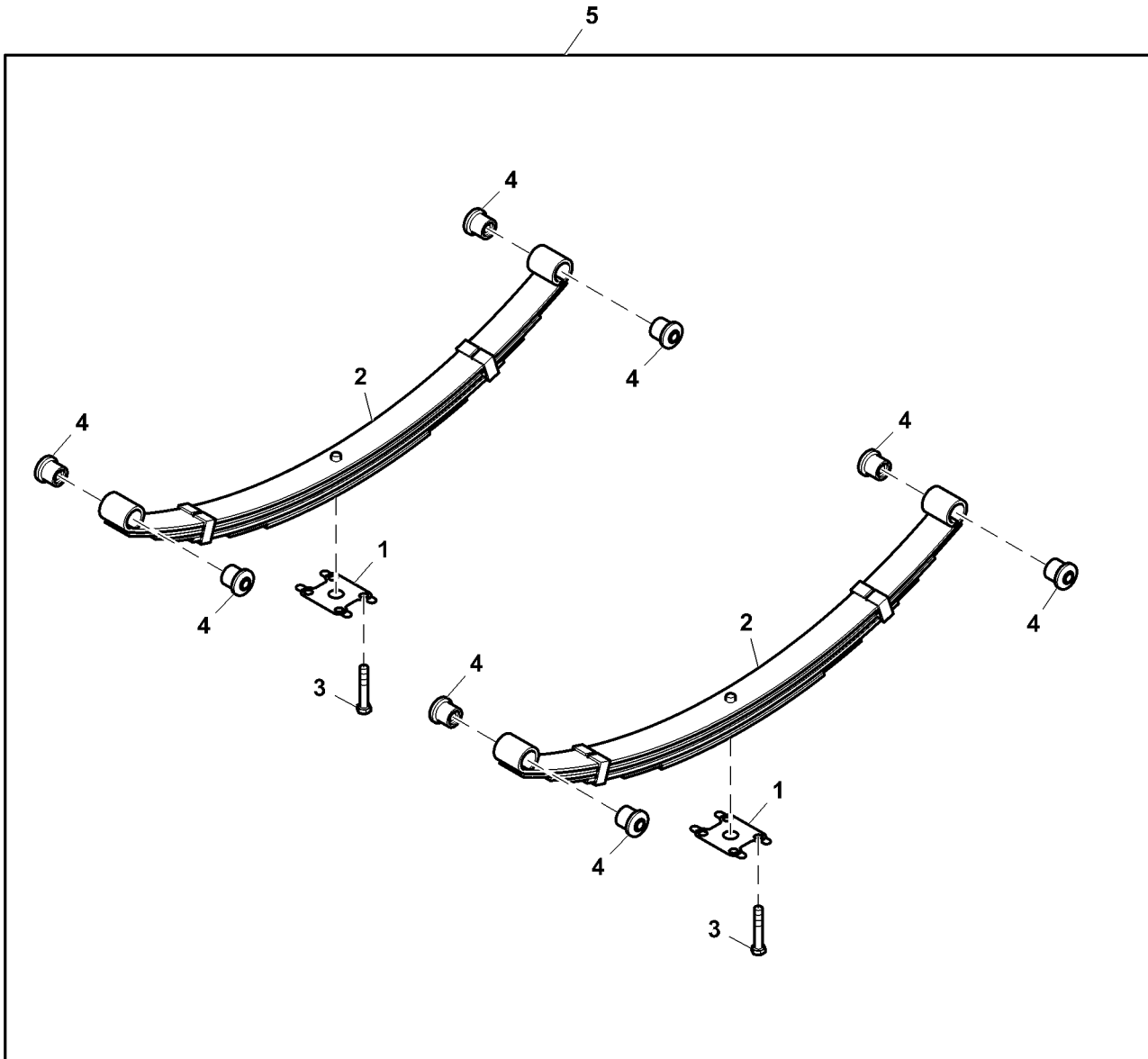


PU29081

| Key | Part No. | Part Name     | Qty. | Serial No. | Remarks                     |
|-----|----------|---------------|------|------------|-----------------------------|
| 1   | BM19955  | Throttle Kit  | 1    |            |                             |
| 2   | AM124534 | Housing       | 1    |            |                             |
| 3   | AM130000 | Yoke          | 1    |            |                             |
| 4   | AM130001 | Bracket       | 1    |            | Welded Mount                |
| 5   | M129855  | Washer        | 4    |            |                             |
| 6   | M131444  | Bushing       | 2    |            |                             |
| 7   | M141401  | Link          | 1    |            |                             |
| 8   | M141402  | Pin Fastener  | 1    |            |                             |
| 9   | M141408  | Rod           | 1    |            |                             |
| 10  | M141431  | Cover         | 1    |            | Throttle / Governor Control |
| 11  | M141471  | Handle        | 1    |            |                             |
| 12  | M141506  | Cam           | 1    |            |                             |
| 13  | M141546  | Label         | 1    |            | Throttle / Governor         |
| 14  | M46935   | Spring Washer | 2    |            |                             |
| 15  | M72069   | Pin Fastener  | 2    |            |                             |
| 16  | M84967   | Knob          | 1    |            |                             |
| 17  | 11M7009  | Cotter Pin    | 2    |            | 2 X 16 mm                   |
| 18  | 11M7015  | Cotter Pin    | 2    |            | 3.200 X 25 mm               |
| 19  | 14M7151  | Nut           | 3    |            | M8                          |
| 20  | 14M7396  | Lock Nut      | 5    |            | M8                          |
| 21  | 19M7866  | Screw         | 2    |            | M8 X 20                     |
| 22  | 19M7867  | Screw         | 2    |            | M8 X 25                     |
| 23  | 19M8648  | Screw         | 1    |            | M6 X 16                     |
| 24  | 24M7044  | Washer        | 3    |            | 13 X 20 X 2 mm              |
| 25  | 24M7088  | Washer        | 3    |            | 6.600 X 12 X 1.600 mm       |
| 26  | 24M7096  | Washer        | 2    |            | 10.500 X 18 X 1.600 mm      |
| 27  | M141743  | Knob          | 1    |            |                             |
| 28  | M141744  | Plate         | 1    |            |                             |
| 29  | 19M7865  | Screw         | 6    |            | M8 X 16                     |
| 30  | 19M7868  | Screw         | 1    |            | M8 X 30                     |
| 31  | 34M7027  | Spring Pin    | 2    |            | 4 X 20 mm                   |
| 32  | R26871   | Snap Ring     | 3    |            |                             |
| 33  | M142511  | Guide         | 1    |            |                             |
| 34  | T72287   | Plug          | 2    |            |                             |
| 35  | M129955  | Arm           | 1    |            |                             |

Leaf Springs Kit  
 Kit ressorts à lame  
 Blattfedernsatz  
 Kit molle a balestra  
 Juego de ballesta  
 Bladfjädersats

PU28859 A.1



PU28859



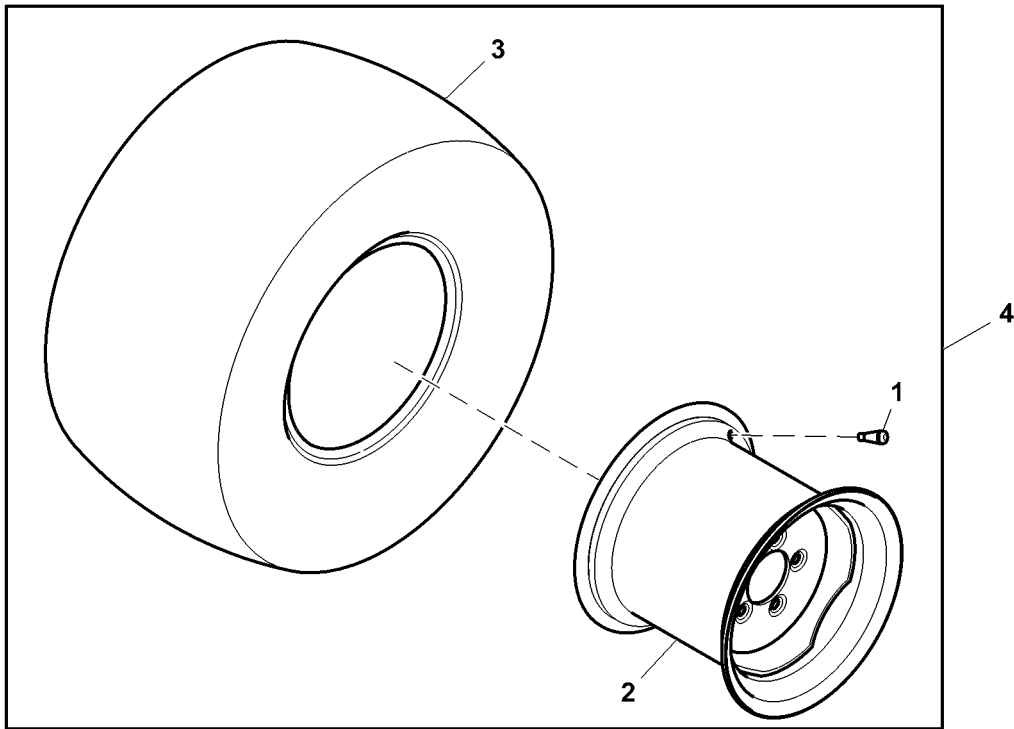
---

| <i>Key</i> | <i>Part No.</i> | <i>Part Name</i> | <i>Qty.</i> | <i>Serial No.</i> | <i>Remarks</i> |
|------------|-----------------|------------------|-------------|-------------------|----------------|
| 1          | M142625         | Lock Plate       | 2           |                   |                |
| 2          | M141503         | Leaf Spring      | 2           |                   |                |
| 3          | 19M7753         | Cap Screw        | 8           |                   | M12 X 70       |
| 4          | M131435         | Isolator         | 8           |                   | Suspension     |
| 5          | BM20433         | Kit              | 1           |                   | Heavy Duty     |

---

Rear Wheel Kit  
 Kit roue arrière  
 Hinterradsatz  
 Kit ruota posteriore  
 Juego de rueda trasera  
 Bakhjulssats

PU28867 A.1



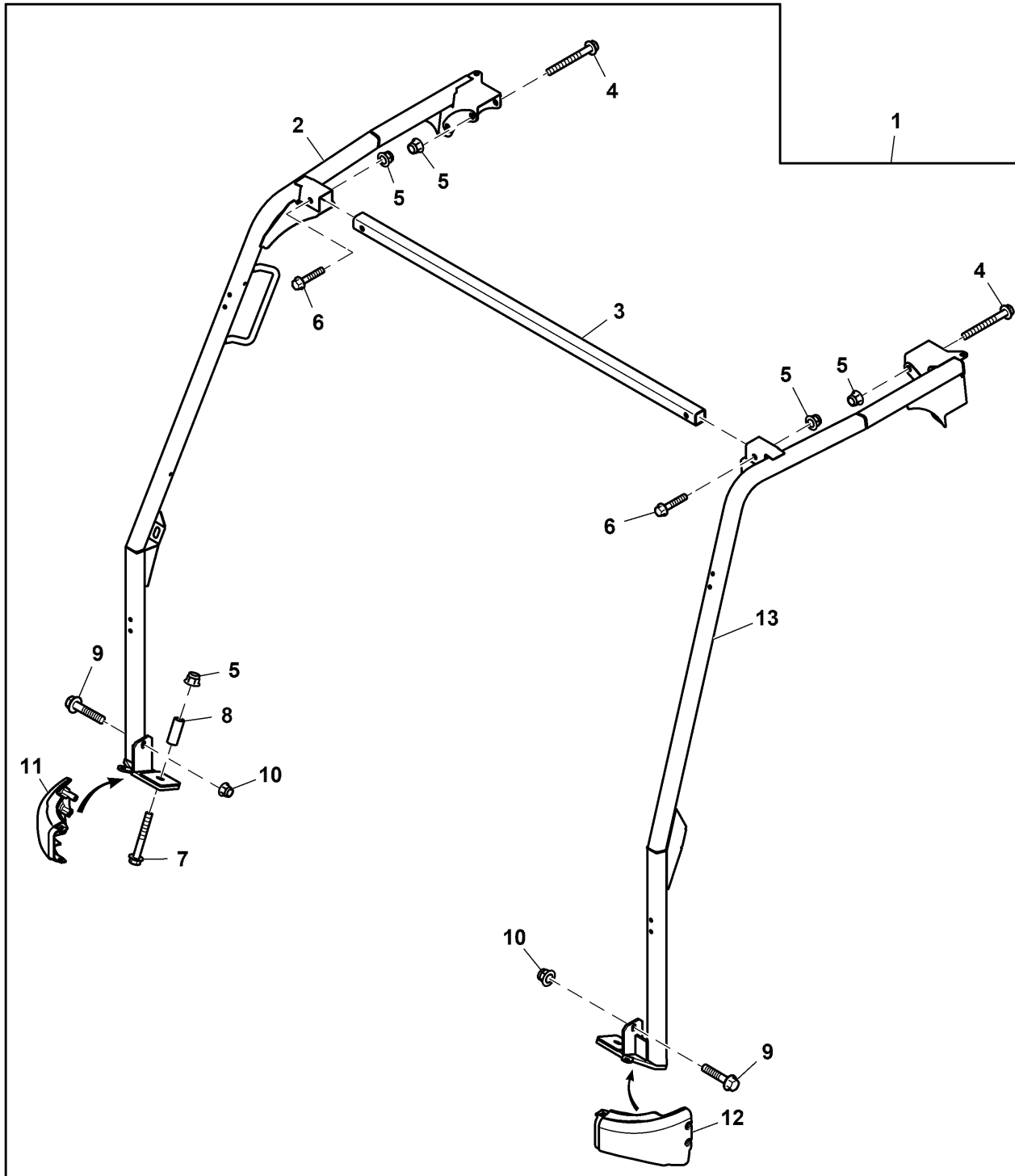
PU28867

| Key | Part No. | Part Name       | Qty. | Serial No.   | Remarks |
|-----|----------|-----------------|------|--------------|---------|
| 1   | AM30795  | Tire Valve Stem | 2    |              |         |
| 2   | TCU29967 | Rim             | 2    | 12 X 10.50   |         |
| 3   | M145115  | Tire            | 2    | 26 X 14 - 12 |         |
| 4   | BM20705  | Kit             | 1    |              |         |



4-Post Rollover Protective Structure Conversion Kit, Green  
 Jeu d'adaptation d'arceau/cadre de sécurité à 4 montants, vert  
 4-Pfosten-Überschlagschutz, Umrüstsatz, grün  
 Kit di conversione struttura protettiva ribaltamento a 4 montanti, verde  
 Juego de modificación de estructura protectora contra vuelcos de 4 postes, verde  
 4-stolpars ombyggnadssats för överstötningskydd, green

PU39447 A.1

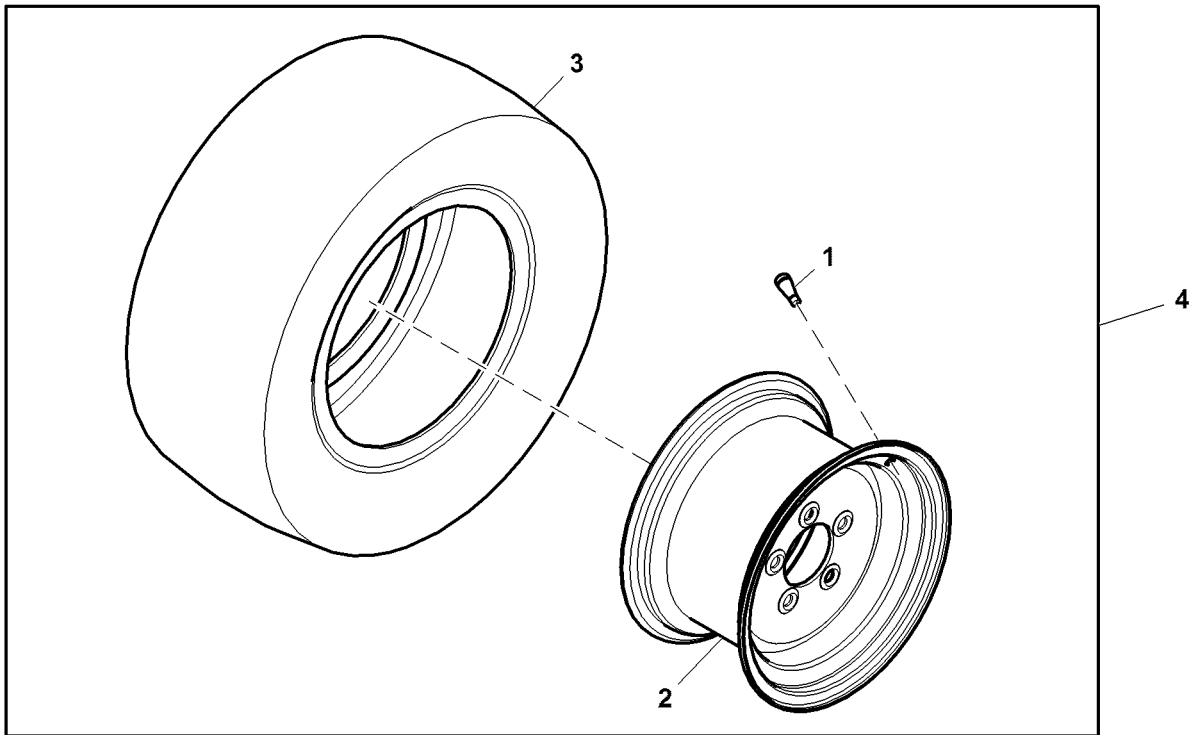


PU39447

| Key | Part No. | Part Name       | Qty. | Serial No. | Remarks            |
|-----|----------|-----------------|------|------------|--------------------|
| 1   | BTC10091 | Kit             | 1    |            |                    |
| 2   | TCA21292 | Support         | 1    |            | RH, ORDER AUC18395 |
|     | AUC18395 | Support         | 1    |            | RH                 |
| 3   | TCU31167 | Structural Tube | 1    |            |                    |
| 4   | 19M7837  | Screw           | 4    |            | M12 X 110          |
| 5   | 14M7401  | Lock Nut        | 8    |            | M12                |
| 6   | 19M7816  | Screw           | 2    |            | M12 X 65           |
| 7   | 19M7819  | Screw           | 2    |            | M12 X 90           |
| 8   | M129894  | Sleeve          | 2    |            |                    |
| 9   | 19M8292  | Screw           | 2    |            | M10 X 50           |
| 10  | 14M7465  | Lock Nut        | 2    |            | M10                |
| 11  | M130828  | Cap             | 1    |            | RH                 |
| 12  | M130829  | Cap             | 1    |            | LH                 |
| 13  | TCA21291 | Support         | 1    |            | LH, ORDER AUC18394 |
|     | AUC18394 | Support         | 1    |            | LH                 |

Wide Smooth Front Tires Kit  
 Kit pneus avant lisses larges  
 Satz mit breiten, vorderen Glattreifen  
 Kit pneumatici anteriori lisci larghi  
 Juego de neumáticos delanteros lisos y anchos  
 Sats med breda mjuka framdäck

PU29019 A.1



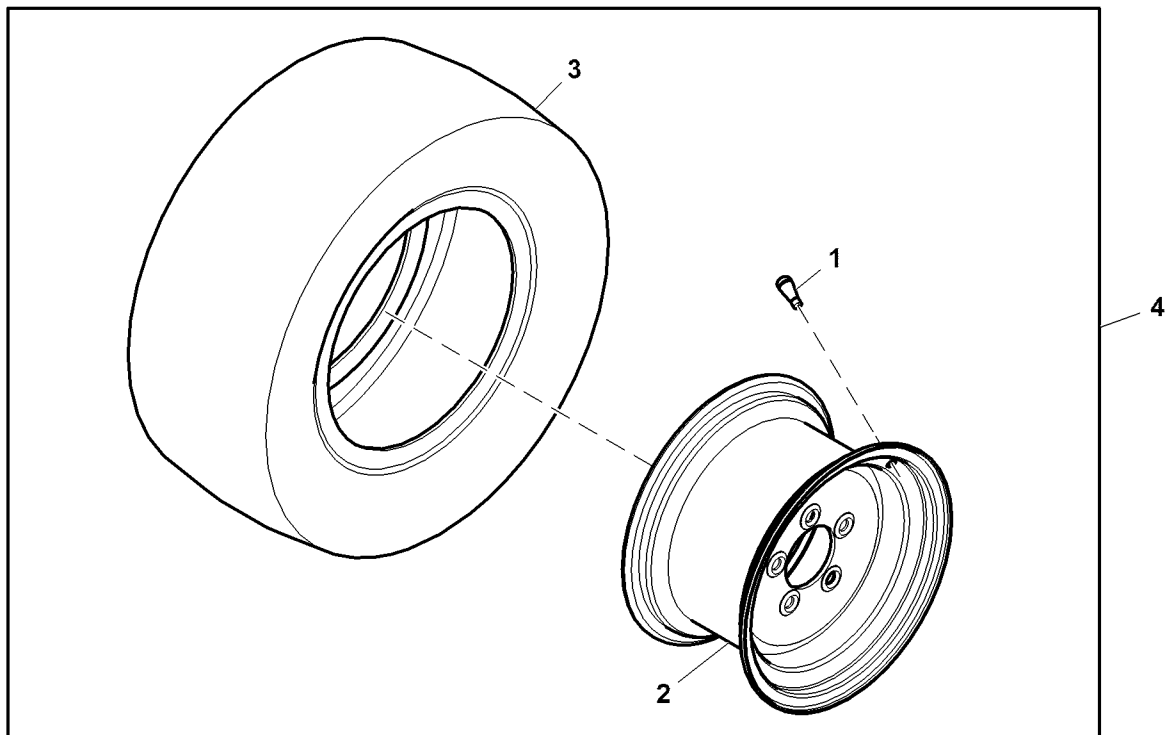
PU29019

| Key | Part No. | Part Name       | Qty. | Serial No.  | Remarks |
|-----|----------|-----------------|------|-------------|---------|
| 1   | AM30795  | Tire Valve Stem | 2    |             |         |
| 2   | TCA21289 | Wheel           | 2    | 12 X 7      |         |
| 3   | TCU30301 | Tire            | 2    | 22 X 9.5-12 |         |
| 4   | BTC10095 | Tire Kit        | 1    |             |         |

Wide Smooth Rear Tires Kit  
 Kit pneus arrière lisses larges  
 Satz mit breiten, hinteren Glattreifen  
 Kit pneumatici posteriori lisci larghi  
 Juego de neumáticos traseros lisos y anchos  
 Sats med breda mjuka bakdäck



PU29020 A.1

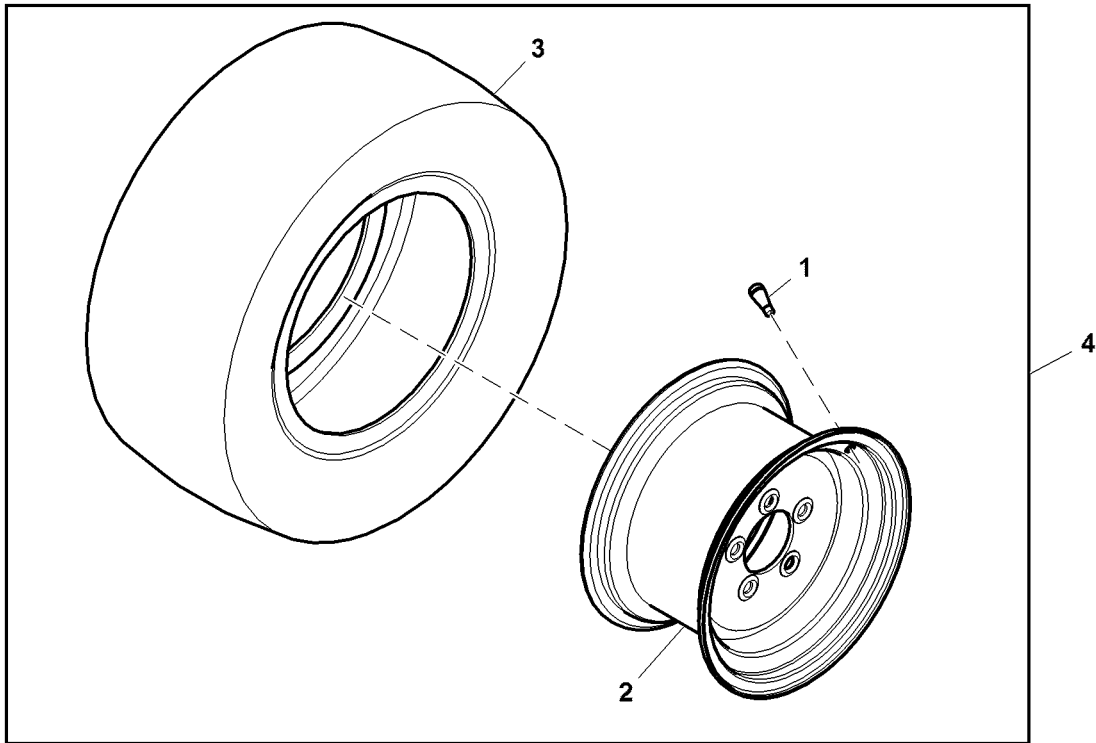


PU29020

| Key | Part No. | Part Name       | Qty. | Serial No. | Remarks    |
|-----|----------|-----------------|------|------------|------------|
| 1   | AM30795  | Tire Valve Stem | 2    |            |            |
| 2   | TCA21290 | Wheel           | 2    |            | 12 X 10.5  |
| 3   | TCU30302 | Tire            | 2    |            | 26 X 14-12 |
| 4   | BTC10096 | Tire Kit        | 1    |            |            |

Wide Fairway Rear Tires Kit  
 Kit pneus arrière larges pour fairway  
 Satz mit breiten, hinteren Fairway-Reifen  
 Kit pneumatici posteriori da fairway larghi  
 Juego de neumáticos traseros anchos para Fairway  
 Sats med breda bakdäck för fairway

PU29021 A.1



PU29021

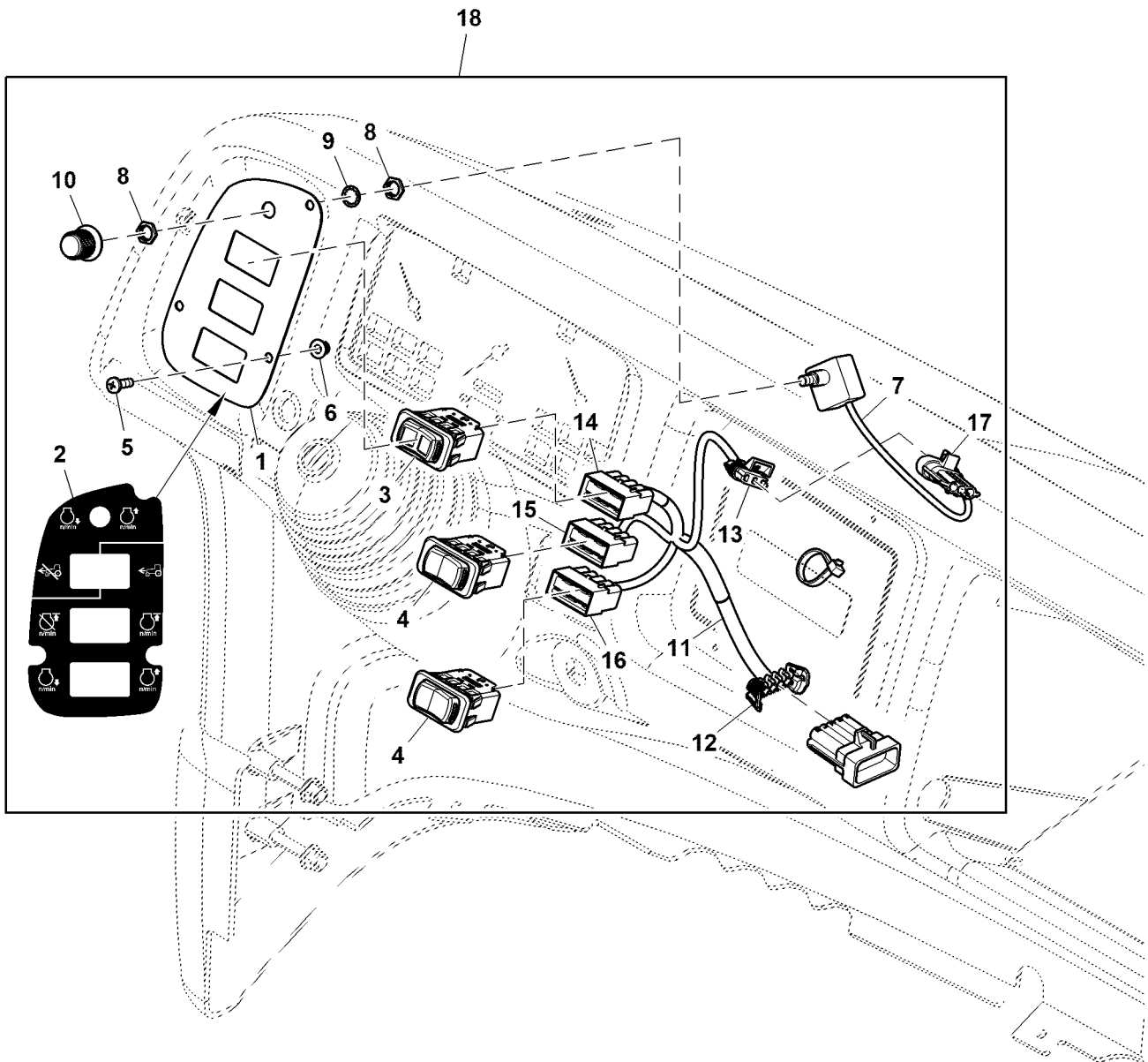
| Key | Part No. | Part Name       | Qty. | Serial No. | Remarks |
|-----|----------|-----------------|------|------------|---------|
| 1   | AM30795  | Tire Valve Stem | 2    |            |         |
| 2   | TCA21290 | Wheel           | 2    | 12 X 10.5  |         |
| 3   | TCU30472 | Tire            | 2    | 26 X 14-12 |         |
| 4   | BTC10097 | Tire Kit        | 1    |            |         |





**Electronic Multi-Mode Throttle and Governor Control Kit**  
**Kit d'accélérateur multi-mode électronique et de commande de régulateur**  
**Satz für elektronische Mehrmodus-Gasverstellung und Reglersteuerung**  
**Kit di comando acceleratore e regolatore multimodale elettronico**  
**Juego de control del acelerador de modo múltiple y regulador**  
**Elektroniskt multilägesgasreglage och regulatorstyrningsats**

PU28875 B.1

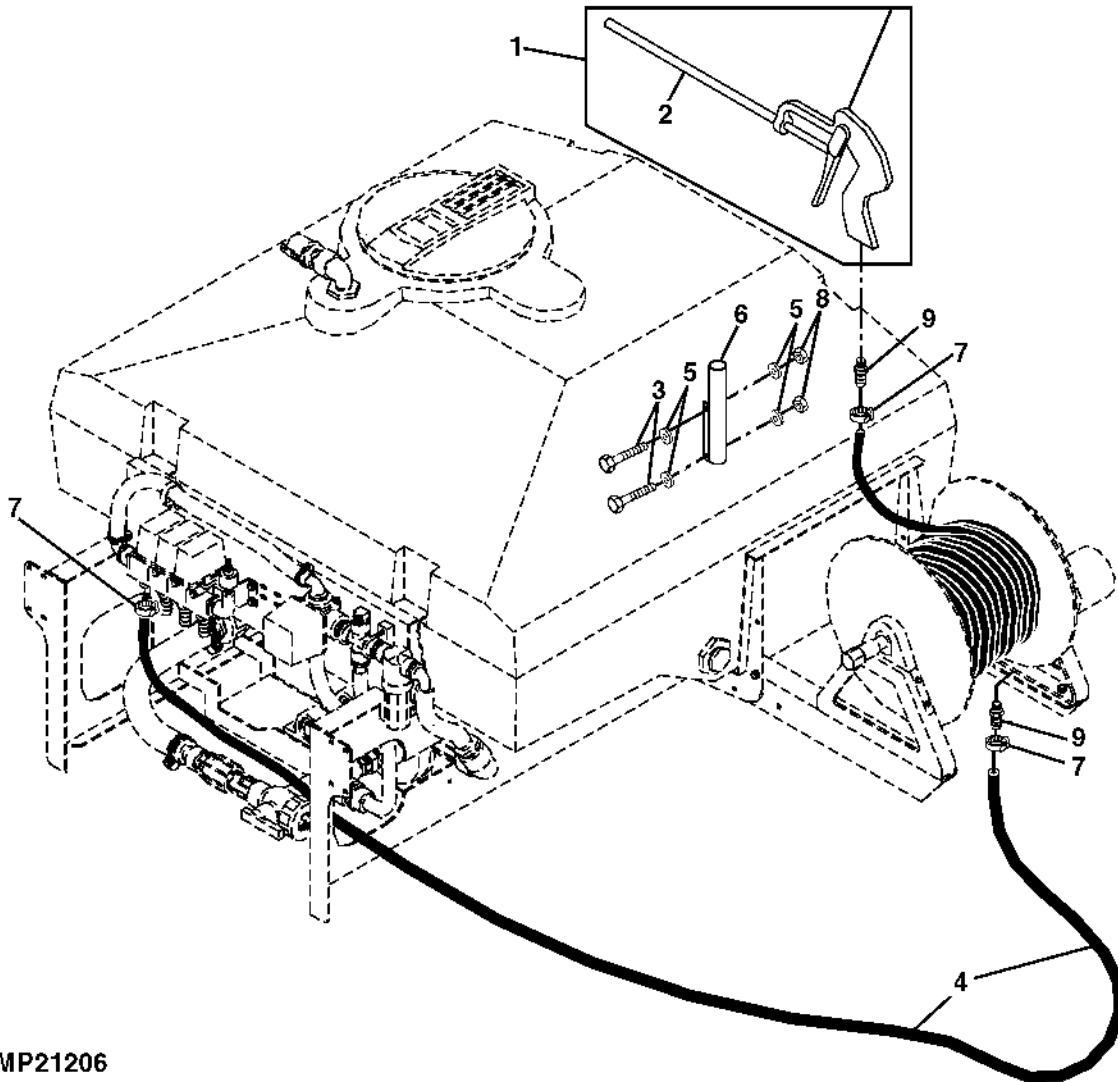


PU28875

| Key | Part No. | Part Name                    | Qty. | Serial No. | Remarks                                |
|-----|----------|------------------------------|------|------------|--|
| 1   | TCU30779 | Plate                        | 1    |            |  |
| 2   | TCU30781 | Label                        | 1    |            |  |
| 3   | TCA21329 | Toggle/Rocker Switch         | 1    |            | Single Pole, Double Throw, Illuminated |
| 4   | TCA18586 | Toggle/Rocker Switch         | 2    |            | Double Pole, Double throw, Momentary   |
| 5   | 21M7309  | Screw                        | 3    |            | M5 X 16                                |
| 6   | 14M7568  | Lock Nut                     | 3    |            | M5                                     |
| 7   | TCA15097 | Potentiometer                | 1    |            |  |
| 8   | R121233  | Nut                          | 2    |            |  |
| 9   | R121235  | Washer                       | 1    |            |  |
| 10  | H130153  | Knob                         | 1    |            |  |
| 11  | TCA21330 | Wiring Harness               | 1    |            |  |
| 12  | 57M7265  | Elec. Connector Housing      | 1    |            |  |
|     | 57M7281  | Elec. Connect Locking Device | 1    |            |  |
|     | 57M7252  | Elec. Connector Terminal     | 9    |            |  |
| 13  | 57M7255  | Elec. Connector Housing      | 1    |            |  |
|     | 57M7290  | Elec. Connector Accessory    | 1    |            |  |
| 14  | 57M8579  | Elec. Connector Housing      | 1    |            | Mode Select Switch                     |
|     | 57M7400  | Elec. Connector Seal         | 1    |            |  |
|     | 57M7401  | Elec. Connector Terminal     | 7    |            |  |
|     | 57M9532  | Elec. Connector Terminal     | 3    |            |  |
| 15  | 57M8579  | Elec. Connector Housing      | 1    |            | Set / Clear Switch                     |
|     | 57M7400  | Elec. Connector Seal         | 1    |            |  |
|     | 57M7401  | Elec. Connector Terminal     | 7    |            |  |
|     | 57M9532  | Elec. Connector Terminal     | 3    |            |  |
| 16  | 57M8579  | Elec. Connector Housing      | 1    |            | Accel / Decel Switch                   |
|     | 57M7400  | Elec. Connector Seal         | 1    |            |  |
|     | 57M7401  | Elec. Connector Terminal     | 7    |            |  |
|     | 57M9532  | Elec. Connector Terminal     | 3    |            |  |
| 17  | 57M7257  | Elec. Connector Housing      | 1    |            |  |
|     | 57M7290  | Elec. Connector Accessory    | 1    |            |  |
|     | 57M7258  | Elec. Connector Seal         | 3    |            |  |
| 18  | BTC10261 | Kit                          | 1    |            |  |

Spray Gun (Optional)  
 Lance à main (en option)  
 Spritzpistole (Wahlausrüstung)  
 Pistola a spruzzo (opzionale)  
 Lanza de pulverización (opcional)  
 Sprutpistol (tillval)

MP21206 A.1

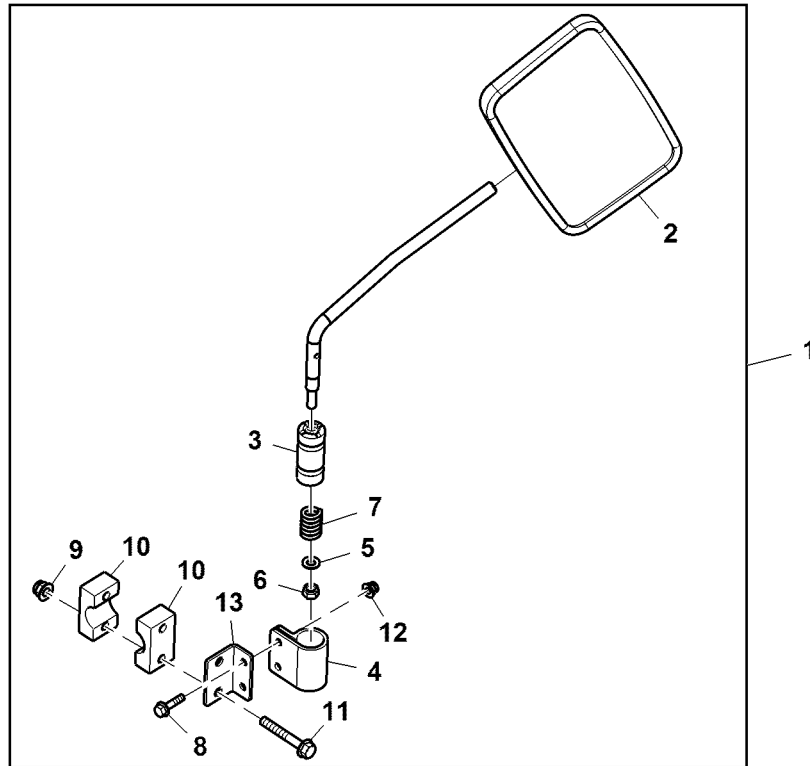


MP21206

| Key | Part No.       | Part Name  | Qty.     | Serial No. | Remarks                        |
|-----|----------------|------------|----------|------------|--------------------------------|
| 1   | <b>BM19876</b> | <b>Kit</b> | <b>1</b> |            | <b>SPRAY GUN (WHOLE GOODS)</b> |
| 2   | AMT2234        | Spray Gun  | 1        |            |                                |
| 3   | 19M7167        | Cap Screw  | 2        |            | M10 X 25                       |
| 4   | MT4565         | Bulk Hose  | AR       |            |                                |
| 5   | 24M7096        | Washer     | 4        |            | 10.500 X 18 X 1.600 mm         |
| 6   | MT4567         | Holder     | 1        |            | SPRAY GUN                      |
| 7   | RE32361        | Hose Clamp | 3        |            |                                |
| 8   | 14M7167        | Lock Nut   | 2        |            | M10                            |
| 9   | PMHB050        | Fitting    | 3        |            | (SUB FOR MT4564)               |

**Mirror Kit**  
**Kit rétroviseur**  
**Spiegelsatz**  
**Kit specchietti**  
**Juego de retrovisor**  
**Spegelsats**

PU29506 A.1



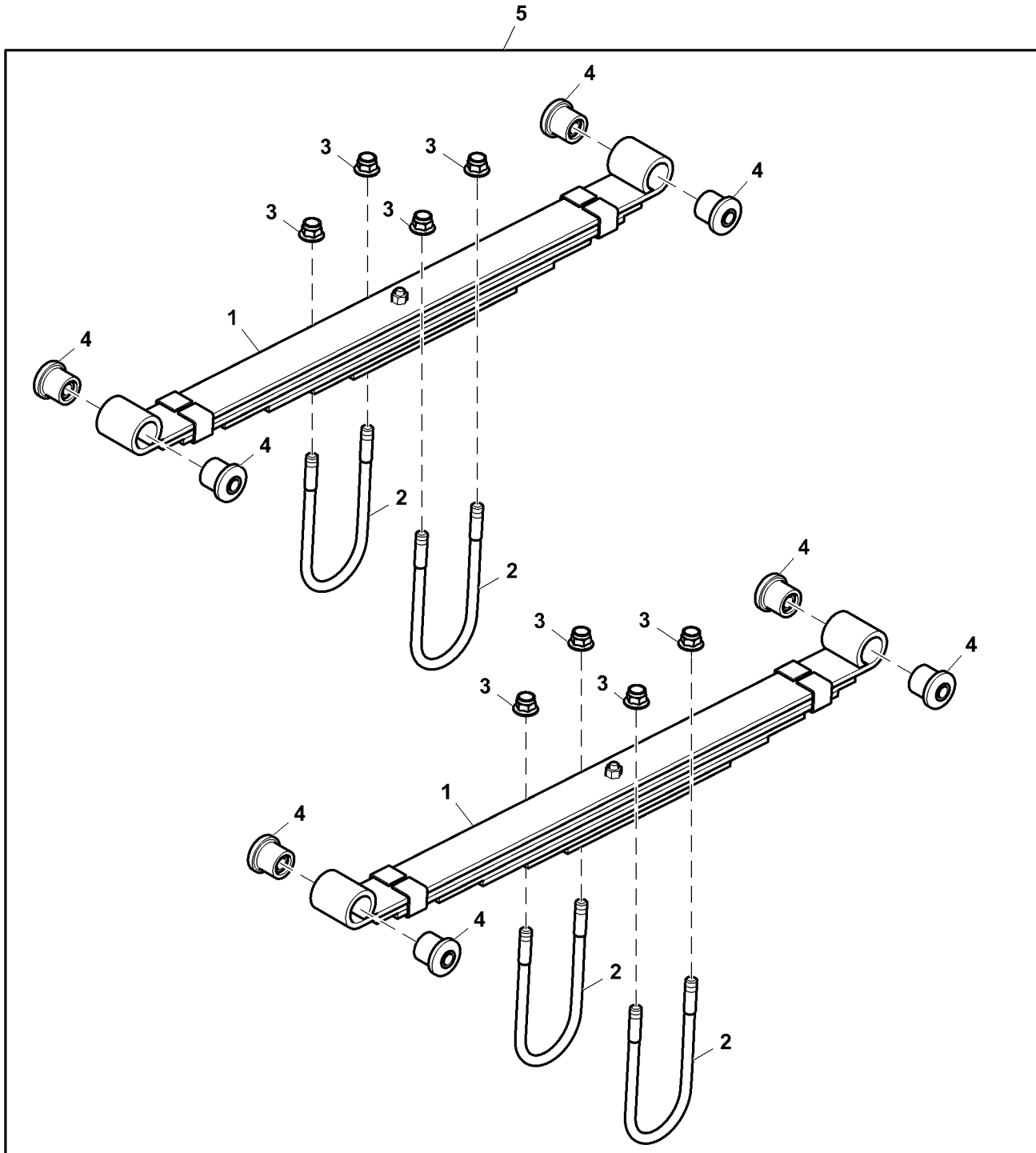
PU29506

| Key | Part No.    | Part Name          | Qty. | Serial No. | Remarks               |
|-----|-------------|--------------------|------|------------|-----------------------|
| 1   | BTC10397    | Mirror Kit         | 1    |            |                       |
| 2   | HF620026167 | Rear View Mirror   | 1    |            |                       |
| 3   | HF790010050 | Sleeve             | 1    |            |                       |
| 4   | HF798025200 | Bracket            | 1    |            |                       |
| 5   | 24M7055     | Washer             | 1    |            | 8.400 X 16 X 1.600 mm |
| 6   | 14M7166     | Lock Nut           | 1    |            | M8                    |
| 7   | M87303      | Compression Spring | 1    |            |                       |
| 8   | 19M7863     | Screw              | 1    |            | M6 X 25               |
| 9   | 14M7396     | Lock Nut           | 2    |            | M8                    |
| 10  | TCU26540    | Block Clamp        | 2    |            |                       |
| 11  | 19M7979     | Screw              | 2    |            | M8 X 55               |
| 12  | 14M7397     | Lock Nut           | 2    |            | M6                    |
| 13  | TCU29438    | Bracket            | 1    |            | Mirror Mount          |



**Heavy Duty Rear Leaf Spring Kit**  
**Kit ressort à lame arrière renforcé**  
**Satz mit hinteren, verstärkten Blattfedern**  
**Kit molla a balestra posteriore rinforzata**  
**Juego de ballesta trasera reforzada**  
**Sats, extra kraftig bakre bladfjäder**

PU28870 A.1



PU28870



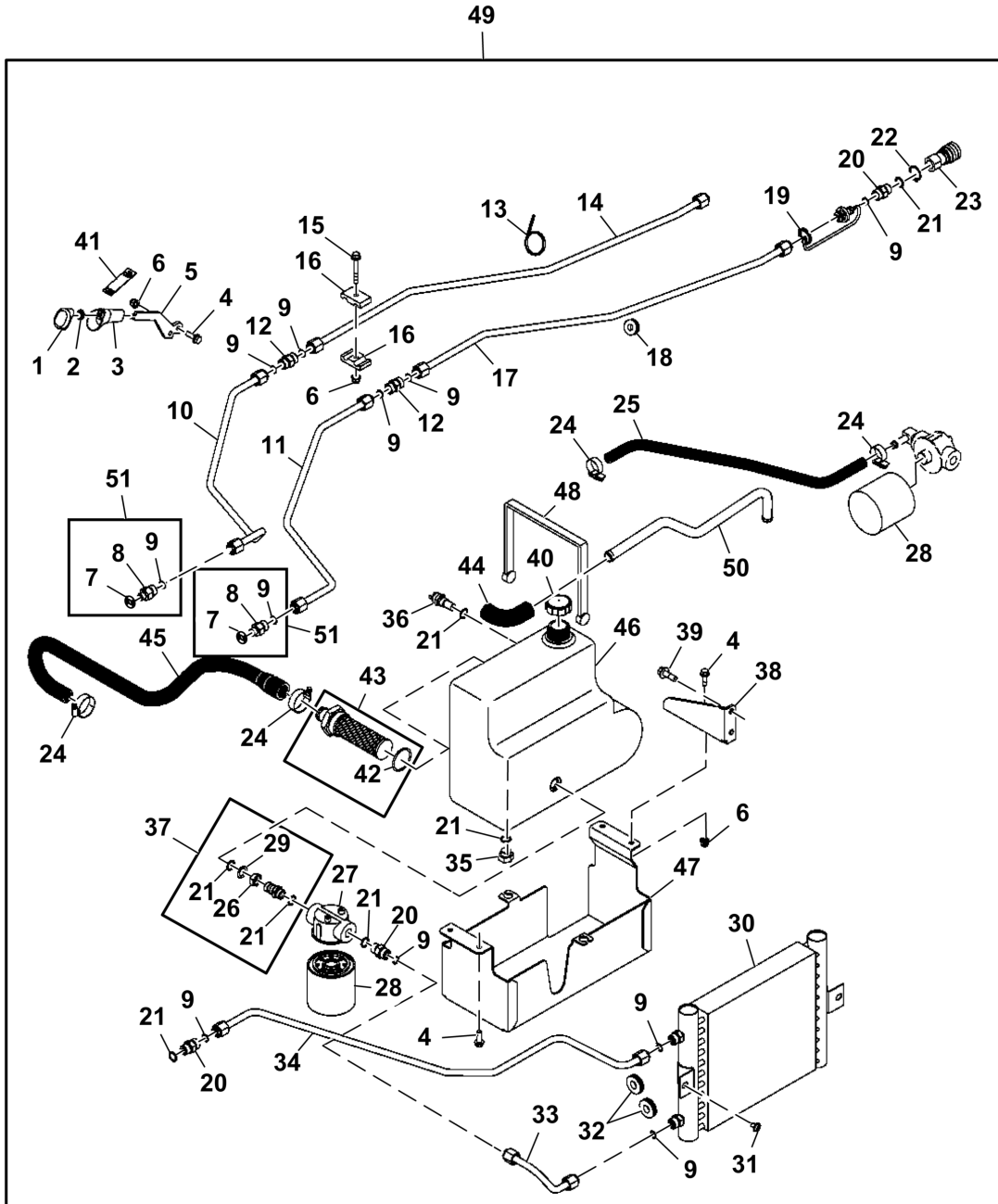
---

| <i>Key</i> | <i>Part No.</i> | <i>Part Name</i> | <i>Qty.</i> | <i>Serial No.</i> | <i>Remarks</i> |
|------------|-----------------|------------------|-------------|-------------------|----------------|
| 1          | TCA15548        | Leaf Spring      | 2           |                   |                |
| 2          | TCU19565        | U-Bolt           | 4           |                   |                |
| 3          | 14M7401         | Lock Nut         | 8           |                   | M12            |
| 4          | M131435         | Isolator         | 8           |                   | Suspension     |
| 5          | TCB10910        | Kit              | 1           |                   |                |

---

Auxiliary Hydraulic Kit ( - 060000)  
 Kit hydraulique auxiliaire ( - 060000)  
 Zusatzhydrauliksatz ( - 060000)  
 Kit idraulico ausiliario ( - 060000)  
 Juego de sistema hidráulico auxiliar ( - 060000)  
 Extra hydraulsats ( - 060000)

TCB11078A A.1

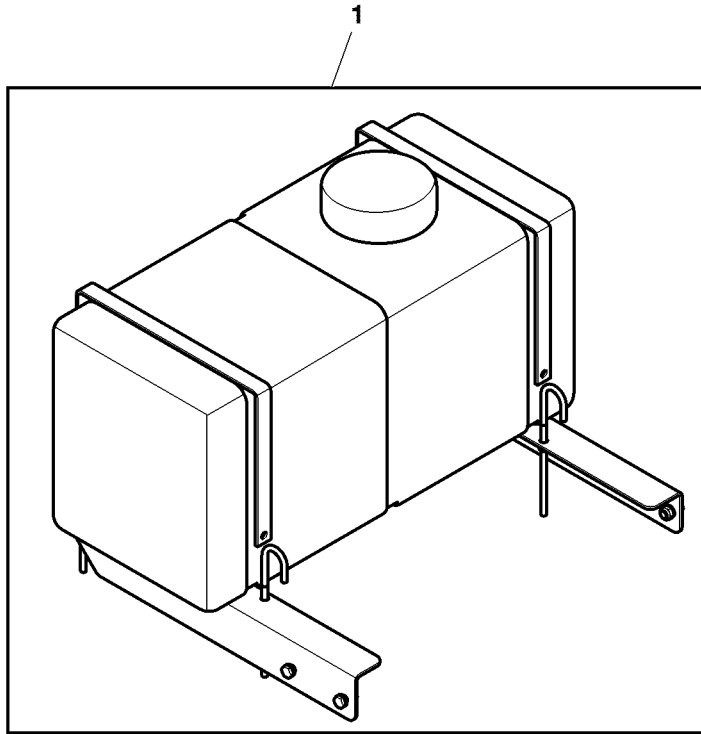


TCB11078A

| Key | Part No. | Part Name                  | Qty. | Serial No. | Remarks   |
|-----|----------|----------------------------|------|------------|---|
| 1   | L78981   | Insert                     | 1    |            |   |
| 2   | M111717  | Nut                        | 1    |            |   |
| 3   | L77747   | Knob                       | 1    |            |   |
| 4   | 19M7867  | Screw                      | 6    |            | M8 X 25   |
| 5   | M131011  | Handle                     | 1    |            |   |
| 6   | 14M7396  | Lock Nut                   | 5    |            | M8  |
| 7   | R26448   | O-Ring                     | 2    |            |   |
| 8   | 38H1173  | Adapter Fitting            | 2    |            |   |
| 9   | T77857   | O-Ring                     | 12   |            |   |
| 10  | AUC20640 | Oil Line                   | 1    |            | Hydraulic Auxiliary Return, Front, SUB FOR AM130951   |
| 11  | AUC20637 | Oil Line                   | 1    |            | Hydraulic Auxiliary Pressure, Front, SUB FOR AM130952 |
| 12  | 38H1279  | Union Fitting              | 2    |            |   |
| 13  | H77698   | Tie Band                   | 1    |            |   |
| 14  | AUC20638 | Oil Line                   | 1    |            | Hydraulic Auxiliary Return, Rear, SUB FOR AM130950    |
| 15  | 19M7801  | Screw                      | 1    |            | M8 X 60   |
| 16  | H135156  | Clamp                      | 2    |            |   |
| 17  | AUC20639 | Oil Line                   | 1    |            | Hydraulic Auxiliary Pressure, Rear, SUB FOR AM130953  |
| 18  | R62356   | Grommet                    | 1    |            |   |
| 19  | M137064  | Plug                       | 1    |            | Yellow  |
|     | M137065  | Plug                       | 1    |            | Red   |
| 20  | 38H1161  | Adapter Fitting            | 4    |            |   |
| 21  | R26375   | O-Ring                     | 8    |            |   |
| 22  | M42702   | Snap Ring                  | 2    |            |   |
| 23  | AM105466 | Hyd. Quick-Connect Coupler | 2    |            |   |
| 24  | TY22467  | Clamp                      | 4    |            |   |
| 25  | M143509  | Hydraulic Hose             | 1    |            |   |
| 26  | R27448   | Nut                        | 1    |            |   |
| 27  | M143206  | Filter Head                | 1    |            | USE WITH MIA12139 OR MIA13217                         |
| 28  | M131053  | Oil Filter                 | 2    |            |   |
| 29  | R27449   | Washer                     | 1    |            |   |
| 30  | AUC17693 | Oil Cooler                 | 1    |            | SUB FOR AM128905                                      |
| 31  | 19M8971  | Screw                      | 2    |            | M8 X 12   |
| 32  | R27533   | Grommet                    | 2    |            |   |
| 33  | TCA16829 | Oil Line                   | 1    |            | Oil Cooler To Reservoir                               |
| 34  | TCA16828 | Oil Line                   | 1    |            | Oil Cooler To Filter                                  |
| 35  | F85008   | Fitting Plug               | 1    |            |   |
| 36  | TCU21120 | Switch                     | 1    |            | Temperature   |
| 37  | AN131153 | Union Fitting              | 1    |            |   |
| 38  | M141436  | Bracket                    | 1    |            | SUB FOR VGA10613                                      |
| 39  | 19M7786  | Screw                      | 2    |            | M10 X 30  |
| 40  | VG10989  | Cap                        | 1    |            |   |
| 41  | M140183  | Label                      | 1    |            | Hydraulic PTO   |
| 42  | R29936   | O-Ring                     | 1    |            |   |
| 43  | AM130017 | Strainer                   | 1    |            |   |
| 44  | M131007  | Suction Hose               | 1    |            |   |
| 45  | TCU22176 | Hose                       | 1    |            | Hydraulic Return                                      |
| 46  | VGA10876 | Hydraulic Reservoir        | 1    |            |   |
| 47  | VG10988  | Support                    | 1    |            |   |
| 48  | M111150  | Strap                      | 1    |            | ORDER M119854   |
| 49  | TCB11078 | Kit                        | 1    |            | Order Individual Parts                                |
| 50  | TCU22721 | Tube                       | 1    |            | Hydraulic Supply, Steering                            |
| 51  | 61H1173  | Adapter Fitting            | 2    |            |   |

Attachment, Rinse Tank  
 Accessoire, bac de rinçage  
 Zubehör, Spültank  
 Attrezzo, serbatoio per risciacquo  
 Accesorio, depósito de enjuague  
 Redskap, sköljbehållare

TCB10933 A.1



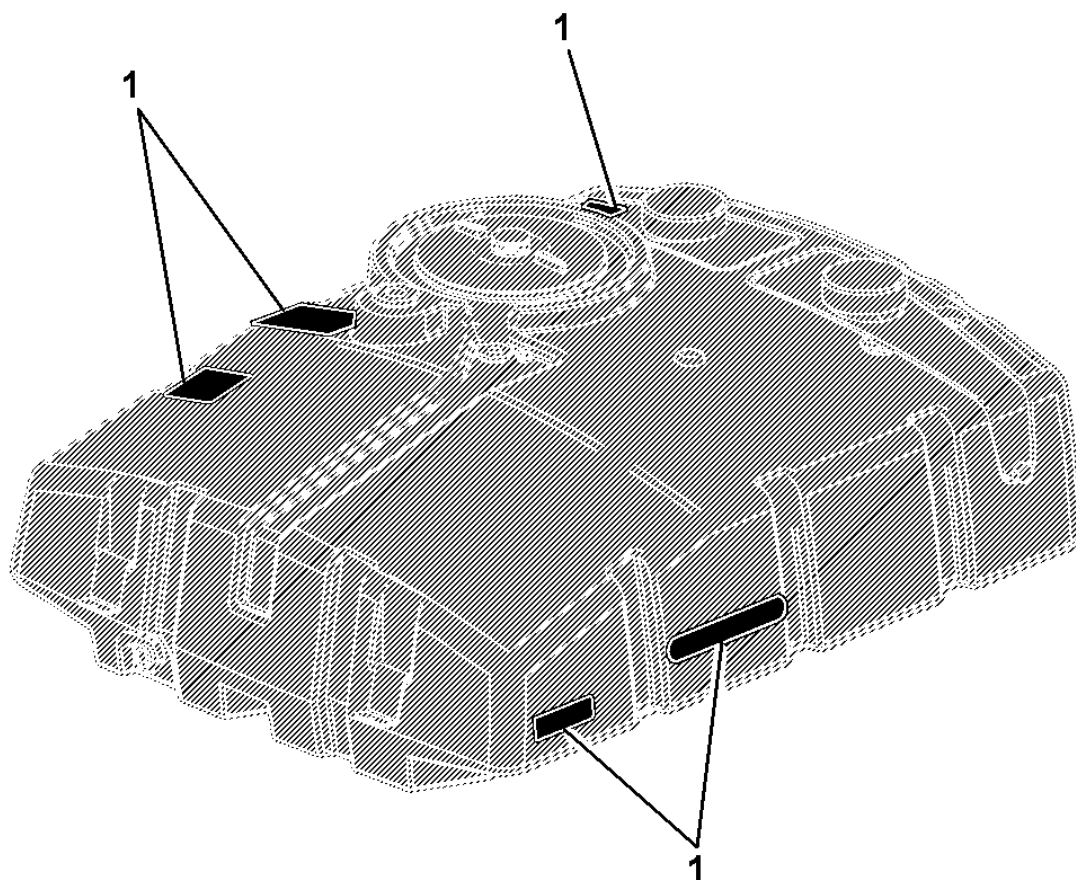
TCB10933

| Key | Part No. | Part Name | Qty. | Serial No. | Remarks |
|-----|----------|-----------|------|------------|---------|
| 1   | TCB10933 | Tank Kit  | 1    |            |         |

Sectional Pictorial Index  
Index d'illustrations par sections.  
Gruppenbildindex  
Indice illustrato delle sezioni  
Índice de ilustraciones por secciones  
Avsnittsbildregister

|    |     |
|----|-----|
| 1- | 226 |
| 1- | 228 |

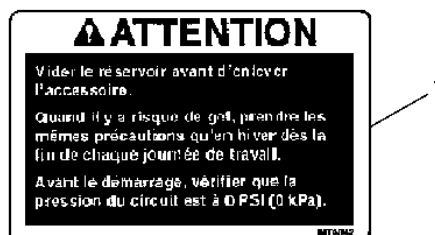
PU01573 A.1



PU01573

LABELS (FRENCH CANADIAN)  
 ETIQUETTES (FRANCAIS CANADIEN)  
 AUFKLEBER (KANADISCHES FRANZOESISCH)  
 ETICHETTE (FRANCESE CANADESE)  
 CALCOMANIAS (FRANCES CANADIENSE)  
 ETIKETTER (FRANSKA (KANADA))

PU01709 A.1



PU01709

---

| <i>Key</i> | <i>Part No.</i> | <i>Part Name</i> | <i>Qty.</i> | <i>Serial No.</i> | <i>Remarks</i>        |
|------------|-----------------|------------------|-------------|-------------------|-----------------------|
| 1          | MT4042          | Label            | 1           |                   | Caution, Empty Tank   |
| 2          | MT4296          | Label            | 1           |                   | Warning, Water Safety |
| 3          | MT3084          | Label            | 1           |                   | Warning, Belt         |
| 4          | MT4040          | Label            | 1           |                   | Warning, Read Manual  |
| 5          | MT4164          | Safety Sign      | 2           |                   | Warning, Pinch Point  |

---

Labels  
Étiquettes  
Aufkleber  
Targhette  
Etiquetas  
Etiketter

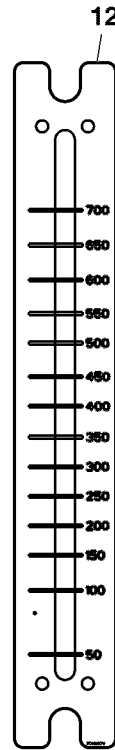

PU05066 A.1



**WARNING** **ADVERTENCIA**

To avoid injury from chemical hazards, wear protective clothing. Read and follow chemical manufacturer's labels and instructions.

Para evitar las lesiones causadas por los productos químicos, usar ropa protectora. Leer y seguir las indicaciones dadas por el fabricante en las instrucciones y etiquetas.



**CAUTION**

Empty tank before removing attachment.

Winterize system when finished each day when operating in near freezing conditions.

Check system is at 0 PSI (0 kPa) before starting.

**ATENCION**

Vaciar el tanque antes de quitar el accesorio.

Proteger el sistema contra el invierno cuando se termina cada jornada si se trabaja a temperaturas cercanas a la de congelación.

Revisar que el sistema tiene una presión de 0 psi (0 kPa) antes de arrancar.

**WARNING**

- To avoid injury, read operator's manual
- Ballast power and read operator's manual
- Know location and function of all controls
- Keep all shields in place
- Stay clear of power driven parts
- Wear safety glasses
- Keep children and pets a safe distance away from machine
- Remove attachment from power unit on a level, flat hard surface
- Before leaving machine:
  - Stop engine
  - Set park brake
  - Lower or hook up machine
  - Remove key

**ADVERTENCIA**

- Para evitar las lesiones, leer el manual del operador
- Instalar los accesorios según lo indicado en el manual del operador
- Familiarizarse con la ubicación y el funcionamiento de todos los controles
- Mantener todos los escudos en su lugar
- Mantenerse alejados de las piezas móviles
- No llevar pasajeros
- Mantener a los niños y animales a una distancia segura de la máquina
- Quitar el accesorio de la unidad motriz sobre una superficie nivelada, plana y dura
- Antes de abandonar la máquina:
  - Apagar el motor
  - Aplicar el freno de estacionamiento
  - Bajar la máquina o sujetarla sobre bloque
  - Sacar la llave

**DANGER**

To avoid injury, do not drink water from this container. It may be contaminated. Use for rinse/wash purposes only.

**PELIGRO**

Para evitar las lesiones, no beber agua de este envase. Puede estar contaminada. Usar únicamente para fines de lavado/enjuague.



**WARNING**

To avoid injury, keep hands and fingers away from this area.

TCU29071

11

TCU29075

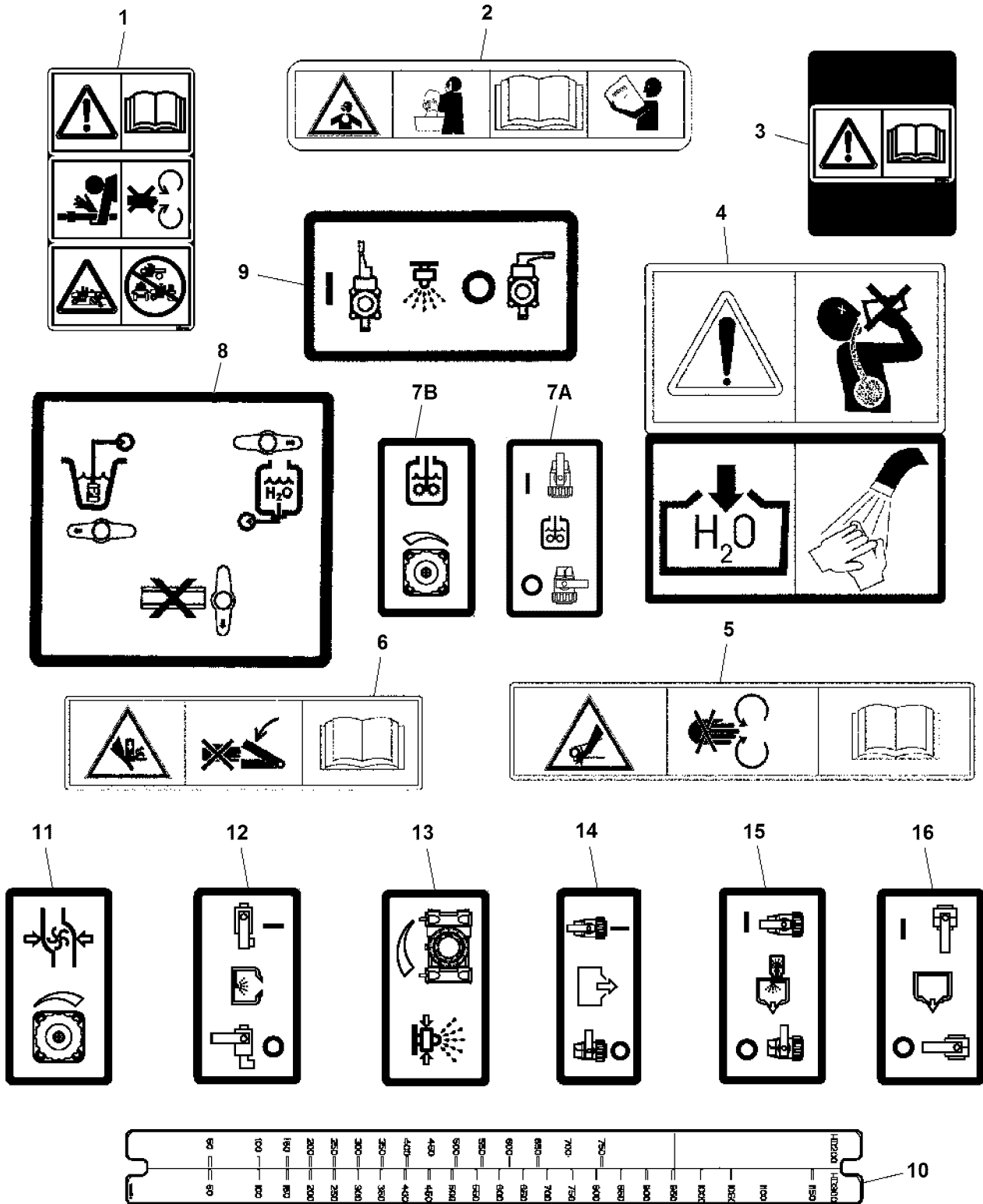
PU05066



| Key | Part No. | Part Name | Qty. | Serial No. | Remarks                      |
|-----|----------|-----------|------|------------|------------------------------|
| 1   | TCU19447 | Label     | 2    |            | TRIMSTRIP                    |
| 2   | MT6302   | Label     | 2    |            | WARNING (CHEMICAL)           |
| 3   | MT6301   | Label     | 2    |            | CAUTION (EMPTY TANK)         |
| 4   | MT6300   | Label     | 2    |            | WARNING (AVOID INJURY)       |
| 5   | MT6304   | Label     | 1    |            | DANGER (WATER SAFETY)        |
| 6   | TCU17870 | Label     | 1    |            | FILL LEVEL                   |
| 7   | TCU51755 | Label     | 2    |            | MODEL                        |
| 8   | MT6380   | Label     | 2    |            | WARNING (HAND/FINGER INJURY) |
| 9   | TCU29071 | Label     | 2    |            | BOOM SAFETY (FOR CHINA)      |
| 10  | TCU29075 | Label     | 4    |            | BOOM BREAKAWAY (FOR CHINA)   |
| 11  | TCU31628 | Label     | 1    |            | Three Way Valve              |
| 12  | TCU31874 | Label     | 2    |            | Sight Gauge                  |

Labels, Conversion Kit, For Europe  
 Étiquettes, colis d'adaptation, pour l'Europe  
 Aufkleber, Umrüstsatz, für Europa  
 Etichette, kit di conversione, per l'Europa  
 Etiquetas, conjunto de modificación, para Europa  
 Etiketter, ombyggnadssats, för Europa

TC229336 A.1



TC229336

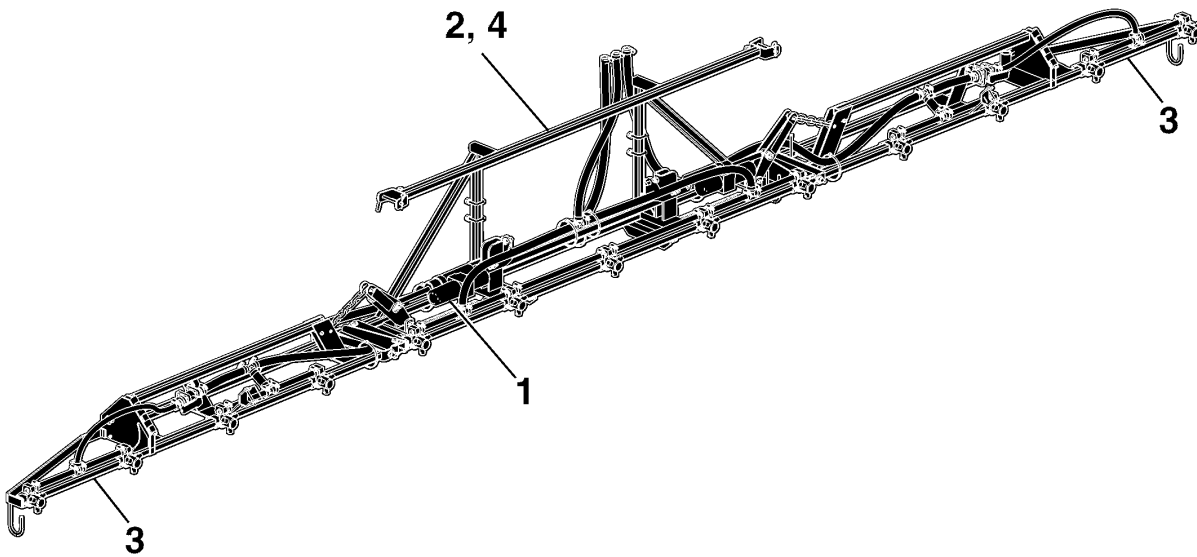
| Key | Part No. | Part Name | Qty. | Serial No. | Remarks                                    |
|-----|----------|-----------|------|------------|--|
| 1   | TCU28908 | Label     | 1    |            | Caution                                    |
| 2   | MT4072   | Label     | 1    |            | Warning, Not for Canada and USA            |
| 3   | MT4074   | Label     | 1    |            | NLA; Caution, Not for Canada and USA       |
| 4   | MT4295   | Label     | 2    |            | Warning, Water Safety                      |
| 5   | TCU14019 | Label     | 1    |            | Warning, Not for Canada and USA            |
| 6   | TCU14021 | Label     | 6    |            | Warning, Not for Canada and USA            |
| 7A  | TCU19820 | Label     | 1    |            | Agitator Valve                             |
| 7B  | TCU27437 | Label     | 1    |            | Agitator Valve                             |
| 8   | TCU19821 | Label     | 1    |            | NLA; ORDER TCU31628; , Pump, 3 – Way Valve |
|     | TCU31628 | Label     | 1    |            |  |
| 9   | TCU19822 | Label     | 1    |            | Spray Gun                                  |
| 10  | TCU26946 | Label     | 1    |            | NLA; Tank Volume                           |
| 11  | TCU27438 | Label     | 1    |            | Pressure Regulator                         |
| 12  | TCU27479 | Label     | 1    |            | Eductor Rinse                              |
| 13  | TCU27457 | Label     | 1    |            | Throttling Valve                           |
| 14  | TCU27456 | Label     | 1    |            | Drain Valve                                |
| 15  | TCU27477 | Label     | 1    |            | Eductor Flow                               |
| 16  | TCU27478 | Label     | 1    |            | Eductor Mix                                |
| 17  | MT6073   | Label     | 1    |            | Do Not Enter Tank                          |



Sectional Pictorial Index  
Index d'illustrations par sections.  
Gruppenbildindex  
Indice illustrato delle sezioni  
Índice de ilustraciones por secciones  
Avsnittsbildregister

|    |     |
|----|-----|
| 1- | 234 |
| 2- | 238 |
| 3- | 240 |
| 4- | 236 |

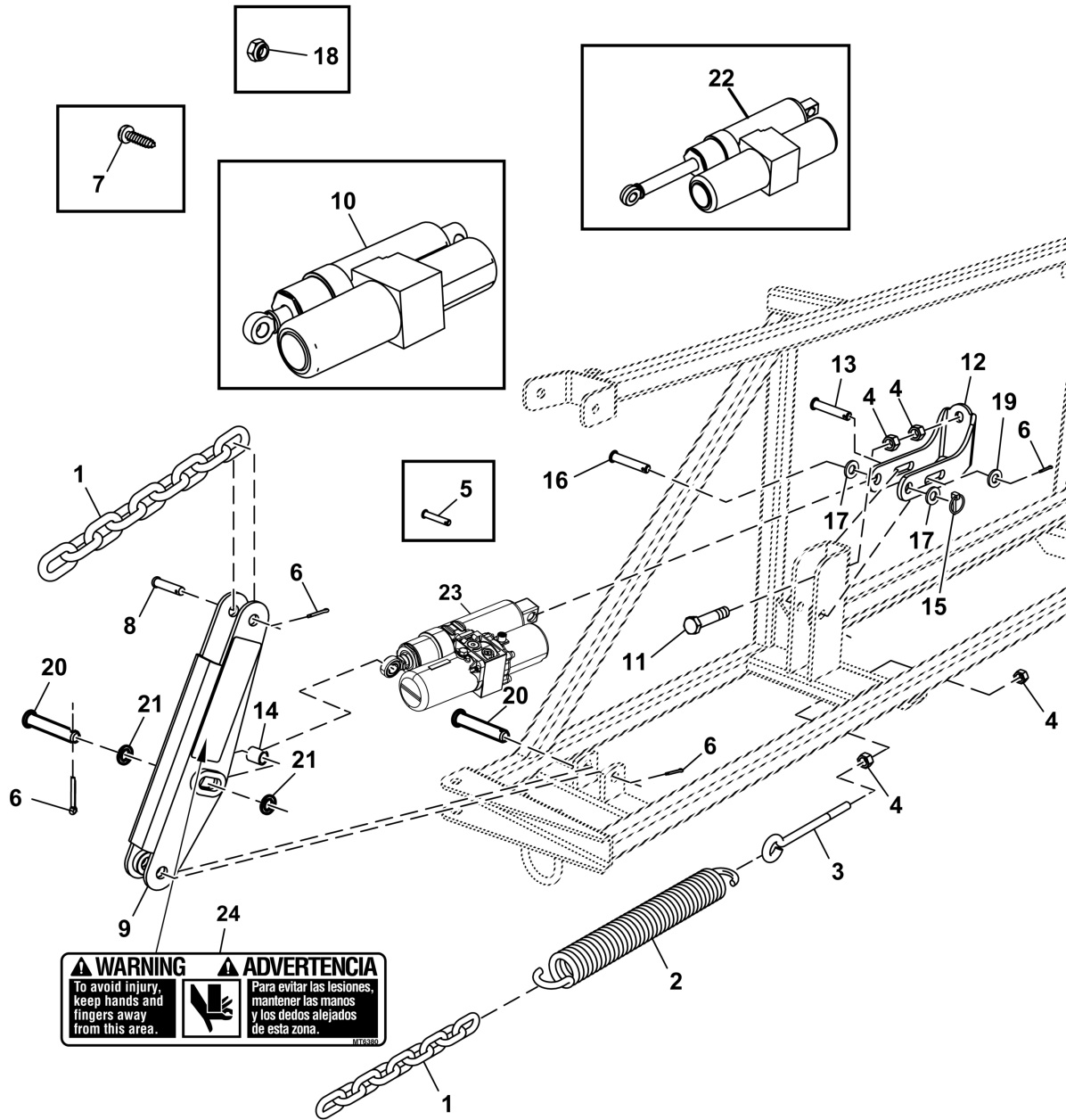
PU08075 A.1



PU08075

Actuators, 180 / 252 inch  
 Actionneurs, 180/252 in  
 Stellglieder, 180/252 Zoll  
 Attuatori, 457/640 cm  
 Accionadores, 180 / 252 in  
 Ställdon, 180/252 tum

PU47964 A.1



|   |  |
|---|--|
| <p><b>⚠ WARNING</b></p> <p>To avoid injury, keep hands and fingers away from this area.</p> | <p><b>⚠ ADVERTENCIA</b></p> <p>Para evitar las lesiones, mantener las manos y los dedos alejados de esta zona.</p> |
|---|--|

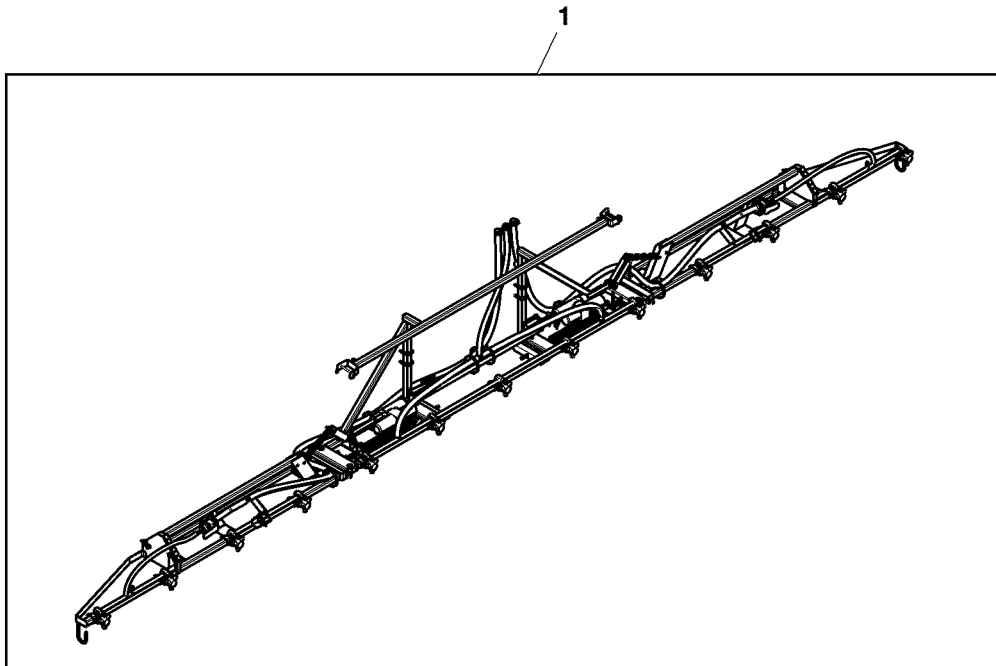
PU47964

| Key | Part No. | Part Name      | Qty. | Serial No.<br>or Year | Remarks                   |
|-----|----------|----------------|------|-----------------------|---------------------------|
| 1   | MT4202   | Link Chain     | 4    |                       |                           |
| 2   | MT4205   | Spring         | 2    |                       |                           |
| 3   | MT4232   | Eyebolt        | 2    |                       |                           |
| 4   | 14H1040  | Nut            | 8    |                       | 1/2"                      |
| 5   | H98494   | Pin Fastener   | 2    |                       | ORDER M90097              |
| 6   | 11M7059  | Cotter Pin     | 10   |                       | 3.200 X 20 mm             |
| 7   | 19M7817  | Screw          | 2    |                       | M12 X 70, ORDER M90097    |
| 8   | T19818   | Pin            | 2    |                       |                           |
| 9   | VGA10927 | Yoke           | 2    |                       | INCLUDES (2) MT6380       |
| 10  | TCA19442 | Actuator       | 2    |                       | ORDER AUC10487            |
| 11  | 19H2060  | Cap Screw      | 2    |                       | 1/2" X 3"                 |
| 12  | TCU26268 | Bracket        | 2    |                       | Cylinder                  |
| 13  | M121890  | Pin            | 2    |                       | Cylinder Bracket Support  |
| 14  | TCU27033 | Bushing        | 2    |                       |                           |
| 15  | AA21292  | Quick Lock Pin | 2    |                       |                           |
| 16  | M128689  | Pin Fastener   | 2    |                       | Cylinder to Bracket       |
| 17  | 24H1367  | Washer         | 4    |                       | 21/32" X 1-1/4" X 1/4"    |
| 18  | 14M7401  | Lock Nut       | 2    |                       | M12, ORDER 11M7059        |
| 19  | 24H1111  | Washer         | 2    |                       | 17/32" X 1-1/16" X 0.090" |
| 20  | M90097   | Pin Fastener   | 4    |                       |                           |
| 21  | 24M7434  | Washer         | 4    |                       | 13 X 20 X 2 mm            |
| 22  | AUC10487 | Actuator       | 2    |                       | ORDER AUC17282            |
| 23  | AUC17282 | Actuator       | 2    |                       |                           |
| 24  | MT6380   | Label          | 2    |                       | Warning                   |

**Boom Sprayer, Attachment, 180 / 252 inch**  
**Pulvérisateur à rampe, équipement, 180/252 in**  
**Spritzgestänge-Feldspritze, Nachrüstsatz, 180/252 Zoll**  
**Irroratrice braccio, kit post-vendita, 457/640 cm**  
**Barra de pulverización, accesorio, 180 / 252 in**  
**Bomsprutare, redskap, 180/252 tum**



BTC10014 A.1



**BTC10014**

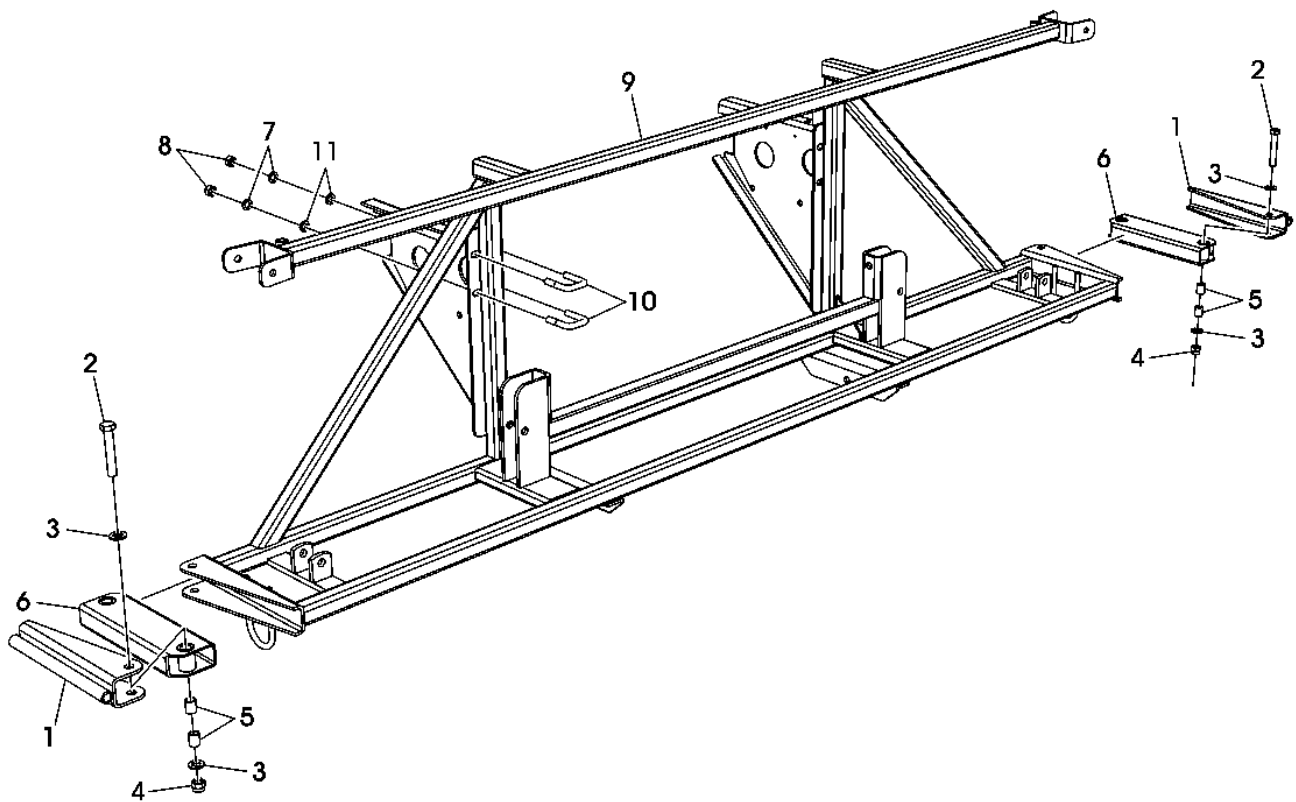
| Key | Part No. | Part Name    | Qty. | Serial No. | Remarks                      |
|-----|----------|--------------|------|------------|------------------------------|
| 1   | BTC10014 | Sprayer Boom | 1    |            | Components on Separate Pages |





Boom Center Section, 180 / 252 inch  
 Section centrale de flèche, 180 / 252 in.  
 Spritzgestänge-Mittelabschnitt, 180 / 252 inch  
 Sezione centrale del braccio, 180 / 252 inch  
 Sección central de barra de pulverización, 180 / 252 in  
 Bom, mittel, 180/252 tum

PU01385 A.1

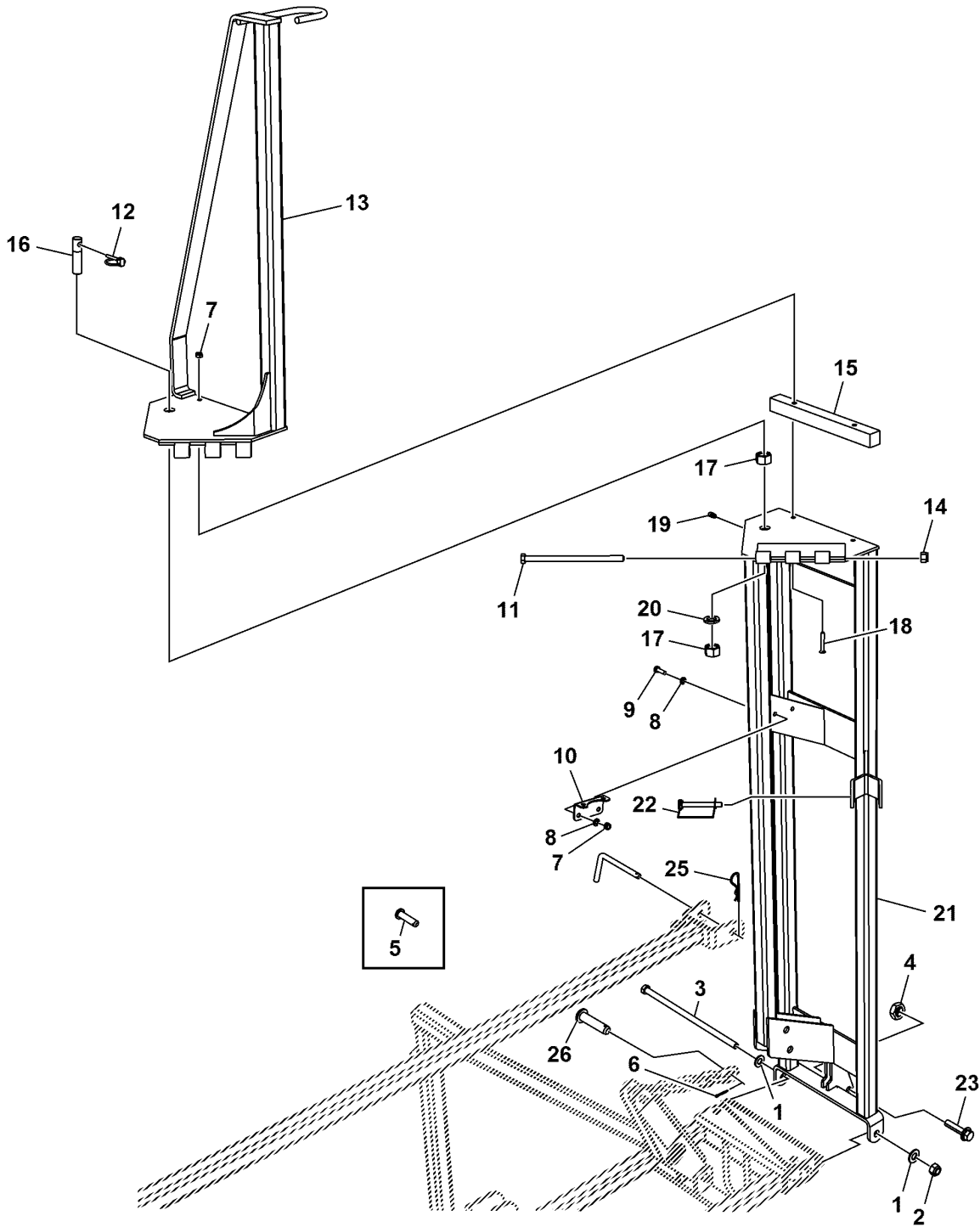


PU01385

| Key | Part No. | Part Name    | Qty. | Serial No.<br>or Year | Remarks                  |
|-----|----------|--------------|------|-----------------------|--------------------------|
| 1   | TCA18967 | Hinge        | 2    |                       | Breakway                 |
| 2   | 19M7214  | Cap Screw    | 4    |                       | M12 X 70                 |
| 3   | 24M7047  | Washer       | 8    |                       | 13 X 24 X 2.500 mm       |
| 4   | 14M7313  | Lock Nut     | 4    |                       | M12                      |
| 5   | MT4234   | Sleeve       | 8    |                       |                          |
| 6   | TCA18968 | Hinge        | 2    |                       | Pivot                    |
| 7   | 12M7066  | Lock Washer  | 8    |                       | 10 mm                    |
| 8   | 14M7274  | Nut          | 8    |                       | M10                      |
| 9   | TCA20679 | Sprayer Boom | 1    |                       | SUB FOR TCA18985; Center |
| 10  | MT4408   | U-Bolt       | 4    |                       |                          |
| 11  | 24M7096  | Washer       | 8    |                       | 10.500 X 18 X 1.600 mm   |

Boom Wings, 180 / 252 inch  
 Extensions latérales de flèche, 180 / 252 in.  
 Äußere Spritzgestängeeinheiten, 180 / 252 inch  
 Alette del braccio, 180 / 252 inch  
 Secciones laterales de barra de pulverización, 180 / 252 in  
 Bomvingar, 180/252 tum

PU20826 A.1



PU20826

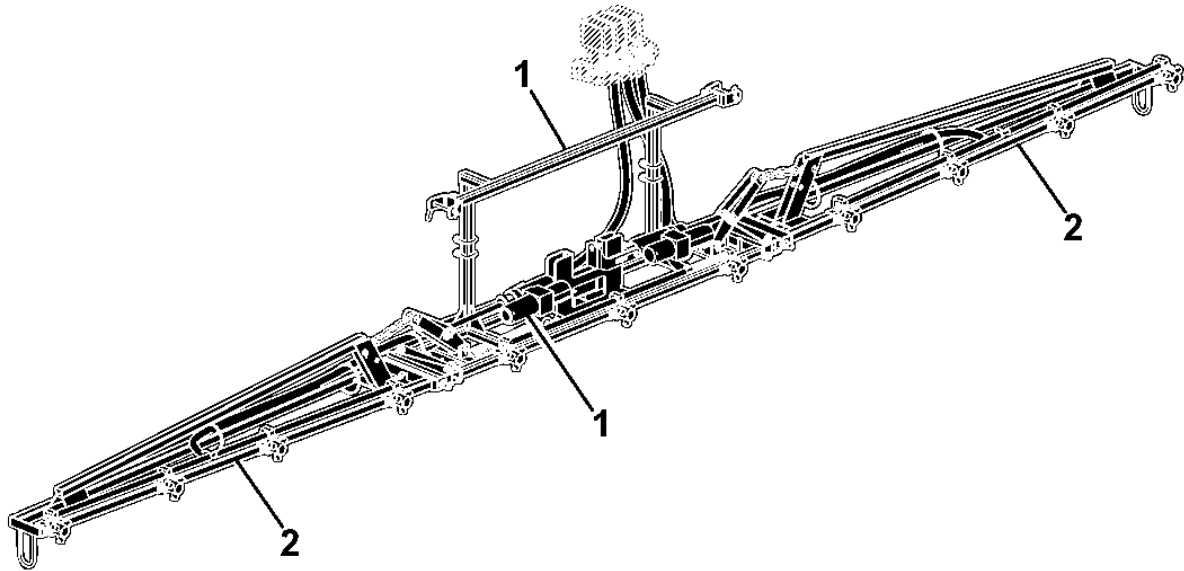
| Key | Part No. | Part Name      | Qty. | Serial No.<br>or Year | Remarks                         |
|-----|----------|----------------|------|-----------------------|---------------------------------|
| 1   | 24H1111  | Washer         | 4    |                       | 17/32" X 1-1/16" X 0.090"       |
| 2   | BP12214  | Lock Nut       | 2    |                       |                                 |
| 3   | MT4235   | Bolt           | 2    |                       |                                 |
| 4   | 14M7401  | Lock Nut       | 2    |                       | M12                             |
| 5   | MT4233   | Pin Fastener   | 2    |                       | ORDER 45M7042                   |
| 6   | 11M7059  | Cotter Pin     | 2    |                       | 3.200 X 20 mm                   |
| 7   | 14M7165  | Lock Nut       | 8    |                       | M6                              |
| 8   | 24M7054  | Washer         | 8    |                       | 6.400 X 12 X 1.600 mm           |
| 9   | 19M7077  | Cap Screw      | 4    |                       | M6 X 20                         |
| 10  | MT4207   | Support        | 2    |                       | VALVE MOUNTING                  |
| 11  | MT4236   | Bolt           | 2    |                       |                                 |
| 12  | AA21292  | Quick Lock Pin | 2    |                       |                                 |
| 13  | TCA20682 | Sprayer Boom   | 1    |                       | RH Outer Wing; SUB FOR TCA18906 |
|     | TCA20683 | Sprayer Boom   | 1    |                       | LH Outer Wing; SUB FOR TCA18907 |
| 14  | H99923   | Lock Nut       | 2    |                       |                                 |
| 15  | MT4206   | Strap          | 2    |                       |                                 |
| 16  | MT4240   | Pin Fastener   | 2    |                       |                                 |
| 17  | 14M7276  | Nut            | 4    |                       | M16                             |
| 18  | 21M7289  | Screw          | 4    |                       | M6 X 40                         |
| 19  | JD7849   | Fitting        | 2    |                       |                                 |
| 20  | 12M7069  | Lock Washer    | 2    |                       | 16 mm                           |
| 21  | TCA20680 | Sprayer Boom   | 1    |                       | RH Inner Wing; SUB FOR TCA18935 |
|     | TCA20681 | Sprayer Boom   | 1    |                       | LH Inner Wing; SUB FOR TCA18936 |
| 22  | MT4244   | Pin Fastener   | 2    |                       |                                 |
| 23  | 19M8306  | Screw          | 2    |                       | M12 X 50,                       |
| 24  | TCU27034 | Pin            | 2    |                       |                                 |
| 25  | M40461   | Pin            | 2    |                       |                                 |
| 26  | 45M7042  | Pin Fastener   | 2    |                       | 12 X 50 mm                      |



Sectional Pictorial Index  
Index d'illustrations par sections.  
Gruppenbildindex  
Indice illustrato delle sezioni  
Índice de ilustraciones por secciones  
Avsnittsbildregister

|    |     |
|----|-----|
| 1- | 246 |
| 1- | 244 |
| 2- | 248 |

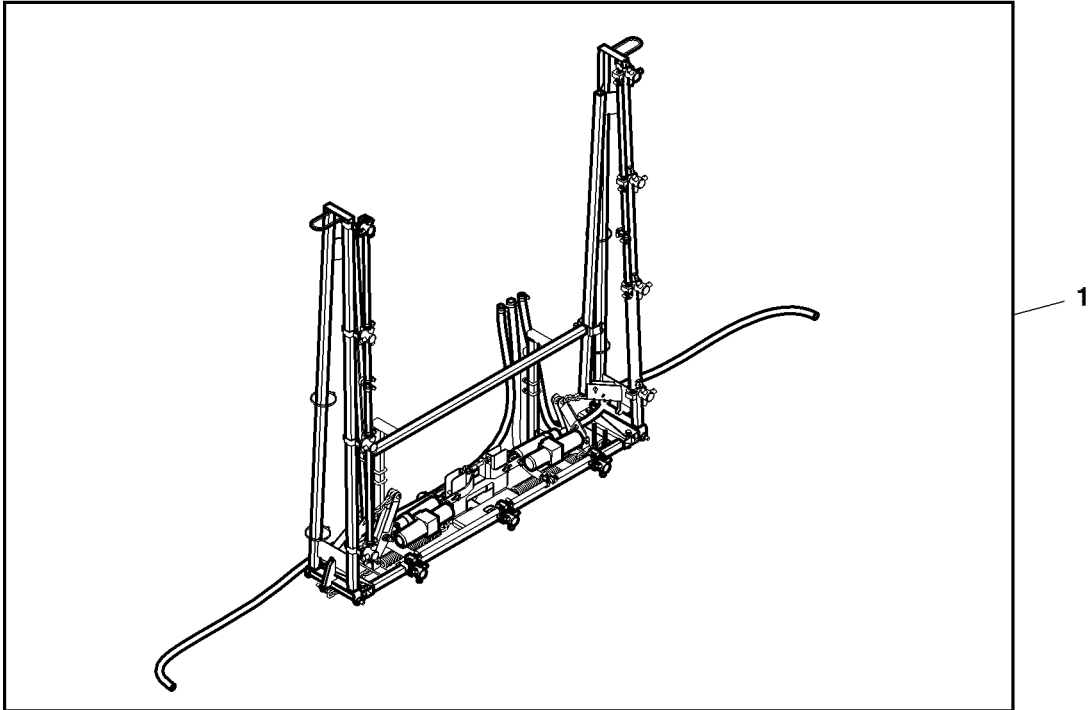
PU01551 A.1



PU01551

Attachment, Sprayer Boom, 216 inch  
 Équipement, rampe de pulvérisateur, 216 in.  
 Nachrüstsatz, Spritzgestänge, 216 inch  
 Attrezzo, braccio irroratrice, 216 inch  
 Accesorio, barra de pulverización del pulverizador, 216 in  
 Tillbehör, kran, ramp, 216 tum

BTC10323 A.1



BTC10323

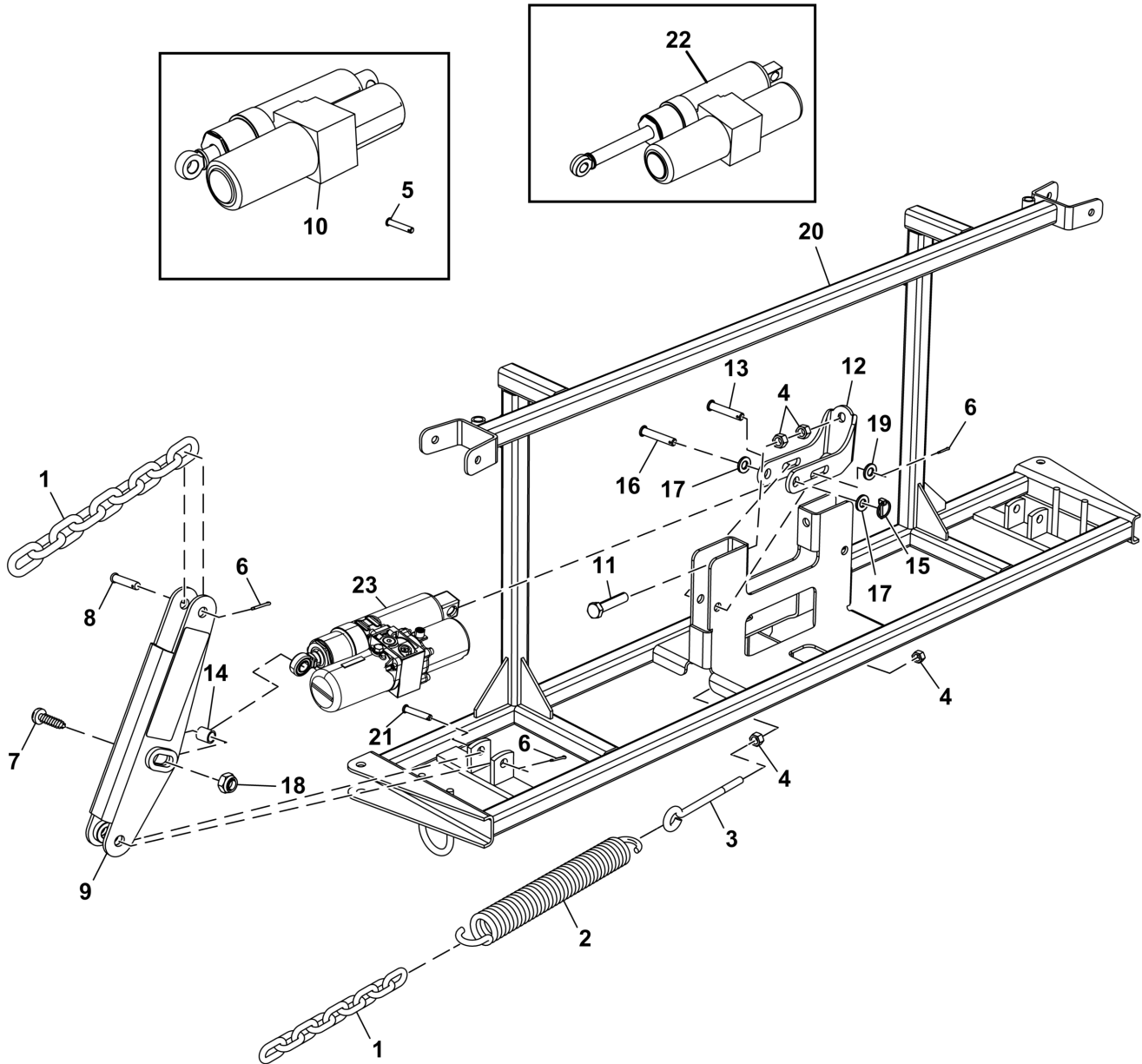
| Key | Part No. | Part Name    | Qty. | Serial No. | Remarks                      |
|-----|----------|--------------|------|------------|------------------------------|
| 1   | BTC10323 | Sprayer Boom | 1    |            | Components on Separate Pages |





Boom Assembly, 216 inch  
 Ensemble flèche, 216 in.  
 Spritzgestänge-Baugruppe, 216 inch  
 Gruppo braccio, 216 inch  
 Conjunto de barra de pulverización, 216 in  
 Rampenhet, 216 tum

PU45890 A.1

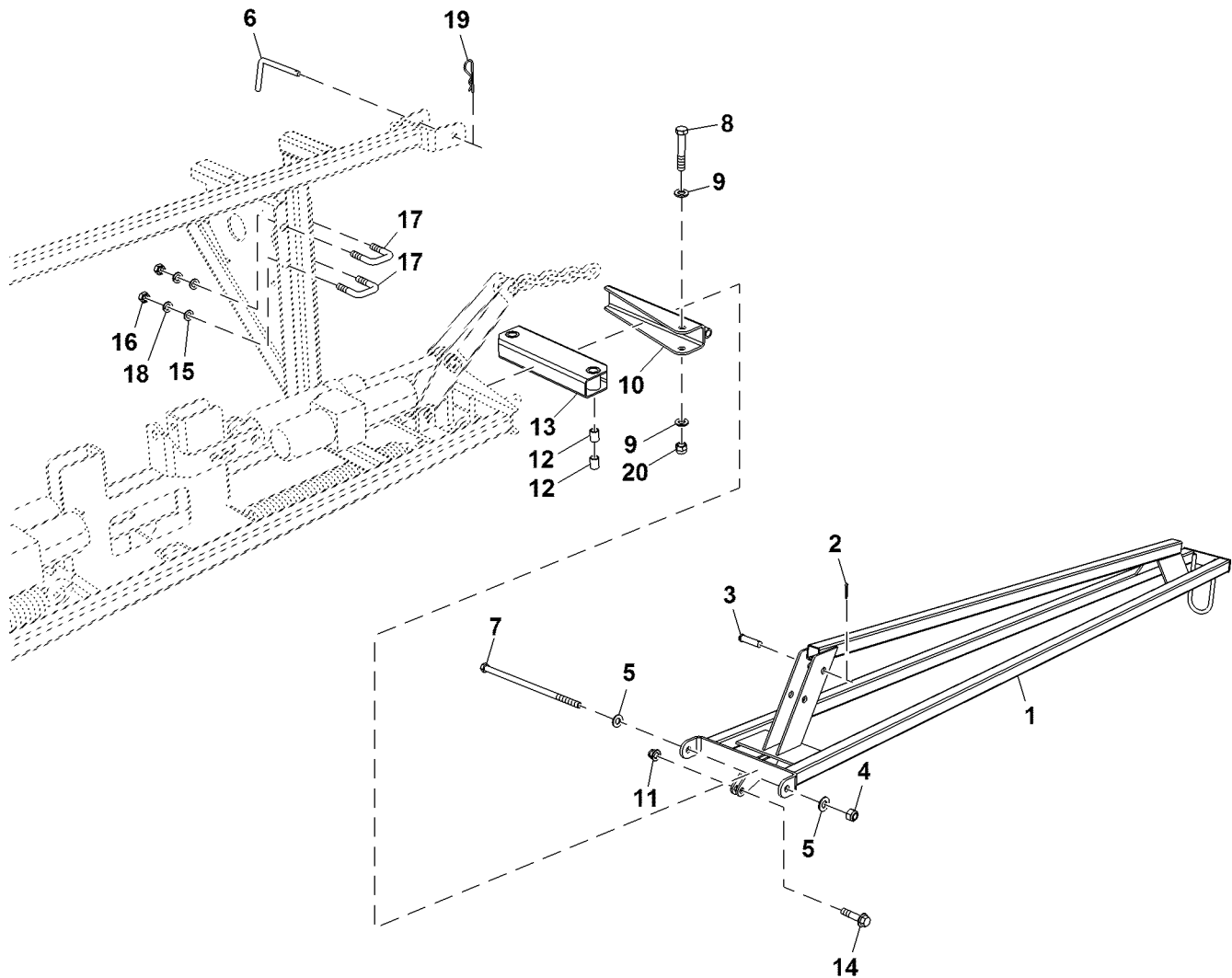


PU45890

| Key | Part No. | Part Name      | Qty. | Serial No.<br>or Year | Remarks                   |
|-----|----------|----------------|------|-----------------------|---------------------------|
| 1   | MT4202   | Link Chain     | 4    |                       |                           |
| 2   | MT4205   | Spring         | 2    |                       |                           |
| 3   | MT4232   | Eyebolt        | 2    |                       |                           |
| 4   | 14H1040  | Nut            | 8    |                       | 1/2"                      |
| 5   | H98494   | Pin Fastener   | 2    |                       | ORDER M90097              |
| 6   | 11M7059  | Cotter Pin     | 8    |                       | 3.200 X 20 mm             |
| 7   | 19M7817  | Screw          | 2    |                       | M12 X 70                  |
| 8   | T19818   | Pin            | 2    |                       |                           |
| 9   | VGA10927 | Yoke           | 2    |                       | (INCLUDES (2) MT6380)     |
| 10  | TCA19442 | Actuator       | 2    |                       | ORDER AUC10487            |
| 11  | 19H2060  | Cap Screw      | 2    |                       | 1/2" X 3"                 |
| 12  | TCU26268 | Bracket        | 2    |                       | CYLINDER MOUNTING         |
| 13  | M121890  | Pin            | 2    |                       |                           |
| 14  | TCU27033 | Bushing        | 2    |                       | CYLINDER BRACKET SUPPORT  |
| 15  | AA21292  | Quick Lock Pin | 2    |                       |                           |
| 16  | M128689  | Pin Fastener   | 2    |                       | CYLINDER TO BRACKET       |
| 17  | 24H1367  | Washer         | 4    |                       | 21/32" X 1-1/4" X 1/4"    |
| 18  | 14M7401  | Lock Nut       | 2    |                       | M12                       |
| 19  | 24H1111  | Washer         | 2    |                       | 17/32" X 1-1/16" X 0.090" |
| 20  | TCA18977 | Sprayer Boom   | 1    |                       | CENTER                    |
| 21  | M90097   | Pin Fastener   | 2    |                       |                           |
| 22  | AUC10487 | Actuator       | 2    |                       | ORDER AUC17282            |
| 23  | AUC17282 | Actuator       | 2    |                       |                           |

Boom Wings, 216 inch  
 Extensions latérales de flèche, 216 in.  
 Äußere Spritzgestängeeinheiten, 216 inch  
 Alette del braccio, 216 inch  
 Secciones laterales del aguilón, 216 in  
 Rampvingar, 216 tum

PU20842 A.1



PU20842

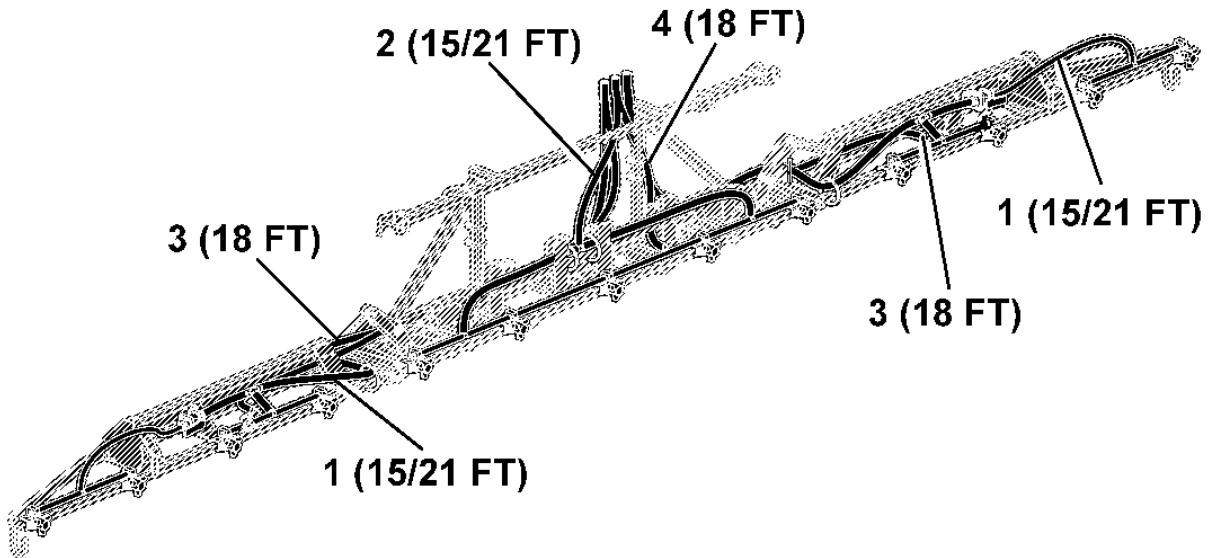
| Key | Part No. | Part Name    | Qty. | Serial No.<br>or Year | Remarks                   |
|-----|----------|--------------|------|-----------------------|---------------------------|
| 1   | TCA18969 | Wing Frame   | 2    |                       |                           |
| 2   | 11M7059  | Cotter Pin   | AR   |                       | 3.200 X 20 mm             |
| 3   | MT4233   | Pin Fastener | 2    |                       |                           |
| 4   | BP12214  | Lock Nut     | 2    |                       |                           |
| 5   | 24H1111  | Washer       | 4    |                       | 17/32" X 1-1/16" X 0.090" |
| 6   | TCU27034 | Pin          | 2    |                       |                           |
| 7   | MT4235   | Bolt         | 2    |                       |                           |
| 8   | 19M7214  | Cap Screw    | 4    |                       | M12 X 70                  |
| 9   | 24M7047  | Washer       | 8    |                       | 13 X 24 X 2.500 mm        |
| 10  | TCA18967 | Hinge        | 2    |                       |                           |
| 11  | 14M7401  | Lock Nut     | 2    |                       | M12                       |
| 12  | MT4234   | Sleeve       | 8    |                       |                           |
| 13  | TCA18968 | Hinge        | 2    |                       |                           |
| 14  | 19M8306  | Screw        | 2    |                       | M12 X 50                  |
| 15  | 12M7066  | Lock Washer  | 8    |                       | 10 mm                     |
| 16  | 14M7274  | Nut          | 8    |                       | M10                       |
| 17  | MT4408   | U-Bolt       | 4    |                       |                           |
| 18  | 24M7096  | Washer       | 8    |                       | 10.500 X 18 X 1.600 mm    |
| 19  | M40461   | Pin          | 2    |                       |                           |
| 20  | 14M7313  | Lock Nut     | 4    |                       | M12                       |



Sectional Pictorial Index  
 Index d'illustrations par sections.  
 Gruppenbildindex  
 Indice illustrato delle sezioni  
 Índice de ilustraciones por secciones  
 Avsnittsbildregister

|    |     |
|----|-----|
| 1- | 252 |
| 2- | 254 |
| 3- | 256 |
| 4- | 258 |

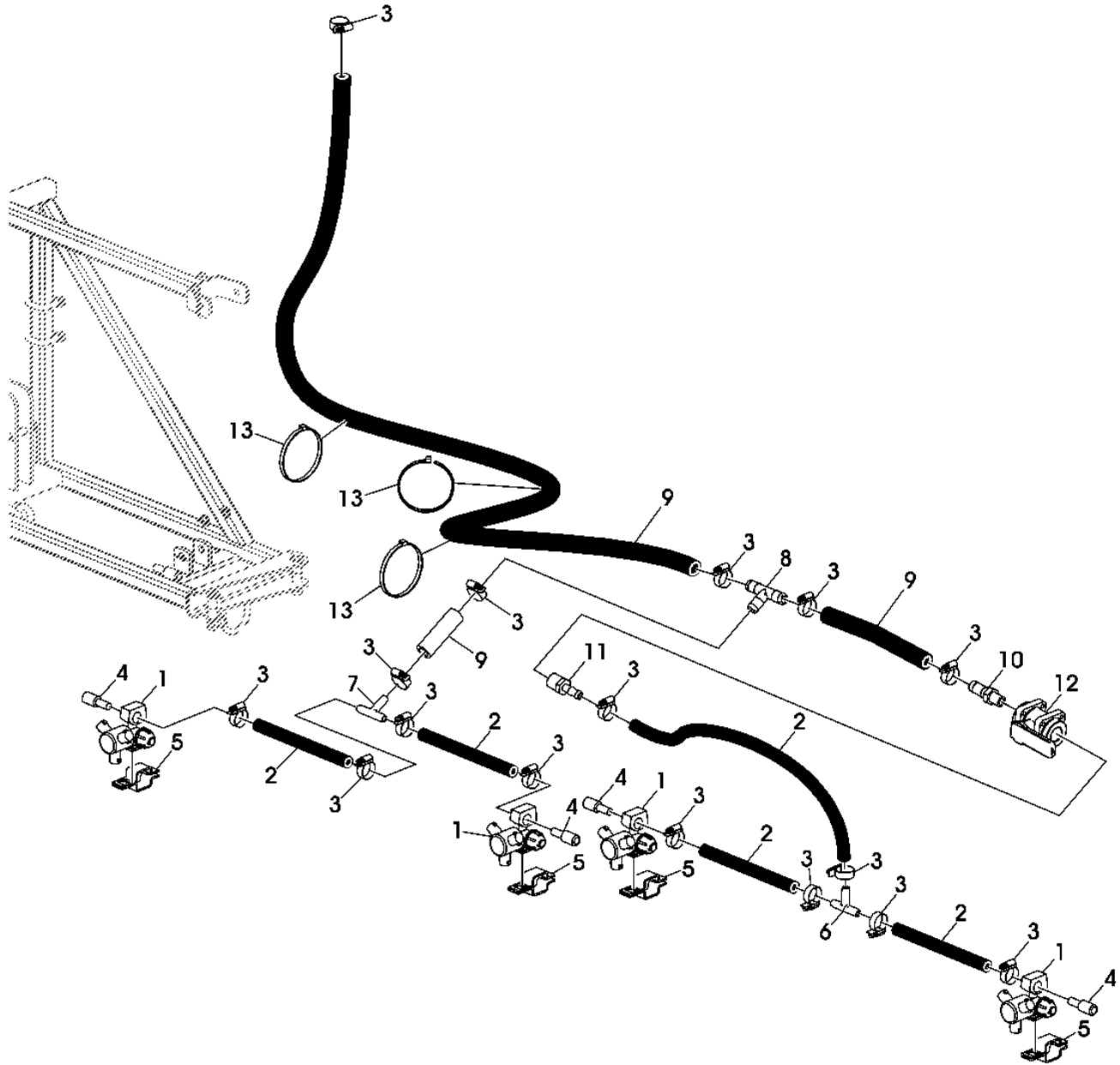
PU01571 A.1



PU01571

Wing Hoses and Fittings, 181 / 252 inch  
 Flexibles et raccords d'extension latérale, 181 / 252 in.  
 Schläuche und Verschraubungen der äußeren Einheit, 181 / 252 inch  
 Tubi flessibili e raccordi alette, 181/252 inch  
 Mangueras y racores de sección lateral, 181/252 in  
 Vingslangar och förskruvningar, 181/252 tum

PU01530 A.1



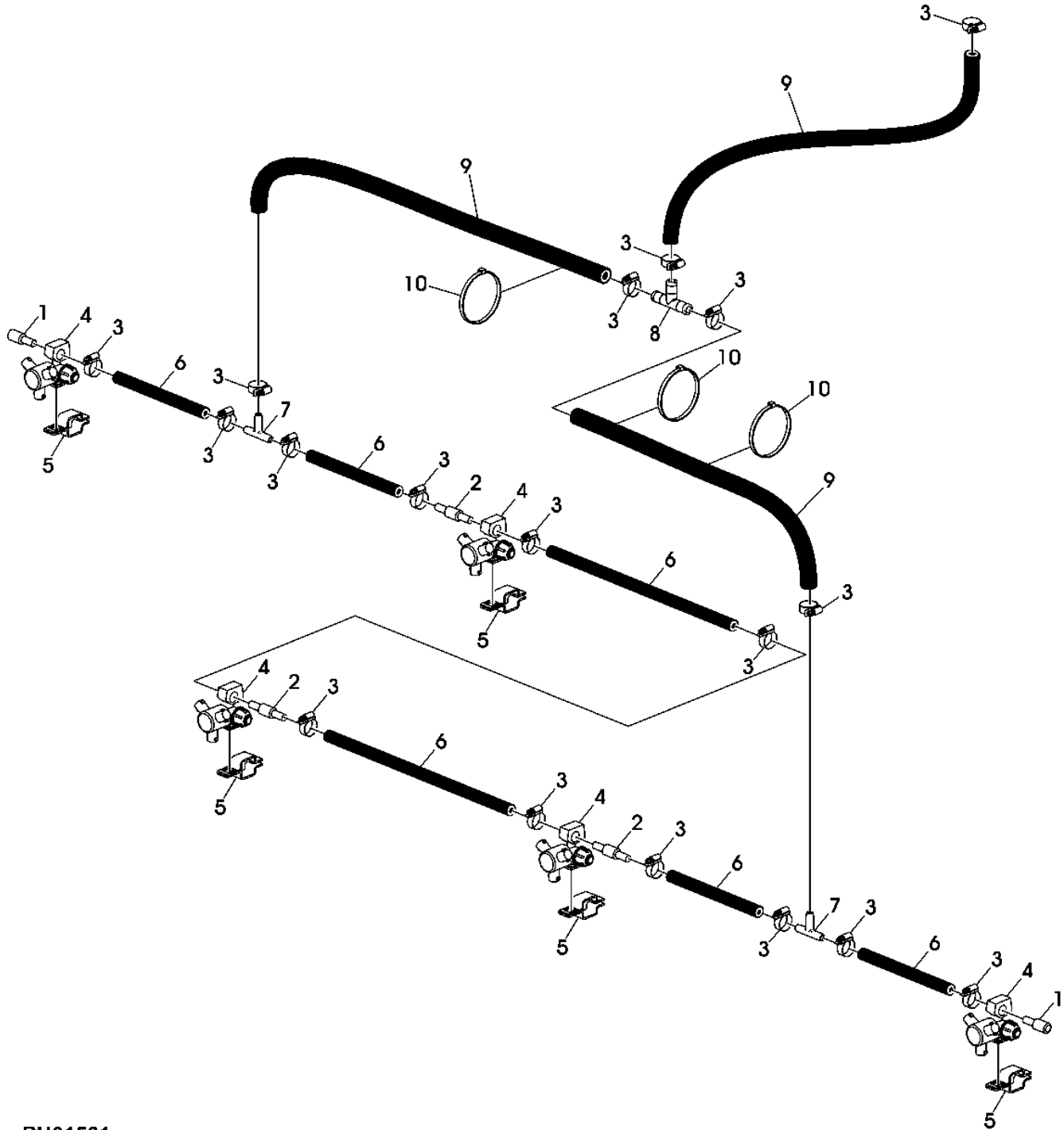
PU01530



| Key | Part No.           | Part Name           | Qty.   | Serial No.<br>or Year | Remarks   |
|-----|--------------------|---------------------|--------|-----------------------|---|
| 1   | PM42W7<br>PM4DCVAE | Swivel<br>Diaphragm | 8<br>8 |                       | INCLUDES PM4DCVAE AND PM03610<br>Not Illustrated, Check Valve |
| 2   | TY24412            | Bulk Hose           | AR     |                       |   |
| 3   | TY22466            | Clamp               | 25     |                       |   |
| 4   | PM6413             | Fitting             | 8      |                       |   |
| 5   | PM1125SS           | Clamp               | 8      |                       | SUB FOR PM015   |
| 6   | MT4108             | Tee Fitting         | 2      |                       |   |
| 7   | PMHBT050-075       | Hose Fitting        | 4      |                       |   |
| 8   | PMHBT075           | Hose Fitting        | 3      |                       |   |
| 9   | TY24414            | Bulk Hose           | AR     |                       |   |
| 10  | PMHB075            | Fitting             | 2      |                       |   |
| 11  | PMHB075-050        | Fitting             | 2      |                       |   |
| 12  | AN153614           | Hand Operated Valve | 2      |                       |   |
| 13  | A49232             | Tie Band            | 5      |                       |   |
| 14  | PM03610            | Diaphragm           | 8      |                       | Not Illustrated   |

Center Section Hoses and Fittings, 181 / 252 inch  
 Flexibles et raccords de section centrale, 181 / 252 in.  
 Schläuche und Verschraubungen des Mittelabschnitts, 181 / 252 inch  
 Tubi flessibili e raccordi sezione centrale, 181 / 252 inch  
 Mangueras y racores de la sección central, 181/252 in  
 Slangar och förskruvningar för mittdel, 181/252 tum

PU01531 A.1

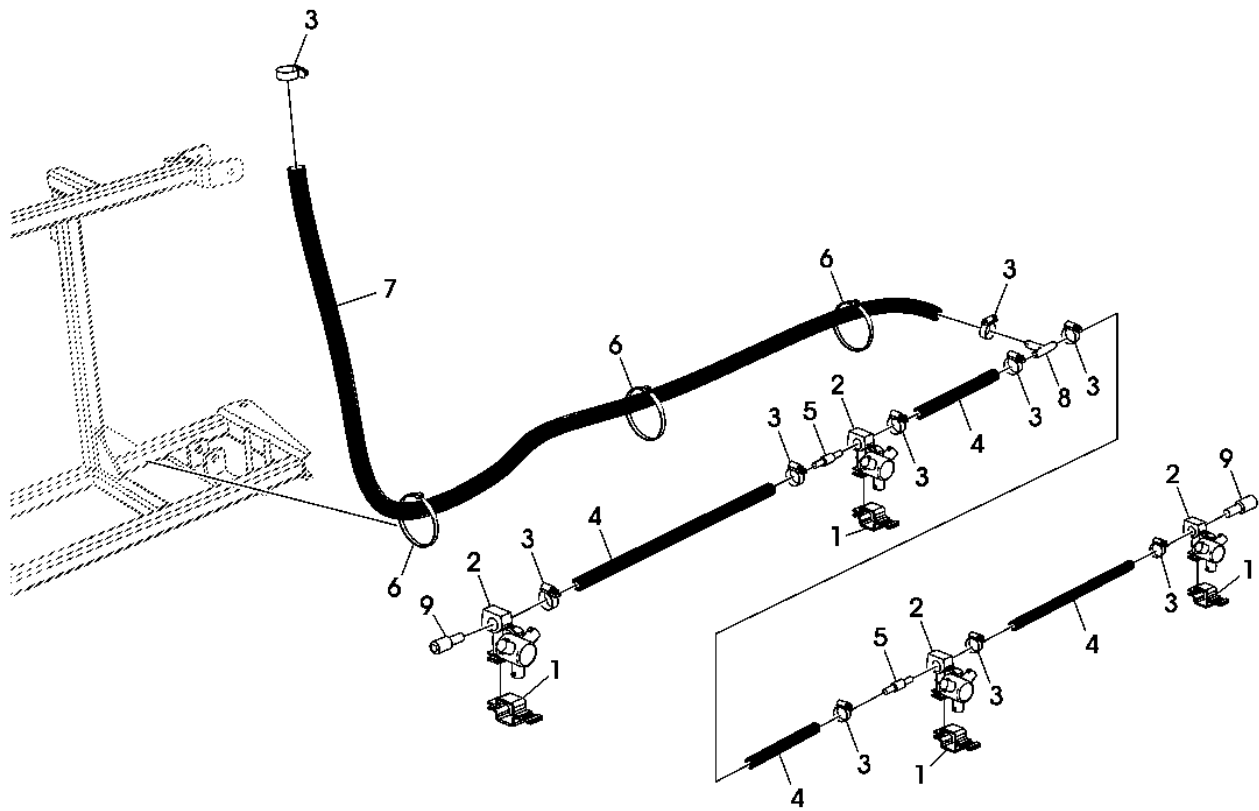


PU01531

| Key | Part No.     | Part Name    | Qty. | Serial No.<br>or Year | Remarks  |
|-----|--------------|--------------|------|-----------------------|--|
| 1   | PM6413       | Fitting      | 2    |                       |  |
| 2   | PM7413       | Fitting      | 3    |                       |  |
| 3   | TY22466      | Clamp        | 25   |                       |  |
| 4   | PM42W7       | Swivel       | 5    |                       | INCLUDES PM4DCVAE AND PM03610<br>Not Illustrated, Check Valve<br>SUB FOR PM015 |
|     | PM4DCVAE     | Diaphragm    | 5    |                       |  |
| 5   | PM1125SS     | Clamp        | 5    |                       |  |
| 6   | TY24412      | Bulk Hose    | AR   |                       |  |
| 7   | PMHBT050-075 | Hose Fitting | 2    |                       |  |
| 8   | PMHBT075     | Hose Fitting | 1    |                       |  |
| 9   | TY24414      | Bulk Hose    | AR   |                       |  |
| 10  | A49232       | Tie Band     | 4    |                       |  |
| 11  | PM03610      | Diaphragm    | 8    |                       | Not Illustrated  |

Wing Hoses and Fittings, 216 inch  
 Flexibles et raccords d'extension latérale, 216 in.  
 Schläuche und Verschraubungen der äußeren Einheit, 216 inch  
 Tubi flessibili e raccordi alette, 216 inch  
 Mangueras y racores de sección lateral, 216 in  
 Vingslangar och förskruvningar, 216 tum

PU01389 A.1



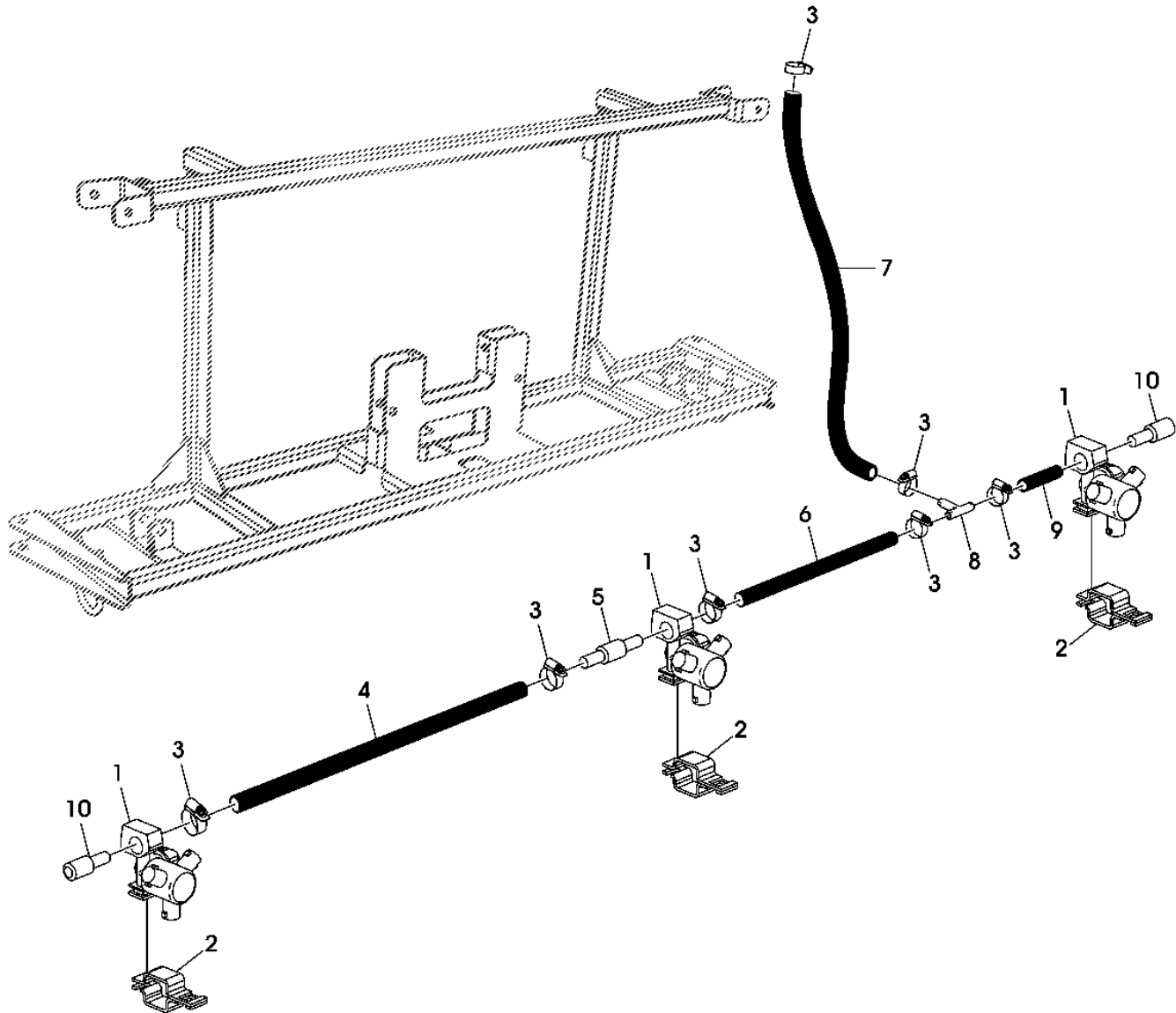
PU01389

| Key | Part No. | Part Name   | Qty. | Serial No.<br>or Year | Remarks                       |
|-----|----------|-------------|------|-----------------------|-------------------------------|
| 1   | PM015    | Clamp       | 8    |                       | NLA; ORDER PM1125SS           |
|     | PM1125SS | Clamp       | 8    |                       |                               |
| 2   | PM42W7   | Swivel      | 8    |                       | INCLUDES PM4DCVAE AND PM03610 |
|     | PM4DCVAE | Diaphragm   | 8    |                       | (A) Check Valve               |
| 3   | TY22466  | Clamp       | 20   |                       |                               |
| 4   | TY24412  | Bulk Hose   | AR   |                       |                               |
| 5   | PM7413   | Fitting     | 4    |                       |                               |
| 6   | A49232   | Tie Band    | 7    |                       |                               |
| 7   | TY24414  | Bulk Hose   | AR   |                       |                               |
| 8   | MT4108   | Tee Fitting | 2    |                       |                               |
| 9   | PM6413   | Fitting     | 4    |                       |                               |
| 10  | PM03610  | Diaphragm   | 8    |                       | (A)                           |

(A) Not Illustrated  
 Non illustré  
 Nicht abgebildet  
 Non in figura  
 No se ilustra  
 Visas ej på bilden

Center Section Hoses and Fittings, 216 inch  
 Flexibles et raccords de section centrale, 216 in.  
 Schläuche und Verschraubungen des Mittelabschnitts, 216 inch  
 Tubi flessibili e raccordi sezione centrale, 216 inch  
 Mangueras y racores de la sección central, 216 in  
 Slangar och förskruvningar för mittdel, 216 tum

PU01388 A.1



PU01388

| Key | Part No. | Part Name   | Qty. | Serial No.<br>or Year | Remarks  |
|-----|----------|-------------|------|-----------------------|--|
| 1   | PM42W7   | Swivel      | 3    |                       | INCLUDES PM4DCVAE AND PM03610<br>(A) Check Valve<br>ORDER PM1125SS |
|     | PM4DCVAE | Diaphragm   | 3    |                       |  |
| 2   | PM015    | Clamp       | 3    |                       |  |
|     | PM1125SS | Clamp       | 3    |                       |  |
| 3   | TY22466  | Clamp       | 8    |                       |  |
| 4   | TY24412  | Bulk Hose   | AR   |                       |  |
| 5   | PM7413   | Fitting     | 1    |                       |  |
| 6   | TY24412  | Bulk Hose   | AR   |                       |  |
| 7   | TY24414  | Bulk Hose   | AR   |                       |  |
| 8   | MT4108   | Tee Fitting | 1    |                       |  |
| 9   | TY24412  | Bulk Hose   | AR   |                       |  |
| 10  | PM6413   | Fitting     | 2    |                       |  |
| 11  | PM03610  | Diaphragm   | 3    |                       | (A)  |

(A) Not Illustrated  
 Non illustré  
 Nicht abgebildet  
 Non in figura  
 No se ilustra  
 Visas ej på bilden





## Numerical Index

| Part No. | Key | Page | Part No. | Key | Page | Part No.    | Key | Page |
|----------|-----|------|----------|-----|------|-------------|-----|------|
| 310MM    | 44  | 57   | AN202797 | 15  | 99   | BTC10063    | 1   | 171  |
| A43232   | 37  | 57   | AN204605 | 18  | 185  | BTC10063    | 12  | 171  |
| A43232   | 12  | 61   | AN204609 | 20  | 185  | BTC10063    | 14  | 171  |
| A49232   | 13  | 253  | AN204610 | 6   | 183  | BTC10063    | 18  | 171  |
| A49232   | 10  | 255  | AN204614 | 7   | 183  | BTC10063    | 6   | 171  |
| A49232   | 6   | 257  | AN204669 | 24  | 185  | BTC10064    | 1   | 144  |
| A53938   | 26  | 153  | AN206043 | 4   | 157  | BTC10064    | 58  | 147  |
| A53938   | 11  | 167  | AN206043 | 4   | 159  | BTC10064    | 1   | 151  |
| AA21292  | 15  | 235  | AN206043 | 6   | 165  | BTC10064    | 1   | 153  |
| AA21292  | 12  | 241  | AN206043 | 7   | 165  | BTC10064    | 1   | 155  |
| AA21292  | 15  | 247  | AN206043 | 8   | 165  | BTC10073    | 1   | 162  |
| AA21292  | 11  | 47   | AN206071 | 21  | 183  | BTC10074    | 1   | 161  |
| AE55487  | 58  | 153  | AT183015 | 4   | 149  | BTC10091    | 1   | 209  |
| AE56666  | 55  | 153  | AT183015 | 12  | 153  | BTC10095    | 4   | 210  |
| AE56666  | 58  | 153  | AUC10487 | 10  | 235  | BTC10096    | 4   | 211  |
| AH225363 | 12  | 97   | AUC10487 | 22  | 235  | BTC10097    | 4   | 212  |
| AH77924  | 17  | 45   | AUC10487 | 10  | 247  | BTC10261    | 18  | 215  |
| AH89557  | 21  | 87   | AUC10487 | 22  | 247  | BTC10268    | 1A  | 121  |
| AL155227 | 1   | 173  | AUC10712 | 9A  | 121  | BTC10323    | 1   | 244  |
| AM101589 | 1   | 201  | AUC10712 | 9B  | 121  | BTC10397    | 1   | 218  |
| AM105466 | 23  | 223  | AUC10712 | 1A  | 122  | BTC11027    | 1   | 181  |
| AM105467 | 25  | 153  | AUC10712 | 1B  | 122  | BUC10068    | 1A  | 121  |
| AM105467 | 4   | 167  | AUC10713 | 12  | 109  | BUC10068    | 1B  | 121  |
| AM105467 | 3   | 64   | AUC10713 | 9A  | 111  | BUC10069    | 1   | 109  |
| AM117259 | 13  | 199  | AUC10713 | 9B  | 111  | BUC10131    | 1   | 109  |
| AM117259 | 8   | 201  | AUC10832 | 1   | 141  | BUC10131    | 12  | 109  |
| AM120784 | 14  | 199  | AUC10832 | 19  | 141  | BUC10131    | 2   | 109  |
| AM120784 | 9   | 201  | AUC12462 | 12  | 171  | BUC10131    | 1   | 111  |
| AM123716 | 22  | 87   | AUC12898 | 6   | 45   | BUC10131    | 14  | 111  |
| AM123716 | 23  | 87   | AUC12898 | 6   | 55   | BUC10131    | 9A  | 111  |
| AM123716 | 3   | 87   | AUC13471 | 11  | 105  | BUC10131    | 1B  | 121  |
| AM123716 | 5   | 97   | AUC13472 | 1   | 103  | BUC10131    | 2   | 121  |
| AM124534 | 2   | 203  | AUC13472 | 1   | 97   | BUC10314    | 1   | 171  |
| AM125580 | 1   | 83   | AUC13653 | 1   | 132  | BUC10314    | 10  | 171  |
| AM128905 | 30  | 223  | AUC13653 | 4   | 141  | BUC10314    | 12  | 171  |
| AM130000 | 3   | 203  | AUC13654 | 3   | 141  | BUC10314    | 14  | 171  |
| AM130001 | 4   | 203  | AUC14947 | 30  | 153  | BUC10314    | 17  | 171  |
| AM130017 | 43  | 223  | AUC14947 | 3   | 167  | BUC10314    | 18  | 171  |
| AM130950 | 14  | 223  | AUC14991 | 14  | 105  | BUC10314    | 6   | 171  |
| AM130951 | 10  | 223  | AUC16210 | 12  | 153  | BUC10423    | 1   | 159  |
| AM130952 | 11  | 223  | AUC16702 | 1   | 103  | BUC10479    | 1   | 157  |
| AM130953 | 17  | 223  | AUC16702 | 1   | 97   | BUC10822    | 1   | 153  |
| AM30795  | 3   | 199  | AUC17282 | 22  | 235  | BUC10882    | 1   | 151  |
| AM30795  | 1   | 206  | AUC17282 | 23  | 235  | BUC10882    | 1   | 155  |
| AM30795  | 1   | 210  | AUC17282 | 22  | 247  | BUC11027    | 1   | 167  |
| AM30795  | 1   | 211  | AUC17282 | 23  | 247  | BUC11250    | 1B  | 121  |
| AM30795  | 1   | 212  | AUC17334 | 1   | 141  | BUC11251    | 1   | 109  |
| AMT2192  | 6   | 77   | AUC17334 | 19  | 141  | BUC11251    | 1   | 111  |
| AMT2196  | 5   | 89   | AUC17394 | 1   | 103  | BUC11297    | 1   | 151  |
| AMT2233  | 8   | 195  | AUC17394 | 1   | 97   | BUC11297    | 1   | 153  |
| AMT2233  | 8   | 93   | AUC17537 | 6   | 45   | BUC11297    | 1   | 155  |
| AMT2233  | 1   | 94   | AUC17693 | 30  | 223  | BUC11328    | 1   | 151  |
| AMT2234  | 2   | 217  | AUC17813 | 9B  | 121  | BUC11328    | 1   | 153  |
| AMT2234  | 22  | 93   | AUC17813 | 1B  | 122  | BUC11328    | 1   | 155  |
| AMT2236  | 1   | 197  | AUC17814 | 12  | 109  | E70674      | 2   | 157  |
| AMT2236  | 14  | 93   | AUC17814 | 9B  | 111  | E70674      | 10  | 165  |
| AMT2237  | 2   | 197  | AUC18057 | 10  | 57   | E70736      | 10  | 177  |
| AMT2237  | 15  | 93   | AUC18371 | 42  | 153  | F432009     | 4   | 89   |
| AMT2246  | 1   | 119  | AUC18394 | 13  | 209  | F432012     | 4   | 89   |
| AMT2247  | ... | 117  | AUC18395 | 2   | 209  | F85008      | 35  | 223  |
| AMT2247  | 2   | 129  | AUC20637 | 11  | 223  | GX26021     | 11  | 173  |
| AMT2247  | 8   | 135  | AUC20638 | 14  | 223  | H130153     | 10  | 215  |
| AMT2249  | 6   | 115  | AUC20639 | 17  | 223  | H135156     | 16  | 223  |
| AMT2249  | 17  | 117  | AUC20640 | 10  | 223  | H26723      | 2   | 59   |
| AMT2249  | 4   | 117  | AUC20785 | 1   | 89   | H2841B      | 19  | 179  |
| AMT2249  | 9   | 141  | AUC20785 | 5   | 89   | H77698      | 16  | 185  |
| AMT2250  | 14  | 117  | AUC20785 | 1   | 90   | H77698      | 7   | 197  |
| AMT2250  | 6   | 117  | B3690R   | 21  | 173  | H77698      | 13  | 223  |
| AMT2250  | 7   | 117  | BM19256  | 1   | 138  | H77698      | 21  | 77   |
| AMT2250  | 8   | 117  | BM19257  | 1   | 199  | H77698      | 6   | 89   |
| AMT2250  | 9   | 117  | BM19260  | 1   | 191  | H77698      | 20  | 93   |
| AMT2343  | 37  | 165  | BM19261  | 13  | 93   | H98494      | 5   | 235  |
| AMT2348  | 24  | 165  | BM19261  | 1   | 94   | H98494      | 5   | 247  |
| AMT2349  | 17  | 165  | BM19876  | 1   | 217  | H99923      | 14  | 241  |
| AMT2355  | 18  | 51   | BM19876  | 21  | 93   | HF620026167 | 1   | 188  |
| AMT2355  | 6   | 65   | BM19955  | 1   | 203  | HF620026167 | 2   | 218  |
| AMT2479  | 7   | 64   | BM19979  | 1   | 75   | HF790010050 | 2   | 188  |
| AMT2479  | 9   | 64   | BM20433  | 5   | 205  | HF790010050 | 3   | 218  |
| AMT2497  | 8   | 64   | BM20705  | 4   | 206  | HF798025200 | 3   | 188  |
| AMT2547  | 8   | 193  | BP12214  | 2   | 241  | HF798025200 | 4   | 218  |
| AMT2693  | 3   | 197  | BP12214  | 4   | 249  | JD7788      | 4   | 199  |
| AMT2693  | 16  | 93   | BTC10014 | 1   | 236  | JD7849      | 19  | 241  |
| AN131153 | 37  | 223  | BTC10061 | 1   | 181  | KK22885     | 12  | 55   |
| AN153614 | 12  | 253  | BTC10062 | 1   | 174  | KV14549     | 28  | 59   |

## Numerical Index - Continued

| Part No. | Key | Page | Part No. | Key | Page | Part No. | Key | Page |
|----------|-----|------|----------|-----|------|----------|-----|------|
| L100436  | 2   | 173  | M85517   | 10  | 173  | MT4609   | 15  | 119  |
| L1253N   | 2   | 120  | M87303   | 6   | 188  | MT4609   | 7   | 135  |
| L77747   | 3   | 223  | M87303   | 7   | 218  | MT5050   | 5   | 159  |
| L78981   | 1   | 223  | M90097   | 20  | 235  | MT5050   | 9   | 165  |
| M111150  | 48  | 223  | M90097   | 5   | 235  | MT5076   | 30  | 165  |
| M111717  | 2   | 223  | M90097   | 7   | 235  | MT5077   | 28  | 165  |
| M112504  | 15  | 47   | M90097   | 21  | 247  | MT5086   | 27  | 165  |
| M119854  | 48  | 223  | M90097   | 5   | 247  | MT5093   | 23  | 165  |
| M120212  | 4   | 171  | M93911   | 11  | 45   | MT5100   | 19  | 165  |
| M120212  | 12  | 59   | M93911   | 11  | 55   | MT5103   | 12  | 165  |
| M120212  | 13  | 79   | MIA12139 | 27  | 223  | MT5124   | 11  | 165  |
| M121890  | 13  | 235  | MIA13217 | 27  | 223  | MT6073   | 17  | 231  |
| M121890  | 13  | 247  | MT3084   | 3   | 227  | MT6073   | 27  | 57   |
| M122991  | 16  | 51   | MT4040   | 4   | 227  | MT6073   | 35  | 61   |
| M122991  | 21  | 53   | MT4042   | 1   | 227  | MT6086   | 17  | 51   |
| M122991  | 16  | 57   | MT4072   | 2   | 231  | MT6086   | 13  | 53   |
| M122991  | 1   | 65   | MT4072   | 29  | 57   | MT6086   | 17  | 57   |
| M128689  | 16  | 235  | MT4074   | 3   | 231  | MT6086   | 5   | 65   |
| M128689  | 16  | 247  | MT4074   | 30  | 57   | MT6086   | 7   | 65   |
| M129855  | 5   | 203  | MT4104   | 10  | 111  | MT6300   | 4   | 229  |
| M129894  | 8   | 209  | MT4104   | 25  | 111  | MT6300   | 26  | 51   |
| M129955  | 35  | 203  | MT4108   | 6   | 253  | MT6301   | 3   | 229  |
| M130828  | 11  | 209  | MT4108   | 8   | 257  | MT6301   | 27  | 51   |
| M130829  | 12  | 209  | MT4108   | 8   | 259  | MT6302   | 2   | 229  |
| M131007  | 44  | 223  | MT4114   | 1   | 120  | MT6302   | 28  | 51   |
| M131011  | 5   | 223  | MT4164   | 5   | 227  | MT6304   | 5   | 229  |
| M131053  | 28  | 223  | MT4202   | 1   | 235  | MT6304   | 19  | 51   |
| M131435  | 4   | 205  | MT4202   | 1   | 247  | MT6304   | 4   | 65   |
| M131435  | 4   | 221  | MT4205   | 2   | 235  | MT6328   | 10  | 45   |
| M131444  | 6   | 203  | MT4205   | 2   | 247  | MT6328   | 2   | 53   |
| M137064  | 19  | 223  | MT4206   | 15  | 241  | MT6328   | 10  | 55   |
| M137065  | 19  | 223  | MT4207   | 10  | 241  | MT6328   | 23  | 57   |
| M138100  | 13  | 51   | MT4232   | 3   | 235  | MT6330   | 6   | 159  |
| M138100  | 21  | 53   | MT4232   | 3   | 247  | MT6330   | 2   | 165  |
| M138100  | 22  | 53   | MT4233   | 5   | 241  | MT6334   | 20  | 165  |
| M138100  | 13  | 57   | MT4233   | 3   | 249  | MT6335   | 22  | 165  |
| M140183  | 41  | 223  | MT4234   | 5   | 239  | MT6380   | 8   | 229  |
| M141401  | 7   | 203  | MT4234   | 12  | 249  | MT6380   | 24  | 235  |
| M141402  | 8   | 203  | MT4235   | 3   | 241  | MT6380   | 9   | 235  |
| M141408  | 9   | 203  | MT4235   | 7   | 249  | MT6380   | 9   | 247  |
| M141431  | 10  | 203  | MT4236   | 11  | 241  | MT6380   | 15  | 45   |
| M141436  | 38  | 223  | MT4240   | 16  | 241  | MT6380   | 5   | 45   |
| M141471  | 11  | 203  | MT4244   | 11  | 171  | MT6380   | 15  | 55   |
| M141503  | 2   | 205  | MT4244   | 22  | 241  | MT6380   | 5   | 55   |
| M141506  | 12  | 203  | MT4295   | 4   | 231  | MT6385   | 1   | 117  |
| M141546  | 13  | 203  | MT4295   | 31  | 57   | MT6386   | 16  | 117  |
| M141743  | 27  | 203  | MT4295   | 7   | 65   | MT6386   | 8   | 141  |
| M141744  | 28  | 203  | MT4296   | 2   | 227  | MT6684   | 2   | 197  |
| M142511  | 33  | 203  | MT4311   | 23  | 77   | MT6684   | 15  | 93   |
| M142625  | 1   | 205  | MT4311   | 6   | 77   | MT6709   | 2   | 193  |
| M143206  | 27  | 223  | MT4374   | 40  | 57   | MT6709   | 2   | 195  |
| M143509  | 25  | 223  | MT4374   | 5   | 61   | MT6709   | 2   | 93   |
| M145115  | 3   | 206  | MT4374   | 2   | 73   | MT6710   | 3   | 193  |
| M149638  | 10  | 51   | MT4395   | 7   | 199  | MT6710   | 3   | 195  |
| M149638  | 5   | 79   | MT4395   | 3   | 201  | MT6710   | 3   | 93   |
| M153119  | 5   | 90   | MT4396   | 8   | 199  | MT6871   | 1   | 69   |
| M154055  | 16  | 79   | MT4396   | 4   | 201  | MT6874   | 7   | 193  |
| M160000  | 6   | 61   | MT4397   | 9   | 199  | MT6874   | 7   | 195  |
| M160003  | 34  | 57   | MT4397   | 7   | 201  | MT6874   | 7   | 93   |
| M160003  | 11  | 61   | MT4399   | 2   | 77   | MT6875   | 6   | 193  |
| M175325  | 15  | 79   | MT4400   | 4   | 77   | MT6875   | 6   | 195  |
| M175325  | 16  | 79   | MT4401   | 3   | 77   | MT6875   | 6   | 93   |
| M40333   | 4   | 47   | MT4404   | 19  | 77   | MT6905   | 32  | 165  |
| M40333   | 1   | 89   | MT4405   | 1   | 77   | N205661  | 17  | 179  |
| M40333   | 10  | 89   | MT4408   | 10  | 239  | N208117  | 6   | 109  |
| M40461   | 25  | 241  | MT4408   | 17  | 249  | N208117  | 18  | 111  |
| M40461   | 19  | 249  | MT4438   | 4   | 165  | N208117  | 6   | 121  |
| M41029   | 34  | 165  | MT4440   | 35  | 165  | N208579  | 21  | 185  |
| M42702   | 22  | 223  | MT4453   | 5   | 77   | N208580  | 22  | 185  |
| M46935   | 14  | 203  | MT4564   | 9   | 217  | N208607  | 11  | 183  |
| M65796   | 2   | 79   | MT4565   | 9   | 193  | N209864  | 27  | 59   |
| M72069   | 15  | 203  | MT4565   | 9   | 195  | N306785  | 11  | 57   |
| M77038   | 20  | 51   | MT4565   | 4   | 217  | N309159  | 13  | 179  |
| M77038   | 15  | 53   | MT4565   | 9   | 93   | N309660  | 16  | 179  |
| M77038   | 1   | 67   | MT4567   | 10  | 193  | N411772  | 23  | 63   |
| M80357   | 11  | 51   | MT4567   | 10  | 195  | PF12006  | 8   | 173  |
| M80357   | 9   | 53   | MT4567   | 6   | 217  | PF12236  | 4   | 173  |
| M84516   | 10  | 199  | MT4567   | 10  | 93   | PF80459  | 13  | 99   |
| M84516   | 2   | 201  | MT4607   | 4   | 117  | PF80460  | 12  | 99   |
| M84967   | 16  | 203  | MT4608   | 5   | 117  | PF81000  | 16  | 99   |
| M84971   | 13  | 85   | MT4608   | 5   | 119  | PF81019  | 2   | 101  |
| M84972   | 12  | 149  | MT4608   | 4   | 129  | PF81190  | 1   | 99   |
| M84972   | 7   | 153  | MT4608   | 5   | 135  | PF90134  | 4   | 109  |

## Numerical Index - Continued

| Part No.     | Key | Page | Part No.     | Key | Page | Part No.     | Key | Page |
|--------------|-----|------|--------------|-----|------|--------------|-----|------|
| PF90134      | 16  | 111  | PM6413       | 9   | 257  | PMN0073-1115 | 3   | 138  |
| PF90134      | 4   | 121  | PM6413       | 10  | 259  | PMN0073-1116 | 3   | 138  |
| PFA11385     | 12  | 173  | PM7413       | 2   | 255  | PMN0073-1117 | 3   | 138  |
| PFA11841     | 9   | 173  | PM7413       | 5   | 257  | PMN0073-1118 | 3   | 138  |
| PFA11989     | 15  | 173  | PM7413       | 5   | 259  | PMN0073-1119 | 3   | 138  |
| PFA12637     | 16  | 99   | PM900-6      | 3   | 123  | PMN0073-1120 | 3   | 138  |
| PFP17707     | 7   | 173  | PM990-6      | 3   | 123  | PMNIP025-SH  | 4   | 120  |
| PFP17709     | 20  | 173  | PM990-6      | 4   | 124  | PMNIP125-4   | 26  | 61   |
| PFP19123     | 3   | 173  | PM990-6      | 4   | 125  | PMNIP150-3   | 12  | 111  |
| PM00073-790  | 2   | 138  | PM990-6      | 4   | 138  | PMNIP150-3   | 2   | 167  |
| PM00073-791  | 2   | 138  | PM99500022   | ..  | 124  | PMNIP150-3   | 19  | 61   |
| PM015        | 5   | 253  | PM99500023   | 30  | 59   | PMNIP150-4   | 6   | 51   |
| PM015        | 5   | 255  | PMBF150      | 8   | 51   | PMNIP150-4   | 7   | 53   |
| PM015        | 1   | 257  | PMBF150      | 16  | 53   | PMNIP150-4   | 8   | 57   |
| PM015        | 2   | 259  | PMBF150      | 5   | 57   | PMPBUG050    | 2   | 179  |
| PM03610      | 1   | 253  | PMCR100      | 26  | 111  | PMPBUG050    | 12  | 51   |
| PM03610      | 14  | 253  | PMCR100      | 8   | 63   | PMPBUG050    | 24  | 53   |
| PM03610      | 11  | 255  | PMEL150-90   | 5   | 51   | PMPBUG050    | 20  | 57   |
| PM03610      | 4   | 255  | PMEL150-90   | 19  | 53   | PMPBUG050    | 6   | 63   |
| PM03610      | 10  | 257  | PMEL150-90   | 6   | 57   | PMPBUG050    | 8   | 65   |
| PM03610      | 2   | 257  | PMERI80015   | 3   | 138  | PMPBUG100    | 11  | 111  |
| PM03610      | 1   | 259  | PMERI8002    | 3   | 138  | PMPBUG100    | 24  | 61   |
| PM03610      | 11  | 259  | PMERI8003    | 3   | 138  | PMPBUG100    | 20  | 63   |
| PM04029100P  | 7   | 157  | PMERI8004    | 3   | 124  | PMRB-200-150 | 20  | 53   |
| PM04029100P  | 7   | 159  | PMERI8004    | 3   | 138  | PMRB-200-150 | 12  | 57   |
| PM04029100P  | 4   | 165  | PMERI8005    | 3   | 138  | PMRB100-025  | 10  | 111  |
| PM04432      | 11  | 157  | PMERI8006    | 3   | 138  | PMRB100-025  | 34  | 61   |
| PM04432      | 11  | 159  | PMERI8008    | 3   | 138  | PMRB100-025  | 13  | 63   |
| PM05092500   | 26  | 165  | PMFL4        | 3   | 125  | PMRB125-100  | 10  | 61   |
| PM05312500   | 26  | 165  | PMH4238      | 1   | 137  | PMRB200-150  | 7   | 51   |
| PM100125CAP  | 1   | 61   | PMH4239      | 1   | 137  | PMRB200-150  | 20  | 53   |
| PM100D       | 25  | 61   | PMH4240      | 1   | 137  | PMRB200-150  | 12  | 57   |
| PM100F       | 29  | 61   | PMHB-050     | 11  | 193  | PMRN100-075  | 17  | 77   |
| PM100G       | 35  | 57   | PMHB-050     | 11  | 195  | PMSL050-90   | 1   | 73   |
| PM100G       | 30  | 61   | PMHB-075-90  | 3   | 63   | PMSL075-45   | 17  | 61   |
| PM100GV      | 45  | 57   | PMHB-100     | 6   | 111  | PMSL075-45   | 7   | 63   |
| PM1125SS     | 5   | 253  | PMHB-100-90  | 4   | 63   | PMSL100-90   | 28  | 61   |
| PM1125SS     | 5   | 255  | PMHB-125-90  | 25  | 177  | PMSL150-90   | 3   | 149  |
| PM1125SS     | 1   | 257  | PMHB038-50   | 4   | 185  | PMTESTKIT    | ..  | 124  |
| PM1125SS     | 2   | 259  | PMHB050      | 22  | 179  | PMTF075      | 2   | 51   |
| PM16100032   | 25  | 165  | PMHB050      | 9   | 217  | PMTF075      | 18  | 53   |
| PM17000047   | 13  | 165  | PMHB050      | 11  | 93   | PMTF075      | 7   | 57   |
| PM17000100   | 5   | 165  | PMHB-050     | 11  | 93   | PMTF125      | 26  | 177  |
| PM17200110   | 18  | 165  | PMHB050-038  | 3   | 73   | PMTF125      | 1   | 51   |
| PM18100014   | 36  | 165  | PMHB050-90   | 20  | 179  | PMTF125      | 17  | 53   |
| PM20000010   | 33  | 165  | PMHB075      | 10  | 253  | PMTF125      | 9   | 57   |
| PM200040-1   | 3   | 137  | PMHB075      | 43  | 57   | PMUL2004     | 2   | 123  |
| PM200040V1   | 1   | 123  | PMHB075      | 16  | 61   | PMUV075FP    | 27  | 61   |
| PM200040V1   | 2   | 124  | PMHB075      | 21  | 63   | PMUV075FP    | 10  | 77   |
| PM200040V1   | 2   | 125  | PMHB075-050  | 11  | 253  | PMV125FP     | 3   | 179  |
| PM200040V1   | 3   | 137  | PMHB075-90   | 8   | 59   | PS310        | 1   | 124  |
| PM20290014   | 29  | 165  | PMHB075-90   | 8   | 61   | PS310        | 2   | 137  |
| PM21040005   | 31  | 165  | PMHB07510090 | 8   | 77   | PS310        | 2   | 138  |
| PM22530002   | 8   | 159  | PMHB100      | 6   | 111  | PS311        | 2   | 138  |
| PM22530002   | 3   | 165  | PMHB100-90   | 2   | 111  | PS90020      | 4   | 124  |
| PM300EPDM125 | 18  | 77   | PMHB100-90   | 1   | 71   | PS90020      | 4   | 138  |
| PM300EPDM150 | 16  | 149  | PMHB125-90   | 25  | 177  | PSER8004     | 3   | 124  |
| PM300EPDM150 | 33  | 153  | PMHB125-90   | 7   | 77   | PSER8004     | 3   | 138  |
| PM300EPDM150 | 35  | 153  | PMHB12510090 | 21  | 167  | PSER8002     | 3   | 138  |
| PM300EPDM150 | 37  | 153  | PMHB12510090 | 4   | 177  | PSER8003     | 3   | 138  |
| PM300EPDM150 | 20  | 167  | PMHB150      | 20  | 61   | PSER8004     | 3   | 138  |
| PM300EPDM150 | 22  | 61   | PMHB15012590 | 54  | 153  | PSER8006     | 3   | 138  |
| PM310        | 5   | 123  | PMHB15012590 | 23  | 61   | PSFL4        | 3   | 125  |
| PM310        | 1   | 124  | PMHB15012590 | 20  | 77   | PSULDQ2004   | 2   | 123  |
| PM310        | 1   | 125  | PMHBF100     | 37  | 149  | PSXCQ10025   | 1   | 137  |
| PM310        | 2   | 137  | PMHBF100     | 15  | 153  | PSXCQ3004    | 1   | 137  |
| PM310        | 2   | 138  | PMHBT050-075 | 7   | 253  | PSXCQ3008    | 1   | 137  |
| PM311        | 2   | 138  | PMHBT050-075 | 7   | 255  | R104570      | 5   | 105  |
| PM32200029   | 14  | 165  | PMHBT075     | 5   | 113  | R121233      | 8   | 215  |
| PM3371-0028A | 4   | 51   | PMHBT075     | 8   | 253  | R121235      | 9   | 215  |
| PM34300748   | 31  | 165  | PMHBT075     | 8   | 255  | R231112      | 7   | 101  |
| PM34300748   | 32  | 165  | PMHBT075     | 25  | 59   | R26375       | 19  | 153  |
| PM42W7       | 1   | 253  | PMHBT075     | 5   | 63   | R26375       | 13  | 167  |
| PM42W7       | 4   | 255  | PMHBT100     | 2   | 177  | R26375       | 21  | 223  |
| PM42W7       | 2   | 257  | PMHBT150100  | 36  | 149  | R26375       | 6   | 64   |
| PM42W7       | 1   | 259  | PMHBT150100  | 16  | 153  | R26448       | 7   | 223  |
| PM4DCVAE     | 1   | 253  | PMK010-0406  | 19  | 167  | R26871       | 32  | 203  |
| PM4DCVAE     | 4   | 255  | PMK010-0406  | 13  | 61   | R26906       | 31  | 153  |
| PM4DCVAE     | 2   | 257  | PMK010-0406  | 15  | 79   | R27448       | 26  | 223  |
| PM4DCVAE     | 1   | 259  | PMK010-0812  | 3   | 185  | R27449       | 29  | 223  |
| PM50990-2    | 4   | 138  | PMK3150-12   | 17  | 59   | R27533       | 32  | 223  |
| PM6413       | 4   | 253  | PMK3150-12   | 15  | 79   | R29936       | 42  | 223  |
| PM6413       | 1   | 255  | PMN0073-1114 | 3   | 138  | R44302       | 12  | 105  |

Numerical Index - Continued

| Part No.  | Key | Page | Part No. | Key | Page | Part No. | Key | Page |
|-----------|-----|------|----------|-----|------|----------|-----|------|
| R52921    | 14  | 47   | TCA19377 | 9   | 177  | TCA19677 | 56  | 147  |
| R62356    | 18  | 223  | TCA19378 | 14  | 177  | TCA19677 | ..  | 151  |
| R65597    | 5   | 91   | TCA19379 | 18  | 177  | TCA19677 | 49  | 151  |
| R78053    | 9   | 103  | TCA19380 | 17  | 177  | TCA19677 | 50  | 151  |
| R78053    | 9   | 87   | TCA19382 | 5   | 45   | TCA19677 | 51  | 151  |
| R78054    | 7   | 103  | TCA19382 | 5   | 55   | TCA19677 | 52  | 151  |
| R78054    | 12  | 87   | TCA19386 | 5   | 120  | TCA19677 | 53  | 151  |
| R78054    | 2   | 91   | TCA19388 | 12  | 109  | TCA19677 | 54  | 151  |
| R78057    | 12  | 87   | TCA19388 | 9A  | 111  | TCA19677 | 55  | 151  |
| R78057    | 3   | 91   | TCA19389 | 8   | 109  | TCA19677 | 56  | 151  |
| R78060    | 3   | 91   | TCA19389 | 5   | 111  | TCA19678 | 43  | 147  |
| R78061    | 9   | 103  | TCA19390 | 11  | 109  | TCA19678 | 43  | 151  |
| R78061    | 2   | 91   | TCA19390 | 24  | 111  | TCA19679 | 33  | 147  |
| R78063    | 9   | 87   | TCA19391 | 3   | 47   | TCA19679 | 33  | 151  |
| R78064    | 7   | 103  | TCA19392 | 5   | 47   | TCA19680 | 3   | 147  |
| R78064    | 9   | 103  | TCA19397 | 12  | 45   | TCA19680 | 3   | 151  |
| R78064    | 12  | 87   | TCA19407 | 10  | 109  | TCA19681 | 40  | 147  |
| R78064    | 9   | 87   | TCA19407 | 23  | 111  | TCA19681 | 40  | 151  |
| R78064    | 2   | 91   | TCA19410 | 5   | 120  | TCA19683 | 27  | 147  |
| R78064    | 3   | 91   | TCA19413 | 2   | 149  | TCA19683 | 27  | 151  |
| R78064    | 2   | 97   | TCA19413 | 18  | 153  | TCA19684 | 22  | 147  |
| R78064    | 3   | 97   | TCA19442 | 10  | 235  | TCA19684 | 22  | 151  |
| R78064    | 4   | 97   | TCA19442 | 10  | 247  | TCA19685 | 47  | 147  |
| R78065    | 12  | 103  | TCA19453 | 1   | 89   | TCA19685 | 36  | 151  |
| R78065    | 13  | 103  | TCA19454 | 1   | 91   | TCA19686 | 44  | 147  |
| R78066    | 19  | 173  | TCA19539 | 3   | 171  | TCA19686 | 44  | 151  |
| RE12363   | 9   | 103  | TCA19540 | 12  | 171  | TCA19687 | 18  | 147  |
| RE12363   | 9   | 87   | TCA19541 | 9   | 171  | TCA19687 | 18  | 151  |
| RE12363   | 3   | 91   | TCA19552 | 15  | 59   | TCA19688 | 32  | 147  |
| RE12364   | 7   | 103  | TCA19552 | 9   | 79   | TCA19688 | 32  | 151  |
| RE12364   | 12  | 87   | TCA19559 | 5   | 171  | TCA19690 | 6   | 127  |
| RE207311  | 13  | 105  | TCA19572 | 19  | 171  | TCA19690 | 9   | 135  |
| RE258807  | 6   | 173  | TCA19586 | 15  | 177  | TCA19690 | 10  | 141  |
| RE32361   | 12  | 193  | TCA19586 | 1   | 179  | TCA19692 | 29  | 183  |
| RE32361   | 12  | 195  | TCA19629 | 19A | 185  | TCA19693 | 8A  | 127  |
| RE32361   | 7   | 217  | TCA19630 | 1   | 183  | TCA19693 | 3   | 129  |
| RE32361   | 12  | 93   | TCA19631 | 28  | 183  | TCA19694 | 7   | 127  |
| RE583056  | 10  | 99   | TCA19632 | 16  | 183  | TCA19694 | 1   | 131  |
| SJ15811   | 5   | 97   | TCA19633 | 5   | 183  | TCA19694 | 12  | 131  |
| T126786   | 4   | 87   | TCA19634 | 14  | 185  | TCA19694 | 2   | 131  |
| T17148    | 5   | 173  | TCA19635 | 13  | 185  | TCA19694 | 5   | 131  |
| T17568    | 26  | 59   | TCA19636 | 18  | 183  | TCA19694 | 8   | 131  |
| T19818    | 8   | 235  | TCA19636 | 9   | 183  | TCA19695 | 14  | 115  |
| T19818    | 8   | 247  | TCA19637 | 13  | 183  | TCA19696 | 7   | 115  |
| T28585    | 5   | 91   | TCA19638 | 12  | 183  | TCA19696 | 17  | 119  |
| T34067    | 5   | 91   | TCA19639 | 10  | 183  | TCA19696 | 4   | 119  |
| T72287    | 34  | 203  | TCA19640 | 26  | 183  | TCA19697 | 1   | 129  |
| T77857    | 20  | 153  | TCA19641 | 3   | 183  | TCA19698 | 5   | 179  |
| T77857    | 14  | 167  | TCA19642 | 8   | 183  | TCA19700 | 18  | 179  |
| T77857    | 9   | 223  | TCA19643 | 5   | 185  | TCA19701 | 21  | 179  |
| T77857    | 4   | 64   | TCA19645 | 19  | 183  | TCA19702 | 27  | 179  |
| TC3U14113 | 20  | 177  | TCA19646 | 1   | 185  | TCA19703 | 30  | 183  |
| TCA13832  | 2   | 199  | TCA19647 | 10  | 185  | TCA19704 | 11  | 179  |
| TCA13832  | 1   | 201  | TCA19660 | 57  | 147  | TCA19706 | 6   | 129  |
| TCA14636  | 37  | 165  | TCA19660 | 45  | 151  | TCA19715 | 2   | 155  |
| TCA14663  | 23  | 153  | TCA19661 | ..  | 149  | TCA19716 | 3   | 120  |
| TCA14663  | 10  | 167  | TCA19661 | 19  | 149  | TCA19761 | 12  | 171  |
| TCA14663  | 18  | 61   | TCA19661 | 48  | 153  | TCA19858 | 5   | 120  |
| TCA15097  | 7   | 215  | TCA19662 | 22  | 149  | TCA19859 | 5   | 120  |
| TCA15548  | 1   | 221  | TCA19662 | 42  | 153  | TCA20665 | 8   | 115  |
| TCA15643  | 3   | 51   | TCA19663 | 5   | 155  | TCA20665 | 17  | 119  |
| TCA15872  | 14  | 179  | TCA19664 | 18  | 149  | TCA20679 | 9   | 239  |
| TCA15872  | 10  | 57   | TCA19664 | 14  | 153  | TCA20680 | 21  | 241  |
| TCA15872  | 1   | 69   | TCA19675 | ..  | 147  | TCA20681 | 21  | 241  |
| TCA15872  | 3   | 69   | TCA19675 | 26  | 147  | TCA20682 | 13  | 241  |
| TCA15872  | 15  | 79   | TCA19675 | 6   | 147  | TCA20683 | 13  | 241  |
| TCA15872  | 15  | 79   | TCA19675 | ..  | 151  | TCA20809 | 1   | 57   |
| TCA16828  | 34  | 223  | TCA19675 | 46  | 151  | TCA20810 | 2   | 57   |
| TCA16829  | 33  | 223  | TCA19675 | 47  | 151  | TCA20811 | 3   | 57   |
| TCA18586  | 4   | 215  | TCA19676 | ..  | 147  | TCA20813 | 19  | 57   |
| TCA18906  | 13  | 241  | TCA19676 | 17  | 147  | TCA20839 | 39  | 57   |
| TCA18907  | 13  | 241  | TCA19676 | ..  | 151  | TCA20857 | 6   | 129  |
| TCA18935  | 21  | 241  | TCA19676 | 48  | 151  | TCA21004 | 37  | 165  |
| TCA18936  | 21  | 241  | TCA19677 | ..  | 147  | TCA21005 | 37  | 165  |
| TCA18967  | 1   | 239  | TCA19677 | 14  | 147  | TCA21116 | 31  | 165  |
| TCA18967  | 10  | 249  | TCA19677 | 16  | 147  | TCA21116 | 38  | 165  |
| TCA18968  | 6   | 239  | TCA19677 | 19  | 147  | TCA21289 | 2   | 210  |
| TCA18968  | 13  | 249  | TCA19677 | 23  | 147  | TCA21290 | 2   | 211  |
| TCA18969  | 1   | 249  | TCA19677 | 29  | 147  | TCA21290 | 2   | 212  |
| TCA18977  | 20  | 247  | TCA19677 | 36  | 147  | TCA21291 | 13  | 209  |
| TCA18985  | 9   | 239  | TCA19677 | 42  | 147  | TCA21292 | 2   | 209  |
| TCA19098  | 1   | 87   | TCA19677 | 50  | 147  | TCA21329 | 3   | 215  |
| TCA19347  | 2   | 47   | TCA19677 | 55  | 147  | TCA21330 | 11  | 215  |

Numerical Index - Continued

| Part No. | Key | Page | Part No. | Key | Page | Part No. | Key | Page |
|----------|-----|------|----------|-----|------|----------|-----|------|
| TCA21506 | 8A  | 127  | TCU20270 | 2   | 69   | TCU27170 | 2   | 183  |
| TCA21506 | 8B  | 127  | TCU20270 | 15  | 79   | TCU27171 | 15  | 183  |
| TCA21506 | 3   | 129  | TCU20270 | 15  | 79   | TCU27172 | 17  | 183  |
| TCA21660 | 9A  | 121  | TCU20271 | 18  | 57   | TCU27176 | 13  | 115  |
| TCA21660 | 1A  | 122  | TCU20271 | 4   | 69   | TCU27176 | 17  | 63   |
| TCA21679 | 14  | 177  | TCU20271 | 15  | 79   | TCU27178 | 12  | 115  |
| TCA21681 | 18  | 177  | TCU21020 | 21  | 51   | TCU27178 | 18  | 63   |
| TCA21727 | 1   | 59   | TCU21020 | 14  | 53   | TCU27179 | 6   | 185  |
| TCA21770 | 5   | 185  | TCU21020 | 2   | 67   | TCU27180 | 2   | 185  |
| TCA21771 | 23  | 185  | TCU21120 | 36  | 223  | TCU27181 | 4   | 183  |
| TCA21814 | 19  | 171  | TCU22044 | 29  | 177  | TCU27254 | 54  | 147  |
| TCA21825 | 12  | 171  | TCU22176 | 45  | 223  | TCU27254 | 16  | 151  |
| TCA22537 | 5   | 45   | TCU22625 | 7   | 45   | TCU27255 | 7   | 147  |
| TCA22537 | 5   | 55   | TCU22625 | 7   | 55   | TCU27255 | 7   | 151  |
| TCA23462 | 15  | 183  | TCU22707 | 8   | 45   | TCU27256 | 9   | 147  |
| TCA23462 | 16  | 183  | TCU22707 | 8   | 55   | TCU27256 | 9   | 151  |
| TCA23462 | 27  | 183  | TCU22721 | 50  | 223  | TCU27257 | 10  | 147  |
| TCA25833 | 5   | 45   | TCU24209 | 19  | 59   | TCU27257 | 10  | 151  |
| TCA25833 | 5   | 55   | TCU25041 | 15  | 149  | TCU27258 | 8   | 147  |
| TCA26082 | 5   | 45   | TCU25041 | 8   | 153  | TCU27258 | 8   | 151  |
| TCA26082 | 5   | 55   | TCU25042 | 17  | 149  | TCU27259 | 11  | 147  |
| TCA26145 | 8   | 115  | TCU25042 | 9   | 153  | TCU27259 | 11  | 151  |
| TCA26145 | 17  | 119  | TCU25521 | 1   | 45   | TCU27268 | 20  | 147  |
| TCA26146 | 8B  | 127  | TCU25521 | 1   | 55   | TCU27268 | 20  | 151  |
| TCA26146 | 3   | 129  | TCU26076 | 12  | 85   | TCU27271 | 13  | 147  |
| TCA26171 | 1   | 119  | TCU26077 | 1   | 85   | TCU27271 | 13  | 151  |
| TCA26172 | 1   | 129  | TCU26184 | 6   | 149  | TCU27272 | 15  | 147  |
| TCA26269 | 19A | 185  | TCU26268 | 12  | 235  | TCU27272 | 15  | 151  |
| TCA26269 | 19B | 185  | TCU26268 | 12  | 247  | TCU27273 | 19  | 149  |
| TCA51322 | 24  | 51   | TCU26539 | 12  | 47   | TCU27274 | 33  | 149  |
| TCA51322 | 10  | 53   | TCU26540 | 10  | 218  | TCU27274 | 48  | 153  |
| TCA51322 | 4   | 67   | TCU26540 | 9   | 47   | TCU27274 | 49  | 153  |
| TCA51322 | 6   | 67   | TCU26540 | 20  | 59   | TCU27275 | 28  | 147  |
| TCA51325 | ..  | 119  | TCU26560 | 13  | 149  | TCU27275 | 28  | 151  |
| TCA51325 | 10  | 119  | TCU26560 | 10  | 153  | TCU27277 | 25  | 147  |
| TCA51325 | 11  | 119  | TCU26590 | 11  | 177  | TCU27277 | 25  | 151  |
| TCA51325 | 12  | 119  | TCU26608 | 9   | 63   | TCU27278 | 51  | 147  |
| TCA51325 | 14  | 119  | TCU26608 | 4   | 71   | TCU27278 | 23  | 151  |
| TCA51325 | 16  | 119  | TCU26609 | 8   | 85   | TCU27279 | 49  | 147  |
| TCA51325 | 2   | 119  | TCU26610 | 9   | 109  | TCU27279 | 26  | 151  |
| TCA51325 | 6   | 119  | TCU26610 | 13  | 111  | TCU27280 | 48  | 147  |
| TCA51325 | 7   | 119  | TCU26610 | 8   | 121  | TCU27280 | 29  | 151  |
| TCA51326 | 13  | 119  | TCU26610 | 2   | 122  | TCU27281 | 46  | 147  |
| TCA51326 | 8   | 119  | TCU26696 | 7   | 177  | TCU27281 | 42  | 151  |
| TCA51326 | 9   | 119  | TCU26698 | 8   | 177  | TCU27282 | 45  | 147  |
| TCB10910 | 5   | 221  | TCU26791 | 26  | 149  | TCU27282 | 14  | 151  |
| TCB10933 | 1   | 224  | TCU26791 | 21  | 177  | TCU27283 | 53  | 147  |
| TCB11078 | 49  | 223  | TCU26792 | 1   | 149  | TCU27283 | 17  | 151  |
| TCB11426 | 15  | 79   | TCU26792 | 13  | 153  | TCU27284 | 30  | 147  |
| TCB11430 | 1   | 109  | TCU26793 | 27  | 149  | TCU27284 | 30  | 151  |
| TCU12034 | 5   | 199  | TCU26793 | 22  | 177  | TCU27285 | 31  | 147  |
| TCU12600 | 6   | 199  | TCU26795 | 1   | 79   | TCU27285 | 31  | 151  |
| TCU14019 | 5   | 231  | TCU26795 | 14  | 79   | TCU27286 | 12  | 147  |
| TCU14021 | 6   | 231  | TCU26795 | 2   | 79   | TCU27286 | 12  | 151  |
| TCU17870 | 6   | 229  | TCU26795 | 3   | 79   | TCU27287 | 52  | 147  |
| TCU17870 | 29  | 51   | TCU26795 | 4   | 79   | TCU27287 | 19  | 151  |
| TCU17870 | 23  | 53   | TCU26795 | 5   | 79   | TCU27288 | 41  | 147  |
| TCU17873 | 9   | 157  | TCU26795 | 6   | 79   | TCU27288 | 41  | 151  |
| TCU17873 | 9   | 159  | TCU26866 | 23  | 177  | TCU27289 | 21  | 147  |
| TCU17873 | 1   | 165  | TCU26946 | 10  | 231  | TCU27289 | 21  | 151  |
| TCU17874 | 5   | 157  | TCU26946 | 14  | 79   | TCU27290 | 5   | 147  |
| TCU17874 | 2   | 165  | TCU26976 | 7   | 171  | TCU27290 | 5   | 151  |
| TCU17875 | 6   | 157  | TCU27006 | 13  | 59   | TCU27291 | 4   | 147  |
| TCU17875 | 3   | 165  | TCU27006 | 11  | 79   | TCU27291 | 4   | 151  |
| TCU17876 | 8   | 157  | TCU27033 | 14  | 235  | TCU27292 | 37  | 147  |
| TCU17876 | 9   | 165  | TCU27033 | 14  | 247  | TCU27292 | 37  | 151  |
| TCU17877 | 25  | 165  | TCU27034 | 24  | 241  | TCU27293 | 35  | 147  |
| TCU19134 | 4   | 101  | TCU27034 | 6   | 249  | TCU27293 | 35  | 151  |
| TCU19447 | 1   | 229  | TCU27055 | 5   | 47   | TCU27294 | 9   | 127  |
| TCU19447 | 25  | 51   | TCU27067 | 14  | 59   | TCU27295 | 4   | 127  |
| TCU19447 | 4   | 53   | TCU27067 | 8   | 79   | TCU27295 | 6   | 141  |
| TCU19447 | 33  | 57   | TCU27143 | 30  | 149  | TCU27299 | 3   | 127  |
| TCU19565 | 2   | 221  | TCU27143 | 31  | 61   | TCU27299 | 12  | 141  |
| TCU19820 | 7A  | 231  | TCU27143 | 14  | 63   | TCU27300 | 11  | 127  |
| TCU19821 | 8   | 231  | TCU27144 | 29  | 149  | TCU27300 | 57  | 153  |
| TCU19822 | 9   | 231  | TCU27144 | 32  | 61   | TCU27300 | 3   | 155  |
| TCU19874 | 9   | 51   | TCU27144 | 15  | 63   | TCU27301 | 15  | 115  |
| TCU19874 | 5   | 53   | TCU27145 | 31  | 149  | TCU27302 | 17  | 115  |
| TCU19874 | 22  | 57   | TCU27145 | 33  | 61   | TCU27302 | 7   | 141  |
| TCU19892 | 16  | 59   | TCU27145 | 16  | 63   | TCU27303 | 2   | 115  |
| TCU19892 | 15  | 79   | TCU27166 | 14  | 183  | TCU27304 | 4   | 115  |
| TCU20270 | 30  | 179  | TCU27168 | 20  | 183  | TCU27305 | 16  | 115  |
| TCU20270 | 25  | 57   | TCU27169 | 17  | 185  | TCU27306 | 18  | 117  |

Numerical Index - Continued

| Part No. | Key | Page | Part No. | Key | Page | Part No.  | Key | Page |
|----------|-----|------|----------|-----|------|-----------|-----|------|
| TCU27307 | 4   | 119  | TCU51825 | 1   | 53   | UC16013   | 41  | 57   |
| TCU27308 | 29  | 179  | TCU51825 | 21  | 57   | UC16013   | 36  | 61   |
| TCU27309 | 4   | 179  | TCU51825 | 3   | 67   | UC16013   | 3   | 73   |
| TCU27310 | 6   | 179  | TCU51825 | 5   | 69   | UC16015   | 4   | 61   |
| TCU27311 | 7   | 179  | TCU51830 | 3   | 119  | UC16015   | 22  | 63   |
| TCU27312 | 8   | 179  | TCU51831 | 10  | 115  | UC16031   | 56  | 153  |
| TCU27313 | 9   | 179  | TCU51832 | 11  | 115  | UC16070   | 6   | 167  |
| TCU27314 | 10  | 179  | TY22417  | 1   | 87   | UC17178   | 12  | 157  |
| TCU27315 | 12  | 179  | TY22462  | 16  | 167  | UC17178   | 12  | 159  |
| TCU27316 | 31  | 179  | TY22462  | 7   | 61   | UC17178   | 31  | 165  |
| TCU27320 | 4   | 135  | TY22462  | 1   | 79   | UC17356   | 5   | 99   |
| TCU27321 | 5   | 129  | TY22465  | 42  | 57   | UC17371   | 8   | 99   |
| TCU27321 | 6   | 135  | TY22465  | 39  | 61   | UC17790   | 24  | 141  |
| TCU27327 | 23  | 179  | TY22465  | 4   | 73   | UC17791   | 23  | 141  |
| TCU27329 | 1   | 135  | TY22466  | 3   | 113  | UC17792   | 22  | 141  |
| TCU27335 | 4   | 111  | TY22466  | 25  | 179  | UC17793   | 21  | 141  |
| TCU27335 | 14  | 149  | TY22466  | 3   | 253  | UC17794   | 20  | 141  |
| TCU27335 | 3   | 177  | TY22466  | 3   | 255  | UC17795   | 19  | 141  |
| TCU27335 | 19  | 63   | TY22466  | 3   | 257  | UC17796   | 18  | 141  |
| TCU27437 | 7B  | 231  | TY22466  | 3   | 259  | UC17797   | 17  | 141  |
| TCU27438 | 43  | 153  | TY22466  | 9   | 59   | UC17798   | 5   | 141  |
| TCU27438 | 11  | 231  | TY22466  | 9   | 61   | UC17799   | 16  | 141  |
| TCU27456 | 14  | 231  | TY22466  | 10  | 63   | UC17799   | 57  | 153  |
| TCU27457 | 13  | 231  | TY22467  | 13  | 109  | UC17799   | 3   | 155  |
| TCU27477 | 15  | 231  | TY22467  | 3   | 111  | UC17801   | 15  | 141  |
| TCU27478 | 16  | 231  | TY22467  | 28  | 149  | UC17802   | 14  | 141  |
| TCU27479 | 12  | 231  | TY22467  | 22  | 153  | UC17803   | 13  | 141  |
| TCU27864 | 1   | 87   | TY22467  | 12  | 167  | UC17804   | 11  | 141  |
| TCU28908 | 1   | 231  | TY22467  | 1   | 177  | UC17805   | 29  | 141  |
| TCU28908 | 28  | 57   | TY22467  | 24  | 223  | UC18229   | 10  | 157  |
| TCU29071 | 9   | 229  | TY22467  | 11  | 63   | UC18229   | 10  | 159  |
| TCU29075 | 10  | 229  | TY22467  | 2   | 71   | UC20608   | 32  | 153  |
| TCU29438 | 13  | 218  | TY22467  | 13  | 77   | UC23103   | 15  | 61   |
| TCU29438 | 21  | 59   | TY22468  | 14  | 77   | UC24981   | 15  | 79   |
| TCU29555 | 17  | 115  | TY22470  | 32  | 149  | UC24981   | 16  | 79   |
| TCU29883 | 4   | 57   | TY22470  | 11  | 153  | UC26064   | 21  | 111  |
| TCU29890 | 32A | 57   | TY22470  | 5   | 167  | UC26064   | 4   | 122  |
| TCU29933 | 2   | 103  | TY22470  | 21  | 61   | UC26065   | 20  | 111  |
| TCU29933 | 3   | 105  | TY24411  | 5   | 73   | UC26065   | 3   | 122  |
| TCU29967 | 2   | 206  | TY24412  | 24  | 179  | UC26066   | 7   | 122  |
| TCU30008 | 1   | 89   | TY24412  | 2   | 253  | UC26067   | 22  | 111  |
| TCU30008 | 9   | 89   | TY24412  | 6   | 255  | UC26067   | 5   | 122  |
| TCU30009 | 1   | 89   | TY24412  | 4   | 257  | UC26068   | 8   | 111  |
| TCU30009 | 8   | 89   | TY24412  | 4   | 259  | UC26068   | 6   | 122  |
| TCU30301 | 3   | 210  | TY24412  | 6   | 259  | UC26069   | 8   | 122  |
| TCU30302 | 3   | 211  | TY24412  | 9   | 259  | UC27443   | 19  | 141  |
| TCU30472 | 3   | 212  | TY24414  | 4   | 113  | UC28079   | 28  | 141  |
| TCU30555 | 3   | 120  | TY24414  | 6   | 113  | UC28130   | 7   | 111  |
| TCU30779 | 1   | 215  | TY24414  | 9   | 253  | UC28130   | 9   | 122  |
| TCU30781 | 2   | 215  | TY24414  | 9   | 255  | UC28359   | 31  | 165  |
| TCU30938 | 31  | 177  | TY24414  | 7   | 257  | UC28359   | 38  | 165  |
| TCU31167 | 3   | 209  | TY24414  | 7   | 259  | UC32126   | 25  | 57   |
| TCU31386 | 1   | 45   | TY24414  | 15  | 61   | UC34107   | 4   | 90   |
| TCU31386 | 1   | 55   | TY24414  | 38  | 61   | VG10988   | 47  | 223  |
| TCU31462 | 7   | 59   | TY24414  | 12  | 63   | VG10989   | 40  | 223  |
| TCU31463 | 3   | 59   | TY24415  | 38  | 149  | VG11398   | 9   | 167  |
| TCU31611 | 30  | 177  | TY24415  | 34  | 153  | VG11398   | 14  | 61   |
| TCU31628 | 11  | 229  | TY24415  | 38  | 153  | VG11712   | 16  | 45   |
| TCU31628 | 8   | 231  | TY24415  | 39  | 153  | VG11712   | 3   | 53   |
| TCU31811 | 13  | 171  | TY24415  | 22  | 167  | VG11712   | 14  | 55   |
| TCU31874 | 12  | 229  | TY24415  | 3   | 71   | VG11712   | 24  | 57   |
| TCU31874 | 29  | 59   | TY24415  | 9   | 77   | VGA10613  | 38  | 223  |
| TCU32054 | 16  | 171  | TY25741  | 28  | 183  | VGA10876  | 46  | 223  |
| TCU32988 | 2   | 141  | TY25741  | 31  | 183  | VGA10927  | 9   | 235  |
| TCU32988 | 37  | 61   | TY25741  | 15  | 185  | VGA10927  | 9   | 247  |
| TCU32988 | 9   | 63   | TY27524  | 24  | 177  | VGB10129  | 4   | 123  |
| TCU32988 | 4   | 71   | UC10119  | 28  | 141  | W42992    | 47  | 153  |
| TCU33327 | 24  | 185  | UC10120  | 6   | 101  | W42992    | 18  | 167  |
| TCU33327 | 25  | 185  | UC10158  | 15  | 85   | W42992    | 2   | 64   |
| TCU33333 | 20  | 177  | UC10159  | 14  | 85   | W42993    | 24  | 153  |
| TCU39230 | 1   | 183  | UC10330  | 3   | 109  | W42993    | 7   | 167  |
| TCU39230 | 2   | 183  | UC10330  | 15  | 111  | W42993    | 1   | 64   |
| TCU39962 | 18  | 115  | UC10330  | 3   | 121  | WZ1432038 | 26  | 179  |
| TCU39962 | 12  | 127  | UC10438  | 7   | 99   | WZ1845232 | 7   | 131  |
| TCU51755 | 7   | 229  | UC10439  | 3   | 99   | WZ1845242 | 3   | 131  |
| TCU51755 | 30  | 51   | UC11408  | 5   | 101  | WZ1845242 | 2   | 132  |
| TCU51755 | 6   | 53   | UC11851  | 7   | 171  | WZ1845242 | 25  | 141  |
| TCU51755 | 26  | 57   | UC13915  | 9   | 99   | WZ1845243 | 4   | 131  |
| TCU51815 | 23  | 51   | UC13987  | 14  | 99   | WZ1845243 | 3   | 132  |
| TCU51815 | 10  | 53   | UC16011  | 38  | 57   | WZ1845243 | 26  | 141  |
| TCU51815 | 11  | 53   | UC16011  | 3   | 61   | WZ1845245 | 6   | 131  |
| TCU51815 | 5   | 67   | UC16012  | 36  | 57   | WZ1845245 | 4   | 132  |
| TCU51825 | 22  | 51   | UC16012  | 2   | 61   | WZ1845245 | 27  | 141  |

Numerical Index - Continued

| <i>Part No.</i> | <i>Key</i> | <i>Page</i> | <i>Part No.</i> | <i>Key</i> | <i>Page</i> | <i>Part No.</i> | <i>Key</i> | <i>Page</i> |
|-----------------|------------|-------------|-----------------|------------|-------------|-----------------|------------|-------------|
| WZ1845247       | 11         | 131         |                 |            |             |                 |            |             |
| WZ1845251       | 9          | 131         |                 |            |             |                 |            |             |
| WZ1845252       | 10         | 131         |                 |            |             |                 |            |             |
| WZ1988216       | 28         | 179         |                 |            |             |                 |            |             |
| WZ2022400       | 4          | 187         |                 |            |             |                 |            |             |
| WZ2032303       | 5          | 187         |                 |            |             |                 |            |             |
| WZ2105210       | 3          | 187         |                 |            |             |                 |            |             |
| WZ3181445       | 2          | 187         |                 |            |             |                 |            |             |
| WZ8299570       | 1          | 187         |                 |            |             |                 |            |             |
| WZ8352634       | 6          | 187         |                 |            |             |                 |            |             |
| WZW0010013      | 32A        | 57          |                 |            |             |                 |            |             |
| WZW0010013      | 32B        | 57          |                 |            |             |                 |            |             |
| WZW19365        | 32B        | 57          |                 |            |             |                 |            |             |
| X10-8F5OG5-S    | 23         | 149         |                 |            |             |                 |            |             |
| Z78008          | 14         | 173         |                 |            |             |                 |            |             |

